

BEHAVIORAL SCIENCES REGULATORY BOARD

FY 2024 – FY 2027 BUDGET SUMMARY

FIG. 1 BUDGET SUMMARY, FY 2024 – FY 2026

	Actual FY 2024	Agency FY 2025	Legislative Budget Committee FY 2025	Agency FY 2026	Legislative Budget Committee FY 2026
EXPENDITURES:					
State Operations*	\$ 1,148,447	\$ 1,206,956	\$ 1,206,956	\$ 1,226,463	\$ 1,226,463
Salaries and Wages	720,395	804,013	804,013	813,682	813,682
Contractual Services	402,597	387,918	387,918	397,756	397,756
Commodities	9,838	9,275	9,275	9,275	9,275
Capital Outlay	15,617	5,750	5,750	5,750	5,750
State Aid and Assistance	\$ -	\$ -	\$ -	\$ -	\$ -
Aid to Local Units	-	-	-	-	-
Other Assistance	-	-	-	-	-
Capital Budget and Debt	\$ -	\$ -	\$ -	\$ -	\$ -
Capital Improvements	-	-	-	-	-
Debt Service Principal	-	-	-	-	-
Debt Service Interest	-	-	-	-	-
TOTAL	\$ 1,148,447	\$ 1,206,956	\$ 1,206,956	\$ 1,226,463	\$ 1,226,463
FINANCING:					
State General Fund	\$ -	\$ -	\$ -	\$ -	\$ -
BSRB Fee Fund	1,148,447	1,206,956	1,206,956	1,226,463	1,226,463
TOTAL	\$ 1,148,447	\$ 1,206,956	\$ 1,206,956	\$ 1,226,463	\$ 1,226,463
PERCENTAGE CHANGE:					
State General Fund	-- %	-- %	-- %	-- %	-- %
All Funds	13.4 %	5.1 %	-- %	1.6 %	-- %
FTE Positions	11.5	12.0	12.0	12.0	12.0

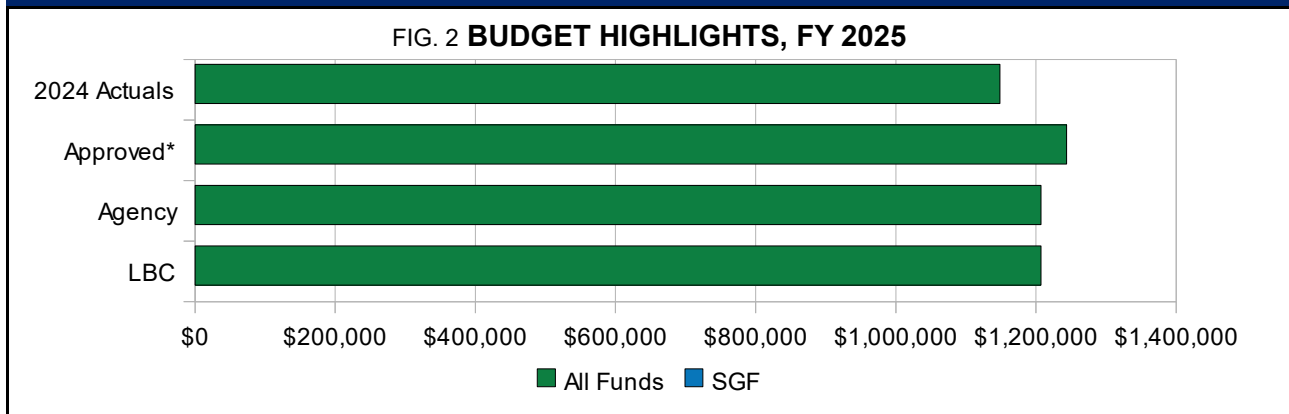
* Note: Expenditures for debt service interest are reflected under "Capital Budget and Debt."

AGENCY OVERVIEW

The mission of the Behavioral Sciences Regulatory Board (BSRB or Board), as established by KSA 74-7501, is to protect the public's health, safety, and welfare from unlawful or unprofessional practitioners who fall under the Board's jurisdiction. The agency has defined the statutory credentialing qualifications by establishing, through rules and regulations, minimal educational and experiential requirements that applicants seeking credentialing in each of the regulated groups must satisfy before the Board grants the applicable credential. The Board has also defined statutorily prohibited conduct through rules and regulations and has defined those acts that constitute unprofessional or incompetent practice.

The 12 members of the Board include 2 licensed psychologists, 2 licensed social workers, 1 licensed professional counselor, 1 licensed master's-level psychologist, 1 licensed marriage and family therapist, 1 licensed addiction counselor or licensed clinical addiction counselor, and 4 public members. The Governor appoints all Board members to serve four-year terms.

FY 2025 ANALYSIS



* Note: Includes SGF reappropriations.

FIG. 3 BUDGET COMPARISON, FY 2025

Fund	2024 Actuals	2025 Approved*	2025 Agency	Agency Change from Previous-Year Actuals		Agency Change from Approved*	
SGF	\$ -	\$ -	\$ -	\$ -	-- %	\$ -	-- %
All Other Funds	1,148,447	1,243,446	1,206,956	58,509	5.1	(36,490)	(2.9)
TOTAL	\$ 1,148,447	\$ 1,243,446	\$ 1,206,956	\$ 58,509	5.1 %	\$ (36,490)	(2.9) %

* Note: Includes SGF reappropriations.

BUDGET ANALYSIS

FIG. 4 SUMMARY OF BUDGET REQUEST, FY 2025

	Agency			Legislative Budget Committee		
	SGF	All Funds	FTE	SGF	All Funds	FTE
Approved, FY 2025	\$ -	\$ 1,243,446	12.0	\$ -	\$ 1,243,446	12.0
2024 SB 28 & HB 2551	-	1,243,446	12.0	-	1,243,446	12.0
1. SGF Reappropriation	-	-	-	-	-	-
Supplemental Requests	\$ -	\$ -	-	\$ -	\$ -	-
2. No Supplemental Requests	-	-	-	-	-	-
Other Changes	\$ -	\$ (36,490)	-	\$ -	\$ (36,490)	-
3. Temporary Position	-	(20,320)	-	-	(20,320)	-
4. All Other Adjustments	-	(16,170)	-	-	(16,170)	-
TOTAL	\$ -	\$ 1,206,956	12.0	\$ -	\$ 1,206,956	12.0

1. SGF REAPPROPRIATION

The agency did not have any SGF funds reappropriated from FY 2024 into FY 2025.

2. SUPPLEMENTAL REQUESTS

The agency's revised request did not include any supplemental requests.

3. TEMPORARY POSITION

Historically, the agency has included funds for a temporary full-time position in its budget to assist if the agency experienced an unexpected increase in applications. The agency has not utilized the temporary full-time position in recent years, so the agency has deleted those funds (\$29,120) and added funds to utilize contract staff instead (\$8,800). This results in a net decrease of \$20,320, all from the BSRB Fee Fund, in FY 2025.

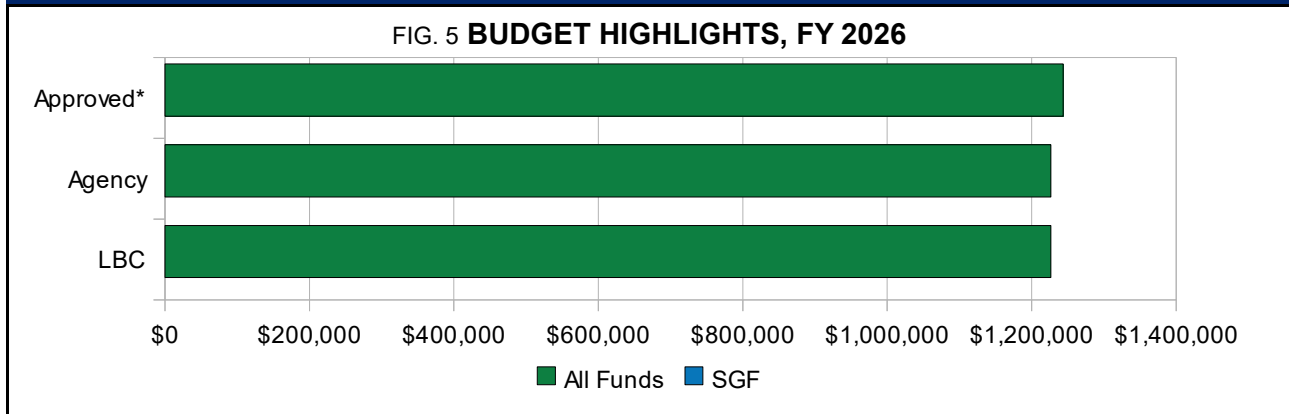
- o **Agency:** Delete \$20,320, all from the BSRB Fee Fund, to utilize contract staff instead of a temporary licensure position in FY 2025.

- **LBC:** No changes.

4. ALL OTHER ADJUSTMENTS

The agency had other adjustments from the amount approved by the 2024 Legislature, resulting in a decrease of \$16,170, all from the BSRB Fee Fund, including changes in employee benefits, meals and lodging, and attorneys fees in FY 2025.

FY 2026 ANALYSIS



* Note: Reflects legislative-approved expenditures for FY 2025, excluding reappropriations.

FIG. 6 BUDGET HIGHLIGHT CHANGES, FY 2026

Fund	2025 Agency	2025 Approved*	2026 Agency	Agency Change from Previous-Year Agency	Agency Change from Approved*
SGF	\$ -	\$ -	\$ -	- %	- %
All Other Funds	1,206,956	1,243,446	1,226,463	19,507 1.6	(16,983) (1.4)
TOTAL	\$ 1,206,956	\$ 1,243,446	\$ 1,226,463	\$ 19,507 1.6 %	\$ (16,983) (1.4) %

* Note: Reflects legislative-approved expenditures for FY 2025, excluding reappropriations.

BUDGET ANALYSIS

FIG. 7 SUMMARY OF BUDGET REQUEST, FY 2026

	Agency			Legislative Budget Committee		
	SGF	All Funds	FTE	SGF	All Funds	FTE
Approved, FY 2025	\$ -	\$ 1,243,446	12.0	\$ -	\$ 1,243,446	12.0
2024 SB 28 & HB 2551	-	1,243,446	12.0	-	1,243,446	12.0
Enhancement Requests	\$ -	\$ -	-	\$ -	\$ -	-
1. No Enhancement Requested	-	-	-	-	-	-
Other Changes	\$ -	\$ (16,983)	-	\$ -	\$ (16,983)	-
2. Temporary Position	-	(20,320)	-	-	(20,320)	-
3. All Other Adjustments	-	3,337	-	-	3,337	-
TOTAL	\$ -	\$ 1,226,463	12.0	\$ -	\$ 1,226,463	12.0

1. ENHANCEMENT REQUESTS

The agency's revised request did not include any enhancement requests.

2. TEMPORARY POSITION

Historically, the agency has included funds for a temporary full-time position in its budget to assist if the agency experienced an unexpected increase in applications. The agency has not utilized the temporary full-time position in recent years, so the agency deleted those funds (\$29,120) and added funds to utilize contract staff instead (\$8,800). This results in a net decrease of \$20,320, all from the BSRB Fee Fund, for FY 2026.

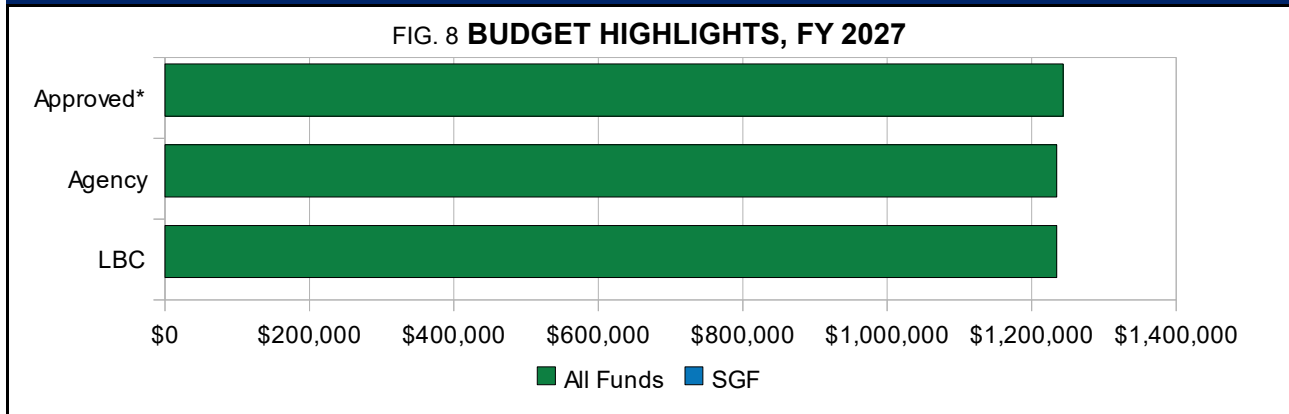
- **Agency:** Delete \$20,320, all from the BSRB Fee Fund, to utilize contract staff instead of a temporary licensure position for FY 2026.
- **LBC:** No changes.

3. ALL OTHER ADJUSTMENTS

The agency had other adjustments from the amount approved by the 2024 Legislature

for FY 2025, resulting in an increase of \$3,337, all from the BSRB Fee Fund, including changes in employee benefits, meals and lodging, and attorneys fees for FY 2026.

FY 2027 ANALYSIS



* Note: Reflects legislative-approved expenditures for FY 2025, excluding reappropriations.

FIG. 9 BUDGET HIGHLIGHT CHANGES, FY 2027

Fund	2026 Agency	2025 Approved*	2027 Agency	Agency Change from Previous-Year Agency	Agency Change from Approved*
SGF	\$ -	\$ -	\$ -	\$ -	\$ -
All Other Funds	1,226,463	1,243,446	1,234,535	8,072	(8,911)
TOTAL	\$ 1,226,463	\$ 1,243,446	\$ 1,234,535	\$ 8,072	\$ (8,911)

* Note: Reflects legislative-approved expenditures for FY 2025, excluding reappropriations.

BUDGET ANALYSIS

FIG. 10 SUMMARY OF BUDGET REQUEST, FY 2027

	Agency			Legislative Budget Committee		
	SGF	All Funds	FTE	SGF	All Funds	FTE
Approved, FY 2025	\$ -	\$ 1,243,446	12.0	\$ -	\$ 1,243,446	12.0
2024 SB 28 & HB 2551	-	1,243,446	12.0	-	1,243,446	12.0
Enhancement Requests	\$ -	\$ -	-	\$ -	\$ -	-
1. No Enhancements Requested	-	-	-	-	-	-
Other Changes	\$ -	\$ (8,911)	-	\$ -	\$ (8,911)	-
2. Temporary Position	-	(20,320)	-	-	(20,320)	-
3. All Other Adjustments	-	11,409	-	-	11,409	-
TOTAL	\$ -	\$ 1,234,535	12.0	\$ -	\$ 1,234,535	12.0

1. ENHANCEMENT REQUESTS

The agency did not request any enhancements for FY 2026.

2. TEMPORARY POSITION

Historically, the agency has included funds for a temporary full-time position in its budget to assist if the agency experienced an unexpected increase in applications. The agency has not utilized the temporary full-time position in recent years, so the agency deleted those funds (\$29,120) and added funds to utilize contract staff instead (\$8,800). This results in a net decrease of \$20,320, all from the BSRB Fee Fund, for FY 2027.

- **Agency:** Delete \$20,320, all from the BSRB Fee Fund, to utilize contract staff instead of a temporary licensure position for FY 2027.
- **LBC:** No changes.

3. ALL OTHER ADJUSTMENTS

The agency had other adjustments from the amount approved by the 2024 Legislature

for FY 2025, resulting in an increase of \$11,409, all from the BSRB Fee Fund, including changes in employee benefits, meals and lodging, and attorneys fees for FY 2027.

REFERENCE TABLES

FIG. 11 10-YEAR EXPENDITURE HISTORY, FY 2017 – FY 2026

Fiscal Year	SGF	Change	All Funds	Change	FTE	CPI-U Change**
FY 2017	\$ -	-	\$ 662,913	2.1 %	9.0	0.0 %
FY 2018	-	-	673,485	1.6	9.0	0.2
FY 2019	-	-	705,352	4.7	9.0	0.0
FY 2020	-	-	848,387	20.3	9.0	0.8
FY 2021	-	-	856,438	0.9	9.0	2.4
FY 2022	-	-	835,545	(2.4)	9.5	9.2
FY 2023	-	-	1,012,357	21.2	9.5	5.8
FY 2024	-	-	1,148,447	13.4	11.5	3.0
FY 2025 Agency	-	-	1,206,956	5.1	12.0	2.5
FY 2026 Agency	-	-	1,226,463	1.6	12.0	2.4
10-Yr. Chg. (FY 2017– 2026) \$	-	-- %	\$ 563,550	85.0 %	3.0	33.4 %
3-Yr. Avg. (FY 2022– 2024)*	-	-	998,783	-	10.2	-

* Note: Reflects three most recent years of actuals data.

** Note: Consumer Price Index – All Urban Consumers estimate for FY 2025 and FY 2026 is from the Consensus Revenue Estimating Group.

FIG. 12 EXPENDITURES BY PROGRAM, FY 2024 – FY 2026

Program	Actual FY 2024	Agency FY 2025	LBC FY 2025	Agency FY 2026	LBC FY 2026
Licensing and Renewal	\$ 1,020,259	\$ 1,043,228	\$ 1,043,228	\$ 1,060,582	\$ 1,060,582
Investigation and Discipline	128,188	163,728	163,728	165,881	165,881
TOTAL	\$ 1,148,447	\$ 1,206,956	\$ 1,206,956	\$ 1,226,463	\$ 1,226,463

FIG. 13 FTE POSITIONS BY PROGRAM, FY 2024 – FY 2026

Program	Actual FY 2024	Agency FY 2025	LBC FY 2025	Agency FY 2026	LBC FY 2026
Licensing and Renewal	10.0	10.5	10.5	10.5	10.5
Investigation and Discipline	1.5	1.5	1.5	1.5	1.5
TOTAL	11.5	12.0	12.0	12.0	12.0

SPECIAL REVENUE FUND OVERVIEW

**FIG. 14 BEHAVIORAL SCIENCES REGULATORY BOARD FEE FUND
RESOURCE ESTIMATE, FY 2023 – FY 2027**

	Actual FY 2023	Actual FY 2024	Agency FY 2025	Agency FY 2026	Agency FY 2027
Beginning Balance	\$ 2,168,579	\$ 2,113,828	\$ 1,886,027	\$ 1,550,071	\$ 1,214,608
Revenue	869,350	920,648	870,000	890,000	810,000
Transfers In	-	(2)	-	-	-
Funds Available	\$ 3,037,929	\$ 3,034,474	\$ 2,756,027	\$ 2,440,071	\$ 2,024,608
Expenditures	\$ 1,009,280	\$ 1,148,447	\$ 1,205,956	\$ 1,225,463	\$ 1,233,535
Expenditures–Off-Budget	-	-	-	-	-
Transfers Out	-	-	-	-	-
Ending Balance	\$ 2,028,649	\$ 1,886,027	\$ 1,550,071	\$ 1,214,608	\$ 791,073

FIG. 15 BEHAVIORAL SCIENCES REGULATORY BOARD FEES, FY 2025

Fee	Current Fee	Statutory Limit*	Previous Fee
Initial Fees			
Social Worker (Bachelor's)	\$ 100	\$ 150	N/A
Social Worker (Master's)	150	150	N/A
Social Worker (Specialist Clinical)	150	150	N/A
Master's-Level Psychologist	150	200	N/A
Clinical Psychotherapist	150	200	N/A
Psychologist	50	150	N/A
Professional Counselor	150	175	N/A
Clinical Professional Counselor	150	175	N/A
Marriage and Family Therapist	150	175	N/A
Clinical Marriage and Family Therapist	150	175	N/A
Addiction Counselor	100	150	N/A
Master's Addiction Counselor	150	150	100
Clinical Addiction Counselor	150	150	N/A
Assistant Behavior Analyst	70	N/A	N/A
Behavior Analyst	70	N/A	N/A
Application Fees			
Social Worker (Bachelor's)	\$ 50	\$ 150	100
Social Worker (Master's)	50	150	100
Social Worker (Specialist Clinical)	50	150	100
Master's-Level Psychologist	50	200	100
Clinical Psychotherapist	50	200	100
Psychologist	175	225	225
Professional Counselor	50	100	100
Clinical Professional Counselor	50	175	100
Marriage and Family Therapist	50	150	100
Clinical Marriage and Family Therapist	50	175	100
Addiction Counselor	50	150	100
Master's Addiction Counselor	50	150	100
Clinical Addiction Counselor	50	150	100
Renewal Fees			
Social Worker (Associate)	\$ 50	\$ 150	100
Social Worker (Bachelor's)	50	150	100
Social Worker (Master's)	75	150	125
Social Worker (Specialist Clinical)	100	150	150
Master's-Level Psychologist	100	200	150
Clinical Psychotherapist	125	200	175
Psychologist	150	200	200
Professional Counselor	100	150	150
Clinical Professional Counselor	125	175	175

FIG. 15 BEHAVIORAL SCIENCES REGULATORY BOARD FEES, FY 2025

Fee	Current Fee	Statutory Limit*	Previous Fee
Marriage and Family Therapist	100	175	150
Clinical Marriage and Family Therapist	125	175	175
Addiction Counselor	50	150	100
Master's Addiction Counselor	75	150	125
Clinical Addiction Counselor	100	150	150
Assistant Behavior Analyst	70	N/A	N/A
Behavior Analyst	120	N/A	N/A
Temporary License Fees			
Social Worker (Bachelor's)	\$ 50	\$ 50	N/A
Social Worker (Master's)	50	50	N/A
Master's-Level Psychologist	50	200	100
Psychologist	50	200	100
Professional Counselor	50	175	150
Marriage and Family Therapist	50	175	150
Addiction Counselor	50	100	75
Masters Addiction Counselor	50	100	75
Out-of-State Temporary Permit Fees			
Social Worker (Specialist Clinical)	\$ 200	\$ 200	N/A
Clinical Psychotherapist	200	200	N/A
Psychologist	200	200	N/A
Clinical Professional Counselor	200	200	N/A
Clinical Marriage and Family Therapist	200	200	N/A
Clinical Addiction Counselor	200	200	N/A
Reinstatement Fees			
Social Worker (Associate)	\$ 100	\$ 150	N/A
Social Worker (Bachelor's)	100	150	N/A
Social Worker (Master's)	150	150	250
Social Worker (Specialist Clinical)	200	150	300
Master's-Level Psychologist	200	300	300
Clinical Psychotherapist	250	325	350
Psychologist	300	400	350
Professional Counselor	200	175	300
Clinical Professional Counselor	250	175	350
Marriage and Family Therapist	200	175	300
Clinical Marriage and Family Therapist	250	175	350
Addiction Counselor	100	150	200
Master's Addiction Counselor	150	150	N/A
Clinical Addiction Counselor	200	150	300
Community-Based License Fees			
Social Worker (Bachelor)	\$ 50	\$ 175	N/A
Social Worker (Master's)	50	175	N/A
Master's-Level Psychologist	50	100	N/A
Psychology	50	225	N/A
Professional Counselor	50	175	N/A
Marriage and Family Therapist	50	175	N/A
6-Month Temporary Reinstatement Fees			
Social Worker (Bachelor's)	\$ 50	\$ 50	N/A
Social Worker (Master's)	50	50	N/A
Social Worker (Clinical)	50	50	N/A
Master's-Level Psychologist	25	25	N/A
Clinical Psychotherapist	25	25	N/A
Psychology	25	50	N/A
Professional Counselor	25	50	N/A
Clinical Professional Counselor	25	50	N/A
Marriage and Family Therapist	25	50	N/A
Clinical Marriage and Family Therapist	25	50	N/A
Addiction Counselor	25	50	N/A

FIG. 15 **BEHAVIORAL SCIENCES REGULATORY BOARD FEES, FY 2025**

Fee	Current Fee	Statutory Limit*	Previous Fee
Master's Addiction Counselor	25	50	N/A
Clinical Addiction Counselor	25	50	N/A
Temporary Candidacy License Fee			
Social Worker (Bachelor's)	\$ 50	\$ 75	N/A
Social Worker (Master's)	50	75	N/A
Student Temporary License Fee			
Addiction Counselor	\$ 50	\$ 100	N/A
PSYPACT Compact Fee			
Psychologist	\$ 25	\$	N/A