

KANSAS STATE BOARD OF HEALING ARTS

FY 2024 – FY 2027 BUDGET SUMMARY

FIG. 1 BUDGET SUMMARY, FY 2024 – FY 2026

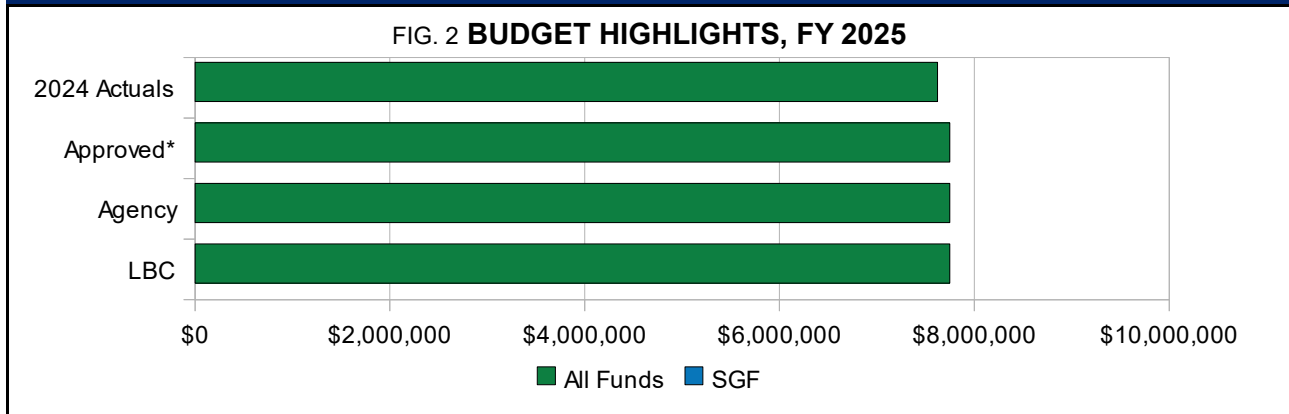
	Actual FY 2024	Agency FY 2025	Legislative Budget Committee FY 2025	Agency FY 2026	Legislative Budget Committee FY 2026
EXPENDITURES:					
State Operations*	\$ 7,622,860	\$ 7,749,213	\$ 7,749,213	\$ 7,913,653	\$ 7,913,653
Salaries and Wages	4,718,313	5,819,212	5,819,212	5,874,032	5,874,032
Contractual Services	2,031,421	1,831,156	1,831,156	1,920,920	1,920,920
Commodities	53,231	26,450	26,450	27,525	27,525
Capital Outlay	819,895	72,395	72,395	91,176	91,176
State Aid and Assistance	\$ -	\$ -	\$ -	\$ -	\$ -
Aid to Local Units	-	-	-	-	-
Other Assistance	-	-	-	-	-
Capital Budget and Debt	\$ -	\$ -	\$ -	\$ -	\$ -
Capital Improvements	-	-	-	-	-
Debt Service Principal	-	-	-	-	-
Debt Service Interest	-	-	-	-	-
TOTAL	\$ 7,622,860	\$ 7,749,213	\$ 7,749,213	\$ 7,913,653	\$ 7,913,653
FINANCING:					
State General Fund	\$ -	\$ -	\$ -	\$ -	\$ -
Healing Arts Fee Fund	7,576,843	7,714,213	7,714,213	7,878,653	7,878,653
All Other Funds	46,017	35,000	35,000	35,000	35,000
TOTAL	\$ 7,622,860	\$ 7,749,213	\$ 7,749,213	\$ 7,913,653	\$ 7,913,653
PERCENTAGE CHANGE:					
State General Fund	-- %	-- %	-- %	-- %	-- %
All Funds	23.1 %	1.7 %	-- %	2.1 %	-- %
FTE Positions	57.0	67.0	67.0	67.0	67.0

* Note: Expenditures for debt service interest are reflected under "Capital Budget and Debt."

AGENCY OVERVIEW

The Kansas State Board of Healing Arts, created in 1957, licenses and regulates medical, osteopathic, and chiropractic doctors. Additionally, the agency issues temporary permits, postgraduate training permits, special permits, institutional licenses, temporary education licenses, visiting professor licenses, and visiting clinical professor licenses under the Healing Arts Act.

FY 2025 ANALYSIS



* Note: Includes SGF reappropriations.

FIG. 3 BUDGET COMPARISON, FY 2025

Fund	2024 Actuals	2025 Approved*	2025 Agency	Agency Change from Previous-Year Actuals		Agency Change from Approved*	
SGF	\$ -	\$ -	\$ -	\$ -	-- %	\$ -	-- %
All Other Funds	7,622,860	7,749,213	7,749,213	126,353	1.7	-	--
TOTAL	\$ 7,622,860	\$ 7,749,213	\$ 7,749,213	\$ 126,353	1.7 %	\$ -	-- %

* Note: Includes SGF reappropriations.

BUDGET ANALYSIS

FIG. 4 SUMMARY OF BUDGET REQUEST, FY 2025

	Agency			Legislative Budget Committee		
	SGF	All Funds	FTE	SGF	All Funds	FTE
Approved, FY 2025	\$ -	\$ 7,749,213	67.0	\$ -	\$ 7,749,213	67.0
2024 SB 28 & HB 2551	-	7,749,213	67.0	-	7,749,213	67.0
1. SGF Reappropriation	-	-	-	-	-	-
Supplemental Requests	\$ -	\$ -	-	\$ -	\$ -	-
2. No Supplemental Requests	-	-	-	-	-	-
Other Changes	\$ -	\$ -	-	\$ -	\$ -	-
3. No Changes	-	-	-	-	-	-
TOTAL	\$ -	\$ 7,749,213	67.0	\$ -	\$ 7,749,213	67.0

1. SGF REAPPROPRIATION

The agency did not have any SGF funds reappropriated from FY 2024 into FY 2025.

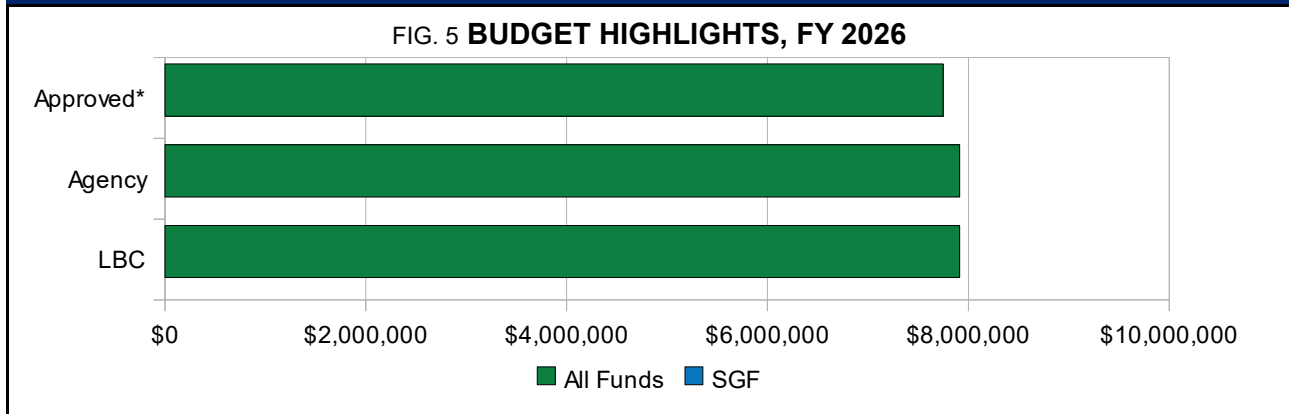
2. SUPPLEMENTAL REQUESTS

The agency's revised request did not include any supplemental requests.

3. OTHER CHANGES

No other changes.

FY 2026 ANALYSIS



* Note: Reflects legislative-approved expenditures for FY 2025, excluding reappropriations.

FIG. 6 BUDGET HIGHLIGHT CHANGES, FY 2026

Fund	2025 Agency	2025 Approved*	2026 Agency	Agency Change from Previous-Year Agency	Agency Change from Approved*
SGF	\$ -	\$ -	\$ -	\$ -	\$ -
All Other Funds	7,749,213	7,749,213	7,913,653	164,440	164,440
TOTAL	\$ 7,749,213	\$ 7,749,213	\$ 7,913,653	\$ 164,440	\$ 164,440

* Note: Reflects legislative-approved expenditures for FY 2025, excluding reappropriations.

BUDGET ANALYSIS

FIG. 7 SUMMARY OF BUDGET REQUEST, FY 2026

	Agency			Legislative Budget Committee		
	SGF	All Funds	FTE	SGF	All Funds	FTE
Approved, FY 2025	\$ -	\$ 7,749,213	67.0	\$ -	\$ 7,749,213	67.0
2024 SB 28 & HB 2551	-	7,749,213	67.0	-	7,749,213	67.0
Enhancement Requests	\$ -	\$ -	-	\$ -	\$ -	-
1. No Enhancement Requests	-	-	-	-	-	-
Other Changes	\$ -	\$ 164,440	-	\$ -	\$ 164,440	-
2. Contractual Services	-	98,561	-	-	98,561	-
3. Salaries and Wages	-	46,983	-	-	46,983	-
4. Hospitality Limitation Increase	-	-	-	-	-	-
5. All Other Adjustments	-	18,896	-	-	18,896	-
TOTAL	\$ -	\$ 7,913,653	67.0	\$ -	\$ 7,913,653	67.0

1. ENHANCEMENT REQUESTS

The agency's request did not include any enhancement requests.

2. CONTRACTUAL SERVICES

The agency's request includes \$98,561, all special revenue funds, for contractual services expenditures associated with increased rent for office space and computer programming, data processing, and database access fees.

- **Agency:** Add \$98,561, all special revenue funds, for increased contractual services expenditures for FY 2026.
- **LBC:** No changes.

3. SALARIES AND WAGES

The agency's request includes \$46,983, all special revenue funds, for salaries and

wages associated with increased expenditures for group health insurance.

- **Agency:** Add \$46,983, all special revenue funds, for increased salaries and wages expenditures for FY 2026.
- **LBC:** No changes.

4. HOSPITALITY LIMIT INCREASE

The agency is requesting to raise their official hospitality spending limit to \$5,000. Currently, official hospitality spending from the Healing Arts Fee Fund is limited to \$1,000. The agency is not requesting any additional funds for this purpose and reports that the increase will allow them to provide board members with lunch during meetings.

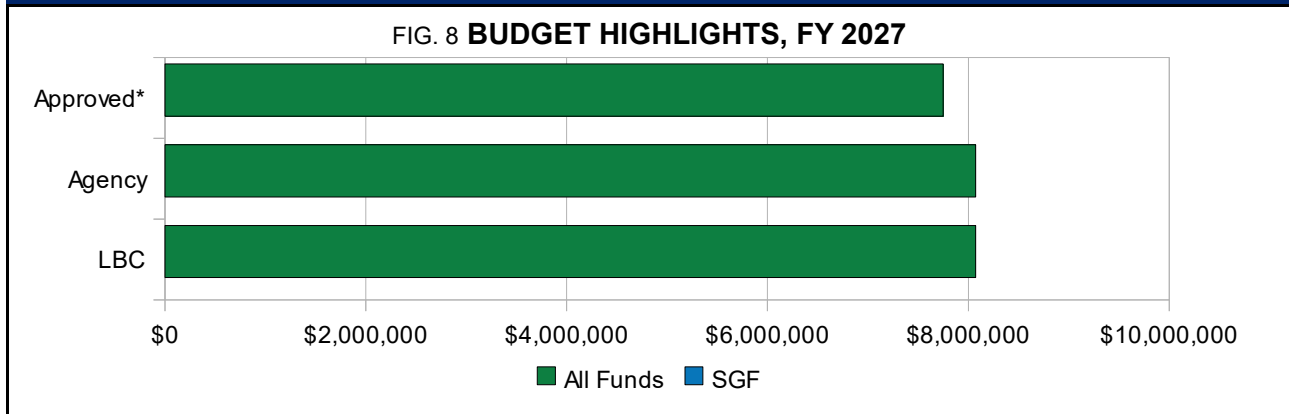
- **Agency:** Add language to increase the agency's hospitality spending limit to \$5,000 for FY 2026.
- **LBC:** No changes.

5. ALL OTHER ADJUSTMENTS

The agency's request includes \$18,896, all special revenue funds, for commodity and capital outlay expenditures, including computer equipment, software, and gasoline.

- **Agency:** Add \$18,896, all special revenue funds, for commodity and capital outlay expenditures for FY 2026.
- **LBC:** No changes.

FY 2027 ANALYSIS



* Note: Reflects legislative-approved expenditures for FY 2025, excluding reappropriations.

FIG. 9 BUDGET HIGHLIGHT CHANGES, FY 2027

Fund	2026 Agency	2025 Approved*	2027 Agency	Agency Change from Previous-Year Agency	Agency Change from Approved*
SGF	\$ -	\$ -	\$ -	\$ -	\$ -
All Other Funds	7,913,653	7,749,213	8,072,946	159,293	323,733
TOTAL	\$ 7,913,653	\$ 7,749,213	\$ 8,072,946	\$ 159,293	\$ 323,733

* Note: Reflects legislative-approved expenditures for FY 2025, excluding reappropriations.

BUDGET ANALYSIS

FIG. 10 SUMMARY OF BUDGET REQUEST, FY 2027

	Agency			Legislative Budget Committee		
	SGF	All Funds	FTE	SGF	All Funds	FTE
Approved, FY 2025	\$ -	\$ 7,749,213	67.0	\$ -	\$ 7,749,213	67.0
2024 SB 28 & HB 2551	-	7,749,213	67.0	-	7,749,213	67.0
Enhancement Requests	\$ -	\$ -	-	\$ -	\$ -	-
1. No Enhancement Requests	-	-	-	-	-	-
Other Changes	\$ -	\$ 323,733	-	\$ -	\$ 323,733	-
2. Contractual Services	-	207,895	-	-	207,895	-
3. Salaries and Wages	-	84,017	-	-	84,017	-
4. Capital Outlay	-	30,631	-	-	30,631	-
5. All Other Adjustments	-	1,190	-	-	1,190	-
TOTAL	\$ -	\$ 8,072,946	67.0	\$ -	\$ 8,072,946	67.0

1. ENHANCEMENT REQUESTS

The agency's request did not include any enhancement requests.

2. CONTRACTUAL SERVICES

The agency's request includes \$207,895, all special revenue funds, for contractual expenditures associated with an anticipated continued increase in rent for office space, as well as IT expenditures for server support and expansion for the agency's information system. One large purchase included in this increase includes three years of service and will have lower costs in the out years.

- **Agency:** Add \$207,895, all special revenue funds, for increased contractual services expenditures for FY 2027.
- **LBC:** No changes.

3. SALARIES AND WAGES

The agency's request includes \$84,017, all special revenue funds, for salaries and wages primarily associated with expenditures for group health insurance.

- **Agency:** Add \$84,017, all special revenue funds, for salaries and wages expenditures for FY 2027.
- **LBC:** No changes.

4. CAPITAL OUTLAY

The agency's request includes \$30,631, all special revenue funds, for increased capital outlay expenditures for computer equipment and software.

- **Agency:** Add \$30,631, all special revenue funds, for capital outlay expenditures for FY 2027.
- **LBC:** No changes.

5. ALL OTHER ADJUSTMENTS

The agency's request includes \$1,190, all special revenue funds, for commodities such as gasoline and office supplies.

- **Agency:** Add \$1,190, all special revenue funds, for commodities for FY 2027.
- **LBC:** No changes.

REFERENCE TABLES

FIG. 11 10-YEAR EXPENDITURE HISTORY, FY 2017 – FY 2026

Fiscal Year	SGF	Change	All Funds	Change	FTE	CPI-U Change**
FY 2017	\$	-	\$ 5,874,166	5.0 %	60.0	0.0 %
FY 2018		-	6,307,218	7.4	60.0	0.2
FY 2019		-	6,194,417	(1.8)	62.0	0.0
FY 2020		-	5,909,391	(4.6)	62.0	0.8
FY 2021		-	6,037,440	2.2	61.0	2.4
FY 2022		-	5,974,080	(1.0)	62.0	9.2
FY 2023		-	6,194,237	3.7	56.0	5.8
FY 2024		-	7,622,860	23.1	57.0	3.0
FY 2025 Agency		-	7,749,213	1.7	67.0	2.5
FY 2026 Agency		-	7,913,653	2.1	67.0	2.4
10-Yr. Chg. (FY 2017– 2026) \$		-	\$ 2,039,487	34.7 %	7.0	33.4 %
3-Yr. Avg. (FY 2022– 2024)*		-	6,597,059		58.3	

* Note: Reflects three most recent years of actuals data.

** Note: Consumer Price Index – All Urban Consumers estimate for FY 2025 and FY 2026 is from the Consensus Revenue Estimating Group.

SPECIAL REVENUE FUND OVERVIEW

The Healing Arts Fee Fund is mainly derived from licensing and registration fees, which are deposited in the fund pursuant to KSA 65-2885. Maximum fees are established in statute, and the actual rates are set by rule and regulation. The fees vary based on the type of license or registration sought.

The Kansas State Board of Healing Arts is able to process license and registration applications online; however, the licensee or registrant also has the option of submitting a paper renewal. Fees are slightly reduced for online renewals. The Board's regulations also establish fees for late renewals or reinstatement of a revoked license.

KSA 75-3170a(a) provides that 90.0 percent of incoming revenues are retained by the agency and 10.0 percent are deposited into the State General Fund (SGF), up to a maximum of \$100,000 per fiscal year per fund. The table below summarizes the estimated receipts and fund balances based on the agency's estimate and the Governor's recommendation.

FIG. 12 HEALING ARTS FEE FUND RESOURCE ESTIMATE, FY 2023 – FY 2027					
	Actual FY 2023	Actual FY 2024	Agency FY 2025	Agency FY 2026	Agency FY 2027
Beginning Balance	\$ 5,030,033	\$ 6,279,553	\$ 5,789,170	\$ 5,683,867	\$ 5,535,893
Revenue	7,092,735	7,086,460	7,608,910	7,730,679	8,094,627
Transfers In	-	-	-	-	-
Funds Available	\$ 12,122,768	\$ 13,366,013	\$ 13,398,080	\$ 13,414,546	\$ 13,630,520
Expenditures	\$ 6,136,523	\$ 7,576,843	\$ 7,714,213	\$ 7,878,653	\$ 8,037,946
Expenditures–Off-Budget	-	-	-	-	-
Transfers Out	-	-	-	-	-
Ending Balance	\$ 5,986,245	\$ 5,789,170	\$ 5,683,867	\$ 5,535,893	\$ 5,592,574

FIG. 13 KANSAS STATE BOARD OF HEALING ARTS FEES[^], FY 2025			
Fee	Current Fee	Statutory Limit [*]	Previous Fee ^{**}
Doctors of Medicine and Surgery	\$ 300	\$ 500	-
Doctors of Osteopathic Medicine and Surgery	300	500	-
Doctors of Chiropractic Medicine	300	500	-
Doctors of Podiatric Medicine	300	500	-
Doctors of Naturopathic Medicine	165	200	-
Physician Assistants	200	200	-
Physical Therapists	80	80	-
Physical Therapist Assistants	80	80	-
Occupational Therapists	80	80	-
Occupational Therapy Assistants	80	80	-
Respiratory Therapists	80	80	-
Athletic Trainers	80	80	-
Radiologic Technologists	60	80	-
Certified Nurse Midwives	100	100	-
Acupuncturists	165	700	-

[^] All Fee amounts represent the amount for the initial application for licensing.

^{*} Note: The authority for these fees is found in KSA 65-2852, KSA 65-7207, KSA 65-6910, KSA 65-7611, KAR 100-28a-1, and KAR 100-29-7.

^{**} Note: These fees were changed within the last two fiscal years.