

KANSAS BOARD OF PHARMACY

FY 2024 – FY 2027 BUDGET SUMMARY

FIG. 1 BUDGET SUMMARY, FY 2024 – FY 2026

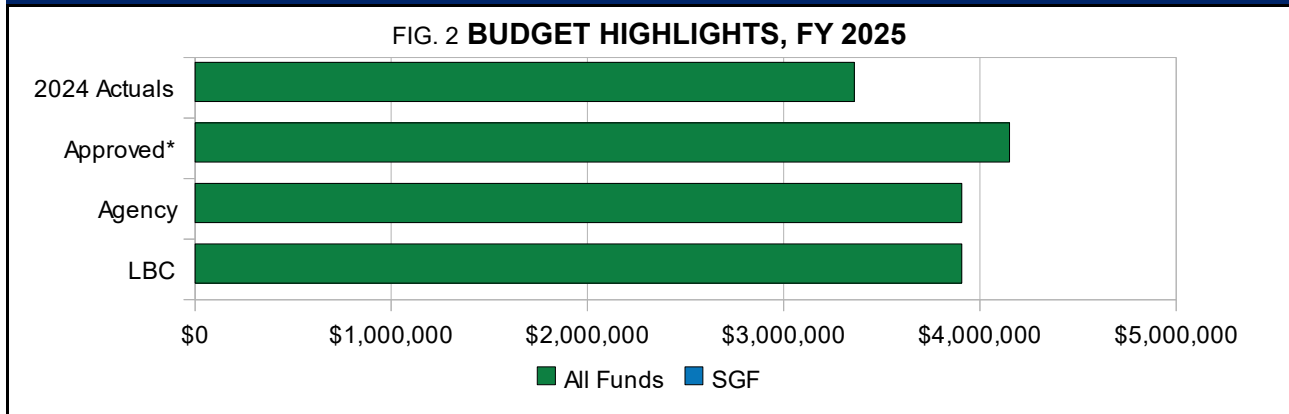
	Actual FY 2024	Agency FY 2025	Legislative Budget Committee FY 2025	Agency FY 2026	Legislative Budget Committee FY 2026
EXPENDITURES:					
State Operations*	\$ 3,359,626	\$ 3,907,711	\$ 3,907,711	\$ 4,026,809	\$ 4,026,809
Salaries and Wages	1,821,004	2,086,716	2,086,716	2,178,067	2,178,067
Contractual Services	1,481,210	1,744,695	1,744,695	1,769,237	1,769,237
Commodities	21,179	46,200	46,200	48,505	48,505
Capital Outlay	36,233	30,100	30,100	31,000	31,000
State Aid and Assistance	\$ -	\$ -	\$ -	\$ -	\$ -
Aid to Local Units	-	-	-	-	-
Other Assistance	-	-	-	-	-
Capital Budget and Debt	\$ -	\$ -	\$ -	\$ -	\$ -
Capital Improvements	-	-	-	-	-
Debt Service Principal	-	-	-	-	-
Debt Service Interest	-	-	-	-	-
TOTAL	\$ 3,359,626	\$ 3,907,711	\$ 3,907,711	\$ 4,026,809	\$ 4,026,809
FINANCING:					
State General Fund	\$ -	\$ -	\$ -	\$ -	\$ -
Board of Pharmacy Fee Fund	2,179,293	2,726,649	2,726,649	2,947,109	2,947,109
Prescription Monitoring Program Fund	382,333	80,307	80,307	326,060	326,060
Federal Funds	798,000	1,100,755	1,100,755	753,640	753,640
TOTAL	\$ 3,359,626	\$ 3,907,711	\$ 3,907,711	\$ 4,026,809	\$ 4,026,809
PERCENTAGE CHANGE:					
State General Fund	-- %	-- %	-- %	-- %	-- %
All Funds	(3.8) %	16.3 %	-- %	3.0 %	-- %
FTE Positions	20.0	20.0	20.0	20.0	20.0

* Note: Expenditures for debt service interest are reflected under "Capital Budget and Debt."

AGENCY OVERVIEW

The Kansas Board of Pharmacy's mission is to ensure all persons and entities conducting business relating to the practice of pharmacy in Kansas are properly licensed and registered to protect public health, safety, and welfare, and to promote understanding of pharmacy-related practices. It is responsible for the enforcement of the Pharmacy Act and the Controlled Substances Act. The seven-member board is appointed by the Governor for overlapping four-year terms and is composed of six licensed pharmacists and one public member.

FY 2025 ANALYSIS



* Note: Includes SGF reappropriations.

FIG. 3 BUDGET COMPARISON, FY 2025

Fund	2024 Actuals	2025 Approved*	2025 Agency	Agency Change from Previous-Year Actuals		Agency Change from Approved*	
SGF	\$ -	\$ -	\$ -	\$ -	-- %	\$ -	-- %
All Other Funds	3,359,626	4,149,913	3,907,711	548,085	16.3	(242,202)	(5.8)
TOTAL	\$ 3,359,626	\$ 4,149,913	\$ 3,907,711	\$ 548,085	16.3 %	\$ (242,202)	(5.8) %

* Note: Includes SGF reappropriations.

BUDGET ANALYSIS

FIG. 4 SUMMARY OF BUDGET REQUEST, FY 2025

	Agency			Legislative Budget Committee		
	SGF	All Funds	FTE	SGF	All Funds	FTE
Approved, FY 2025	\$ -	\$ 4,149,913	20.0	\$ -	\$ 4,149,913	20.0
2024 SB 28 & HB 2551	-	4,149,913	20.0	-	4,149,913	20.0
1. SGF Reappropriation	-	-	-	-	-	-
Supplemental Requests	\$ -	\$ -	-	\$ -	\$ -	-
2. No Supplemental Requests	-	-	-	-	-	-
Other Changes	\$ -	\$ (242,202)	-	\$ -	\$ (242,202)	-
3. Contractual Services	-	(182,209)	-	-	(182,209)	-
4. All Other Adjustments	-	(59,993)	-	-	(59,993)	-
TOTAL	\$ -	\$ 3,907,711	20.0	\$ -	\$ 3,907,711	20.0

1. SGF REAPPROPRIATION

The agency did not have any SGF funds reappropriated from FY 2024 into FY 2025.

2. SUPPLEMENTAL REQUESTS

The agency's revised request did not include any supplemental requests.

3. CONTRACTUAL SERVICES

The agency's request deletes \$182,209, all special revenue funds, for contractual services expenditures. The decrease was largely due to the agency not renewing NarxCare, a software application used for the K-TRACS program, due to reduced grant funding and a cost-benefit analysis. This decrease was partially offset by an increase in federal grants funds for travel.

- **Agency:** Delete \$182,209, all special revenue funds, for contractual services expenditures in FY 2025.

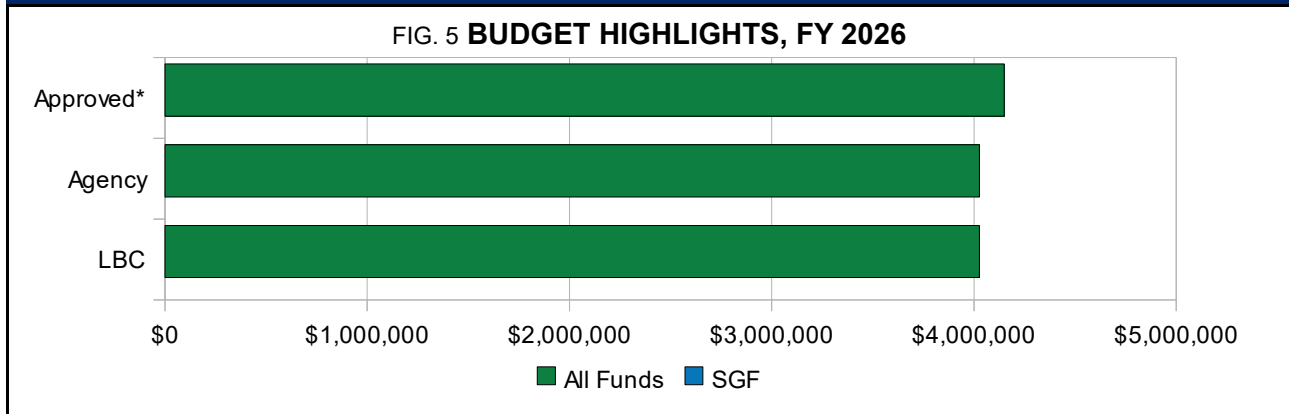
- **LBC:** No changes.

4. ALL OTHER ADJUSTMENTS

The agency's request deletes \$59,993, all special revenue funds, for all other adjustments, including unused funds to purchase a passenger car and decreased expenditures for salaries and wages due to unfilled positions. The passenger car was included in the approved budget for FY 2025 but was purchased at the end of FY 2024.

- **Agency:** Delete \$59,993, all special revenue funds, for all other adjustments in FY 2025.
- **LBC:** No changes.

FY 2026 ANALYSIS



* Note: Reflects legislative-approved expenditures for FY 2025, excluding reappropriations.

FIG. 6 BUDGET HIGHLIGHT CHANGES, FY 2026

Fund	2025 Agency	2025 Approved*	2026 Agency	Agency Change from Previous-Year Agency	Agency Change from Approved*
SGF	\$ -	\$ -	\$ -	\$ -	\$ -
All Other Funds	3,907,711	4,149,913	4,026,809	119,098	(123,104)
TOTAL	\$ 3,907,711	\$ 4,149,913	\$ 4,026,809	\$ 119,098	\$ (123,104)

* Note: Reflects legislative-approved expenditures for FY 2025, excluding reappropriations.

BUDGET ANALYSIS

FIG. 7 SUMMARY OF BUDGET REQUEST, FY 2026

	SGF	Agency All Funds	FTE	Legislative Budget Committee SGF	Legislative Budget Committee All Funds	Legislative Budget Committee FTE
Approved, FY 2025	\$ -	\$ 4,149,913	20.0	\$ -	\$ 4,149,913	20.0
2024 SB 28 & HB 2551	-	4,149,913	20.0	-	4,149,913	20.0
Enhancement Requests	\$ -	\$ -	-	\$ -	\$ -	-
1. No Enhancement Requests	-	-	-	-	-	-
Other Changes	\$ -	\$ (123,104)	-	\$ -	\$ (123,104)	-
2. All Adjustments	-	(123,104)	-	-	(123,104)	-
TOTAL	\$ -	\$ 4,026,809	20.0	\$ -	\$ 4,026,809	20.0

1. ENHANCEMENT REQUESTS

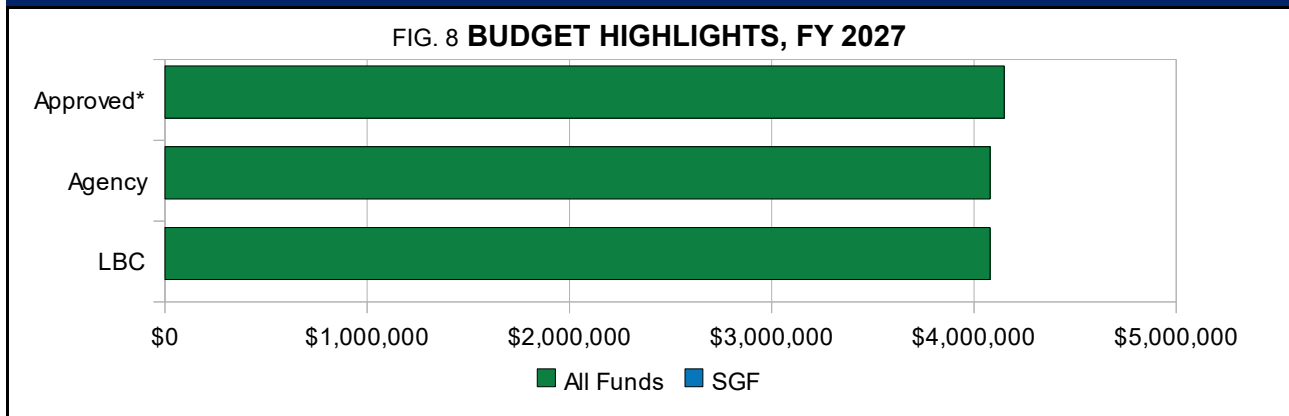
The agency's request did not include any enhancement requests.

2. ALL ADJUSTMENTS

The agency's request deletes \$123,104, all special revenue funds, for decreased expenditures for computer maintenance and software caused by the agency not renewing NarxCare, a software application used for the K-TRACS program. This decrease is partially offset by increased expenditures for employee salaries and wages as the agency anticipates filling open positions.

- **Agency:** Delete \$123,104, all special revenue funds, for decreased expenditures for FY 2026.
- **LBC:** No changes.

FY 2027 ANALYSIS



* Note: Reflects legislative-approved expenditures for FY 2025, excluding reappropriations.

FIG. 9 BUDGET HIGHLIGHT CHANGES, FY 2027

Fund	2026 Agency	2025 Approved*	2027 Agency	Agency Change from Previous-Year Agency		Agency Change from Approved*	
SGF	\$ -	\$ -	\$ -	\$ -	-- %	\$ -	-- %
All Other Funds	4,026,809	4,149,913	4,079,065	52,256	1.3	(70,848)	(1.7)
TOTAL	\$ 4,026,809	\$ 4,149,913	\$ 4,079,065	\$ 52,256	1.3 %	\$ (70,848)	(1.7) %

* Note: Reflects legislative-approved expenditures for FY 2025, excluding reappropriations.

BUDGET ANALYSIS

FIG. 10 SUMMARY OF BUDGET REQUEST, FY 2027

	SGF	Agency All Funds	FTE	Legislative Budget Committee SGF	Agency All Funds	FTE
Approved, FY 2025	\$ -	\$ 4,149,913	20.0	\$ -	\$ 4,149,913	20.0
2024 SB 28 & HB 2551	-	4,149,913	20.0	-	4,149,913	20.0
Enhancement Requests	\$ -	\$ -	-	\$ -	\$ -	-
1. No Enhancement Requests	-	-	-	-	-	-
Other Changes	\$ -	\$ (70,848)	-	\$ -	\$ (70,848)	-
2. All Adjustments	-	(70,848)	-	-	(70,848)	-
TOTAL	\$ -	\$ 4,079,065	20.0	\$ -	\$ 4,079,065	20.0

1. ENHANCEMENT REQUESTS

The agency's request did not include any enhancement requests.

2. ALL ADJUSTMENTS

The agency's request deletes \$70,848, all special revenue funds, due to decreased expenditures for computer maintenance and software caused by the agency not renewing NarxCare. This decrease is partially offset by increased expenditures for employee salaries and wages as the agency anticipates filling open positions, employer contributions to group health insurance, and the purchase of a passenger car in FY 2027 to replace the agency's 2014 Chevrolet Impala.

- **Agency:** Delete \$70,848, all special revenue funds, for decreased expenditures in FY 2027.
- **LBC:** No changes.

REFERENCE TABLES

FIG. 11 10-YEAR EXPENDITURE HISTORY, FY 2017 – FY 2026

Fiscal Year	SGF	Change	All Funds	Change	FTE	CPI-U Change**
FY 2017	\$	-	\$ 1,827,469	5.0 %	12.0	0.0 %
FY 2018		-	2,241,010	22.6	12.0	0.2
FY 2019		-	2,434,272	8.6	14.0	0.0
FY 2020		-	2,781,623	14.3	18.0	0.8
FY 2021		-	3,032,854	9.0	18.0	2.4
FY 2022		-	3,327,515	9.7	18.5	9.2
FY 2023		-	3,491,289	4.9	19.0	5.8
FY 2024		-	3,359,626	(3.8)	20.0	3.0
FY 2025 Agency		-	3,907,711	16.3	20.0	2.5
FY 2026 Agency		-	4,026,809	3.0	20.0	2.4
10-Yr. Chg. (FY 2017– 2026) \$		-	\$ 2,199,340	120.3 %	8.0	33.4 %
3-Yr. Avg. (FY 2022– 2024)*		-	3,392,810		19.2	

* Note: Reflects three most recent years of actuals data.

** Note: Consumer Price Index – All Urban Consumers estimate for FY 2025 and FY 2026 is from the Consensus Revenue Estimating Group.

SPECIAL REVENUE FUND OVERVIEW

The Board of Pharmacy Fee Fund receives fee revenue from the licensing of pharmacists, pharmacy technicians, pharmacies, drug manufacturers and distributors, and retail dealers, as well as the administration of pharmacist licensing examinations. Licenses and permits are renewed on a biennial basis. KSA 75-3170a(a) provides that 90.0 percent of incoming revenues are retained by the agency and 10.0 percent are deposited into the State General Fund (SGF), up to a maximum of \$100,000 per fiscal year per fund.

FIG. 12 BOARD OF PHARMACY FEE FUND RESOURCE ESTIMATE, FY 2023 – FY 2027

Program	Actual FY 2023	Actual FY 2024	Agency FY 2025	Agency FY 2026	Agency FY 2027
Beginning Balance	\$ 3,142,850	\$ 3,217,387	\$ 3,211,934	\$ 2,623,975	\$ 1,813,366
Revenue	2,169,712	2,173,840	2,138,690	2,136,500	2,136,500
Transfers In	-	-	-	-	-
Funds Available	\$ 5,312,562	\$ 5,391,227	\$ 5,350,624	\$ 4,760,475	\$ 3,949,866
Expenditures	\$ 2,095,175	\$ 2,179,293	\$ 2,726,649	\$ 2,947,109	\$ 3,607,526
Expenditures–Off-Budget	-	-	-	-	-
Transfers Out	-	-	-	-	-
Ending Balance	\$ 3,217,387	\$ 3,211,934	\$ 2,623,975	\$ 1,813,366	\$ 342,340

FIG. 13 **KANSAS BOARD OF PHARMACY FEES, FY 2025**

Fee	Current Fee	Statutory Limit*	Previous Fee**
Pharmacists by Exam	\$ 100	\$ 350	\$ -
Pharmacists by Reciprocity	125	250	-
Pharmacy Renewal	150	200	-
Pharmacy Intern	20	25	-
Pharmacy Technician	20	50	-
Pharmacy Registration	150	150	-
Pharmacy Renewal	125	125	-
Manufacturer Registration	350	500	-
Manufacturer Renewal	350	400	-
Wholesale Distributor Registration	350	500	-
Wholesale Distributor Renewal	350	400	-
Non-prescription Drug Wholesaler	50	50	-
Non-prescription Drug Wholesaler Renewal	50	50	-
Retailer Dealer Permit	10	12	-
Retailer Dealer Permit Renewal	10	12	-
Sample Distribution Permit	30	50	-
Sample Distribution Permit Renewal	30	50	-
Durable Medical Equipment Provider	300	300	-
Durable Medical Equipment Provider Renewal	300	300	-
Third-party Logistics Provider	350	500	-
Third-party Logistics Provider Renewal	350	400	-
Non-prescription Third-party Logistics Provider	50	50	-
Non-prescription Third-party Logistics Provider Renewal	50	50	-
Outsourcing Facility	350	500	-
Outsourcing Facility Renewal	350	400	-
Repackager	350	500	-
Repackager Renewal	350	400	-
Automated Dispensing System	20	40	-
Automated Dispensing System Renewal	20	35	-

* *Note:* The authority for these fees is found in KSA 74-1609.

** *Note:* These fees were changed within the last two fiscal years.