
KANSAS FISCAL FACTS

THIRTY-SECOND EDITION

AUGUST 2025



KLRD

Kansas Legislative Research Department

300 SW 10th Avenue

Room 68-W, Statehouse

Phone: (785) 296-3181

Topeka, Kansas 66612-1504

kslegres@klrd.ks.gov

<https://klrd.gov>

Budget Visualization Dashboard



<https://klrd.gov/policy-area/budget-and-economy/>

FOREWORD

Kansas Fiscal Facts includes information on the Kansas state budget. It is intended to inform legislators and others, particularly those without budget experience, by providing basic budgetary facts.

Information contained in this document reflects expenditures approved by the 2025 Legislature for state fiscal year 2026 (July 1, 2025–June 30, 2026). Comparison information to prior years is also included.

FY 2025 data reflect estimates as approved by the Legislature and will differ from actual expenditures.

Information contained in the Overview section and in the Budget Detail by Function of Government section reflects amounts approved by the 2025 Legislature.

The opening section of the document provides an overview of the state budget, including descriptive information on the approved budget, trends data, state personnel, and state revenues.

Following the overview, detailed information is provided for each of the six functions of government, including approved levels of expenditures and staffing for each state agency. Budget highlights from the 2025 Session are included for each function of government, as is other descriptive information.

A glossary of selected budget terms is included at the end of this document. A list of legislative fiscal analyst assignments is also included, should there be a need for additional information regarding a particular agency budget.

The reader is encouraged to keep this document as a handy reference tool. Suggestions for improvements are always welcome.

KL RD

*Providing objective research and fiscal
analysis for the Kansas Legislature*

This page intentionally left blank.

TABLE OF CONTENTS

FOREWORD	III
BUDGET OVERVIEW	1
State General Fund Expenditures by Major Purpose FY 2026	6
State General Fund Expenditures by Major Purpose	7
FY 2026 All Funds Expenditures by Major Purpose	8
Expenditures from All Funds by Major Purpose	9
FY 2026 State General Fund Expenditures by Function of Government	10
State General Fund Expenditures by Function of Government	11
FY 2026 All Funds Expenditures by Function of Government	12
All Funds Expenditures by Function of Government	13
State General Fund Expenditures by Program or Agency	14
All Funds Expenditures by Program or Agency	15
Change in Total State General Fund Expenditures	16
State Aid to Local Units of Government from State General Fund ..	17
Expenditures from All Funds and State General Fund	21
All Funds and State General Fund Expenditures	26
Percent Change in Expenditures FY 2017–FY 2026 (Approved) ..	27
Comparison of State General Fund Expenditures FY 2017–FY 2026 (Approved)	28
FY 2026 Full-Time Equivalent (FTE) Positions by Function of Government	30
Full-Time Equivalent Positions Authorized for FY 2026	31
Total State FTE Positions	32
State Government Employee Facts for FY 2025	33
Salaries of Selected Statewide Elected Officials	34
Percent Increases in Salaries for State Classified Employees, Regents' Faculty, and Classroom Teachers of School Districts Compared with Private Sector Wages and Inflation	35
Where Each FY 2026 \$ Comes from State General Fund Receipts ..	39
Where Each \$ Will Be Spent in FY 2026 by Agency or Program. . .	40
State General Fund Receipts	41
State General Fund Profile – FY 2024–FY 2026	42
State General Fund Expenditures for Debt Service by Agency	43
State Debt	45
BUDGET DETAIL BY FUNCTION OF GOVERNMENT	47
General Government	51
Approved FY 2026 Expenditures	53
2025 Session Highlights	56
Elected Officials	56
Other General Government	57
Economic Development Initiatives Fund (EDIF) Revenue Flow . . .	62
FY 2025-FY 2026 EDIF Expenditures	63
Human Services	65
Approved FY 2026 Expenditures	67
2025 Session Highlights	68
Children's Initiatives Fund Expenditures	76
Children's Initiatives Fund Revenue	77
State Hospitals	78

Capacity and Average Daily Census	78
Census Information	79
Education	81
Approved FY 2026 Expenditures.	83
2025 Session Highlights	84
State University Expenditures Summary	93
State Universities Enrollment and Expenditure Trends	94
State Aid and Other Assistance to K-12 Education	95
Public Safety	97
Approved FY 2026 Expenditures.	99
2025 Session Highlights	100
Corrections Adult Institutional Capacity and Population	105
Agriculture and Natural Resources	107
Approved FY 2026 Expenditures.	109
2025 Session Highlights	110
Expenditures from the Resources of the State Water Plan Fund	112
State Water Plan Fund Revenue	115
Highways and Other Transportation	117
Approved FY 2026 Expenditures.	119
2025 Session Highlights	120
FY 2026 KDOT Reportable Expenditures	121
FY 2026 KDOT Cash Flow Expenditures	122
APPENDIX	123
Glossary of Selected Budget Terms.	125
Legislative Fiscal Assignments—FY 2025.	128

BUDGET OVERVIEW

This page intentionally left blank.

BUDGET OVERVIEW

The 2025 Legislature authorized expenditures of \$27.0 billion in FY 2025 from all funding sources, which is an increase of \$2.7 billion, or 11.3 percent, above FY 2024 actual expenditures. The approved State General Fund (SGF) budget totals \$10.9 billion in FY 2025, which is an increase of \$1.5 billion, or 15.9 percent, above FY 2024 actual SGF expenditures.

The approved FY 2026 budget totals \$25.5 billion from all funding sources, which is a decrease of \$1.5 billion, or 5.6 percent, below the FY 2025 approved budget. The approved FY 2026 SGF budget is \$10.6 billion, which is a decrease of \$233.2 million, or 2.1 percent, below the FY 2025 approved SGF budget.

Major additions to the FY 2025 approved budget include:

- \$38.0 million SGF for contract nursing staff at Larned and Osawatomie state hospitals.
- \$10.3 million SGF for debt service on Series 2025A bonds to consolidate debt service payments for three projects approved by the 2024 Legislature: The Kansas Bureau of Investigation Forensic Lab in Pittsburg, the Department of Corrections Topeka Central Health and Behavioral Health Support Building, and the Kansas State University Pure Imagination Facility.
- \$10.0 million SGF to hire a private vendor for firearm detection software to be used in public school buildings for no more than two years.
- \$5.8 million SGF for the Bombardier Defense Project.
- \$179.4 million, all from the State Highway Fund, for modernization, preservation, and local construction of bridges.
- \$100.0 million, all from the Restricted Fee Fund, for the 11th and Mississippi capital improvement project at the University of Kansas.
- \$65.7 million, all in federal funds, for SUN Bucks, the summer EBT program that provides eligible, school-aged children \$120 per summer when school meals are unavailable.

- \$71.2 million in federal American Rescue Plan Act (ARPA) funds for the Wichita Biomedical Campus.

Major changes to the FY 2026 budget include:

- Added \$106.3 million, including \$40.0 million SGF, to provide salary adjustments to state employees based on the 2024 Department of Administration Market Survey.
- Added \$75.5 million, including \$29.3 million SGF, for an add-on payment to nursing facilities of \$20 per day based on the number of Medicaid residents.
- Added \$30.2 million, including \$13.2 million transferred from Attracting Powerful Economic Expansion (APEX) funds, \$5.0 million transferred from ARPA interest funds, \$5.0 million from the State Water Plan Fund, and \$7.0 million SGF for the Kansas Campus Restoration Fund.
- Added \$16.7 million, including \$5.0 million SGF, for the Kansas Department of Health and Environment's contract with Gainwell Technologies.
- Added \$14.3 million SGF for Two-year College apprenticeships and language to allocate funding to designated schools.
- Added \$12.0 million SGF for the Regional Growth and Development Initiative, including \$3.8 million SGF for Pittsburg State University, \$3.8 million SGF for Emporia State University, and \$4.4 million for Fort Hays State University.
- Deleted \$11.6 million, including \$7.3 million SGF, to lapse 1.5 percent of state operations funded from the SGF and the State Highway Fund, with certain exemptions.
- Deleted \$10.0 million SGF for the Kansas Blueprint for Literacy.

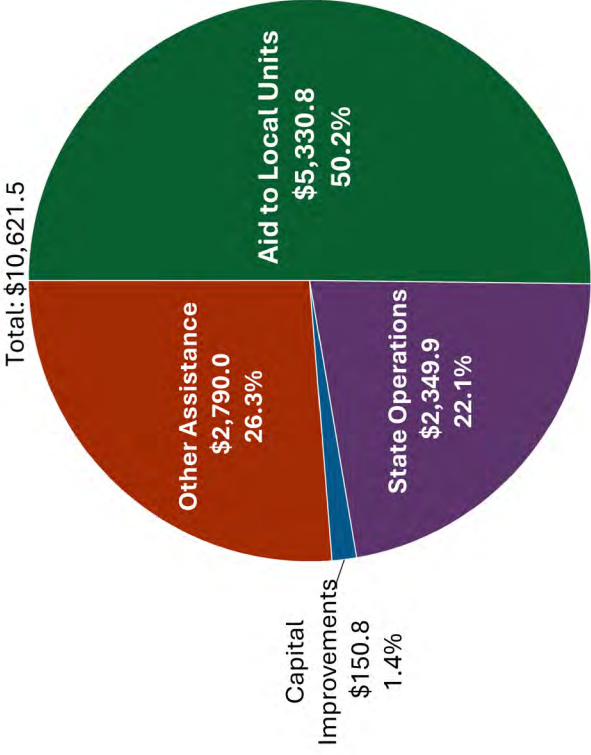
In the next several pages, this Overview describes the state budget in a variety of ways:

- It describes expenditures by major purpose according to the four major areas of expenditures: state operations, aid to local units of government, other assistance, and capital improvements (see the Glossary for definitions); by function

of government (described more fully in the detailed sections of this publication); and by agency and program. This section includes charts depicting trends in the state budget.

- It provides information regarding the number of state employees; positions approved for FY 2025 and FY 2026; the history of salary increases for the state classified service, Regents faculty, and classroom teachers; and salaries of select elected state officials.
- It includes specific information regarding state aid to local units of government and SGF revenue transfers.
- It presents information on SGF receipts, as well as a series of tables regarding where each dollar of revenue comes from and how each dollar is spent.

State General Fund Expenditures by Major Purpose FY 2026 (Dollars in Millions)



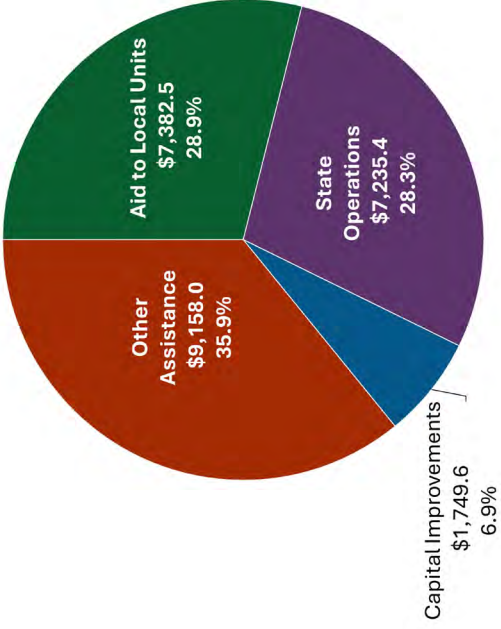
State General Fund Expenditures by Major Purpose (Dollars in Millions)

	Actual FY 2024	Approved FY 2025		Change		Approved FY 2026		Change	
		Dollar	Percent	Dollar	Percent	Dollar	Percent	Dollar	Percent
State Operations	\$ 2,096.1	\$ 2,436.8	16.3%	\$ 340.7		\$ 2,349.9		\$ (86.9)	(3.6)%
Aid to Local Units	4,878.3	5,207.2	6.7	328.9		5,330.8		123.6	2.4
Other Assistance	2,202.9	2,733.3	24.1	530.4		2,790.0		56.7	2.1
<i>Subtotal - Operating</i>	\$ 9,177.4	\$ 10,377.3	13.1%	\$ 1,199.9		\$ 10,470.7		\$ 93.4	0.9%
Capital Improvements	187.8	477.4	154.2	289.6		150.8		(326.6)	(68.4)
TOTAL	\$ 9,365.2	\$ 10,854.7	15.9%	\$ 1,489.5		\$ 10,621.5		\$ (233.2)	(2.1)%

Note: Totals may not add due to rounding.

FY 2026 All Funds Expenditures by Major Purpose (Dollars in Millions)

Total: \$25,525.6

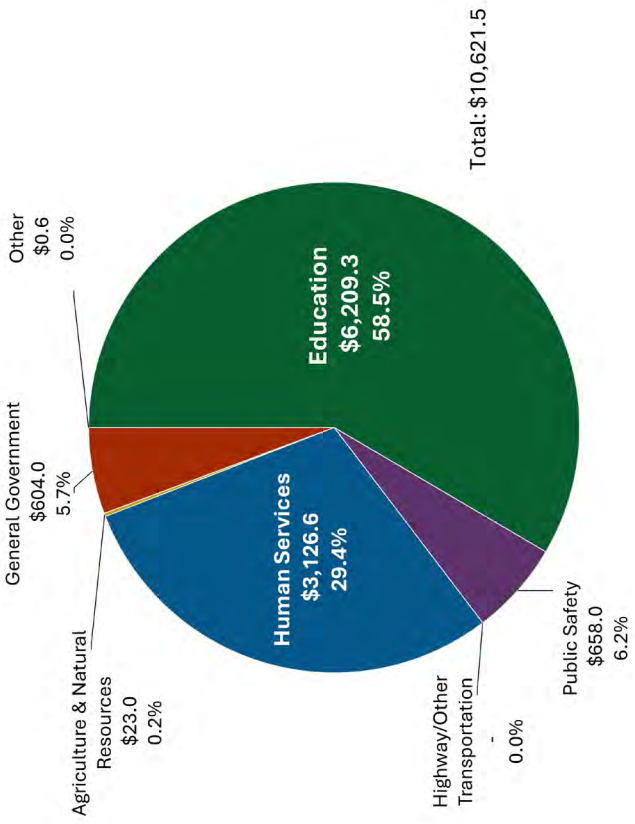


Expenditures from All Funds by Major Purpose (Dollars in Millions)

	Actual FY 2024	Approved		Change		Approved		Change	
		FY 2025	Dollar	Percent	Dollar	Percent	FY 2026	Dollar	Percent
State Operations	\$ 6,703.6	\$ 7,266.6	\$ 563.0	8.4%	\$ (31.1)	7,235.4	\$ (31.1)	(0.4) %	
Aid to Local Units	7,232.1	7,453.0	220.9	3.1	(70.5)	7,382.5	(70.5)	(0.9)	
Other Assistance	8,010.5	8,946.7	936.2	11.7	211.2	9,158.0	211.2	2.4	
<i>Subtotal - Operating</i>	<i>\$ 21,946.2</i>	<i>\$ 23,666.3</i>	<i>\$ 1,720.1</i>	<i>7.8%</i>	<i>\$ 109.6</i>	<i>\$ 23,776.0</i>	<i>\$ 109.6</i>	<i>0.5 %</i>	
Capital Improvements	2,358.5	3,381.3	1,022.8	43.4	(1,631.7)	1,749.6	(1,631.7)	(48.3)	
TOTAL	\$ 24,304.8	\$ 27,047.7	\$ 2,742.9	11.3%	\$ (1,522.1)	\$ 25,525.6	\$ (1,522.1)	(5.6) %	

Note: Totals may not add due to rounding.

FY 2026 State General Fund Expenditures by Function of Government (Dollars in Millions)



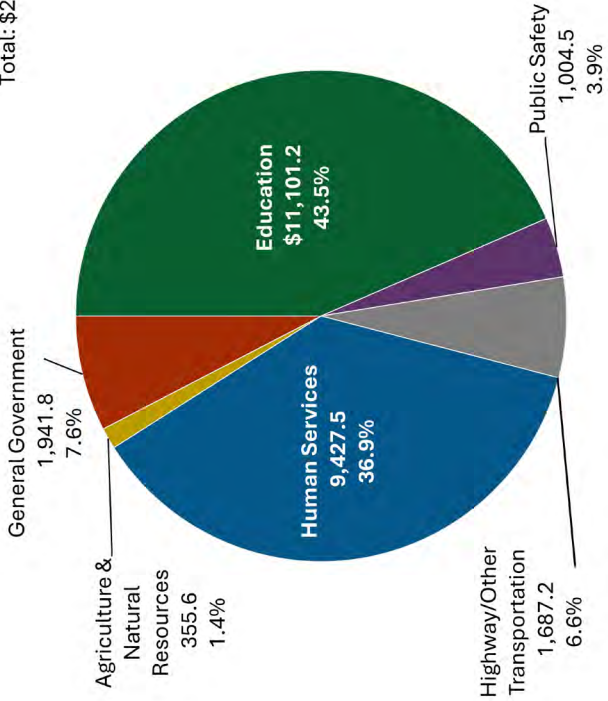
State General Fund Expenditures by Function of Government (Dollars in Millions)

	Actual		Approved		Change		Approved		Change	
	FY 2024	FY 2025	Dollar	Percent	Dollar	Percent	FY 2026	Dollar	Percent	
General Government	\$ 510.5	\$ 650.2	\$ 139.7	27.4%	\$ 604.0	\$ (46.2)	\$ 604.0	\$ (46.2)	(7.1)%	
Human Services	2,527.3	3,176.4	649.1	25.7	3,126.6	(49.9)	3,126.6	(49.9)	(1.6)	
Education	5,719.2	6,266.5	547.3	9.6	6,209.3	(57.2)	6,209.3	(57.2)	(0.9)	
Public Safety	581.4	716.4	135.0	23.2	658.0	(58.4)	658.0	(58.4)	(8.1)	
Agriculture & Natural Resources	26.8	44.8	18.1	67.6	23.0	(21.8)	23.0	(21.8)	(48.6)	
Highways/Other Transportation	-	-	-	-	-	-	-	-	-	
Statewide Adjustments	-	0.3	0.3	-	0.6	0.3	0.6	0.3	-	
TOTAL	\$ 9,365.2	\$ 10,854.7	\$ 1,489.5	15.9%	\$ 10,621.5	\$ (233.2)	\$ 10,621.5	\$ (233.2)	(2.1)%	

Note: Totals may not add due to rounding.

FY 2026 All Funds Expenditures by Function of Government (Dollars in Millions)

Total: \$25,525.6



All Funds Expenditures by Function of Government (Dollars in Millions)

	Actual		Approved		Change		Approved		Change	
	FY 2024	FY 2025	Dollar	Percent	Dollar	Percent	FY 2026	Dollar	Percent	
General Government	\$ 1,868.4	\$ 2,111.4	\$ 243.1	13.0%	\$ 1,941.8	\$ (169.6)	\$ 1,941.8	\$ (169.6)	(8.0)%	
Human Services	8,080.5	9,359.6	1,279.1	15.8	9,427.5	67.9	9,427.5	67.9	0.7	
Education	10,843.3	11,525.9	682.6	6.3	11,101.2	(424.7)	11,101.2	(424.7)	(3.7)	
Public Safety	888.6	1,055.0	166.5	18.7	1,004.5	(50.6)	1,004.5	(50.6)	(4.8)	
Agriculture & Natural Resources	283.5	432.9	149.4	52.7	355.6	(77.3)	355.6	(77.3)	(17.9)	
Highway/Other Transportation	2,340.6	2,562.6	222.0	9.5	1,687.2	(875.4)	1,687.2	(875.4)	(34.2)	
Statewide Adjustments	-	0.3	0.3	-	7.9	7.6	7.9	7.6	73.5	
TOTAL	\$ 24,304.8	\$ 27,047.7	\$ 2,742.9	11.3%	\$ 25,525.6	\$ (1,522.1)	\$ 25,525.6	\$ (1,522.1)	(5.6)%	

Note: Totals may not add due to rounding.

State General Fund Expenditures by Program or Agency

	FY 2026		% Change
	Amount (Thousands)	Percent of Total	From FY 2025
Education:			
Department of Education	\$ 4,981,015.9	46.9%	3.9%
Board of Regents and Institutions	1,197,327.9	11.3	(16.6)
Other Education*	30,960.2	0.3	(10.0)
<i>Subtotal - Education</i>	\$ 6,209,304.0	58.5 %	(0.9) %
Department for Aging and Disability Services; Hospitals	\$ 1,648,967.2	15.5%	(4.1)%
Department of Health and Environment - Division of Health	984,517.5	9.3	5.1
Corrections and Facilities	581,878.6	5.5	(6.0)
Department for Children and Families	464,927.8	4.4	(4.3)
Judicial Branch	230,160.7	2.2	8.9
Department of Administration	131,409.0	1.2	(21.8)
Board of Indigents' Defense Services	60,981.8	0.6	(4.5)
Legislative Agencies	50,030.8	0.5	10.4
Highway Patrol and KBI	45,424.6	0.4	(7.8)
Office of the Governor	35,241.2	0.3	(1.4)
Office of Information Technology Services	31,241.3	0.3	106.0
Department of Revenue	19,178.3	0.2	8.8
Department of Agriculture	17,719.3	0.2	17.7
Department of Commerce	16,675.4	0.2	(74.3)
Commission on Veterans' Affairs Office	15,778.8	0.1	(3.3)
Adjutant General	15,280.3	0.1	(55.7)
Sentencing Commission	13,435.9	0.1	0.9
State Treasurer	13,000.0	0.1	548.6
Attorney General	12,012.8	0.1	(45.8)
All Other	24,371.7	0.2	(54.2)
TOTAL	\$ 10,621,537.1	100.0 %	(2.1) %

* Includes Schools for the Blind and the Deaf, State Library, and Historical Society.

All Funds Expenditures by Program or Agency

	FY 2026		% Change
	Amount	Percent	From
	(Thousands)	of Total	FY 2025
Education:			
Department of Education	\$ 6,680,630.5	26.2%	1.6%
Board of Regents and Institutions	4,372,535.4	17.1	(10.8)
Other Education*	47,997.7	0.2	(4.5)
<i>Subtotal - Education</i>	<u>\$ 11,101,163.6</u>	<u>43.5 %</u>	<u>(3.7) %</u>
Department of Health and Environment - Division of Health	\$ 4,161,530.6	16.3%	2.2%
Department for Aging and Disability Services; Hospitals	3,978,499.4	15.6	1.5
Kansas Department of Transportation	1,687,178.8	6.6	(34.2)
Department for Children and Families	1,007,166.7	3.9	(4.4)
Corrections and Facilities	621,679.3	2.4	(7.9)
Lottery and Racing Gaming Commission	509,367.7	2.0	0.6
Judicial Branch	240,216.6	0.9	8.2
Department of Labor	239,006.6	0.9	(7.9)
Highway Patrol and KBI	217,252.4	0.9	11.3
Department of Commerce	202,775.3	0.8	(30.1)
Department of Administration	175,219.1	0.7	(26.1)
Kansas Corporation Commission	132,659.5	0.5	43.1
Department of Revenue	128,740.9	0.5	1.4
Department of Wildlife and Parks	128,722.7	0.5	(4.5)
Department of Insurance and HCSF Board	93,476.3	0.4	0.4
Adjutant General's Department	93,189.8	0.4	(40.7)
Kansas Public Employees Retirement System (KPERs)	93,025.9	0.4	8.5
Department of Health and Environment - Division of Environment	86,584.3	0.3	(20.0)
Department of Agriculture	85,996.3	0.3	(16.1)
All Other	542,149.8	2.1	(14.1)
TOTAL	<u>\$ 25,525,601.6</u>	<u>100.0%</u>	<u>(5.6)%</u>

* Includes Schools for the Blind and the Deaf, State Library, and Historical Society.

Change in Total State General Fund Expenditures FY 2025–FY 2026

	<u>Amount (Thousands)</u>
Education:	
Department of Education	\$ 184,735
Board of Regents and Institutions	(238,495)
Other Education*	(3,424)
<i>Subtotal - Education</i>	<u>\$ (57,185)</u>
Department for Aging and Disability Services; Hospitals	\$ (70,113)
Department of Health and Environment - Division of Health	48,196
Corrections and Facilities	(37,436)
Department for Children and Families	(20,705)
Judicial Branch	18,901
Department of Administration	(36,634)
Board of Indigents' Defense Services	(2,885)
Legislative Agencies	4,694
Highway Patrol and KBI	(3,816)
Office of the Governor	(513)
Office of Information Technology Services	16,078
Department of Revenue	1,547
Department of Agriculture	2,659
Department of Commerce	(48,225)
Kansas Office of Veterans Services	(546)
Adjutant General	(19,248)
Sentencing Commission	114
State Treasurer	10,996
Attorney General	(10,150)
All Other	(28,892)
TOTAL	<u><u>\$ (233,163)</u></u>

*Includes Schools for the Blind and the Deaf, State Library, and Historical Society.

State Aid to Local Units of Government from State General Fund (Dollars in Thousands)

	Actual		Approved		Change FY 2025-2026	
	FY 2024	FY 2025	FY 2026	Dollar	Percent	
From State General Fund						
State Foundation Aid	\$ 2,549,289	\$ 2,711,388	\$ 2,841,212	\$ 129,823	4.8%	
Supplemental State Aid	560,294	595,000	621,000	26,000	4.4	
Capital Improvement State Aid	208,941	208,000	208,000	-	-	
Capital Outlay State Aid	100,317	103,000	107,000	4,000	3.9	
KPERS-USDs	523,966	509,070	527,623	18,552	3.6	
KPERS-Non-USDs*	30,727	29,482	33,882	4,400	14.9	
Special Education State Aid	528,137	601,043	611,019	9,976	1.7	
<i>Subtotal - K-12 Major Categories</i>	<i>\$ 4,501,671</i>	<i>\$ 4,756,983</i>	<i>\$ 4,949,735</i>	<i>192,752</i>	<i>4.1%</i>	
School Food Assistance	\$ 2,393	\$ 2,391	\$ 2,391	-	-%	
Juvenile Detention Grants	4,049	5,061	5,061	-	-	
Professional Development	1,770	1,770	-	(1,770)	(100.0)	
Mentor Teacher Program	1,300	1,300	-	(1,300)	(100.0)	
School Safety and Security Grants	5,000	5,000	-	(5,000)	(100.0)	
Other State Aid	14,528	2,898	1,537	(1,361)	(47.0)	
<i>Subtotal - All K-12 SGFAid</i>	<i>\$ 4,530,712</i>	<i>\$ 4,775,403</i>	<i>\$ 4,958,724</i>	<i>183,321</i>	<i>3.8%</i>	

* KPERS-Non-USDs includes employer contributions for community colleges, technical colleges, and interlocals.

**State Aid to Local Units of Government from State General Fund
(Dollars in Thousands) (cont.)**

	Actual FY 2024	Approved FY 2025	Approved FY 2026	Change FY 2025-2026		
				Dollar	Percent	
From State General Fund (cont.)						
Postsecondary Tiered Technical Education State Aid	\$ 66,064	\$ 62,497	\$ 66,454	\$ 3,956		6.3%
Non-tiered Course Credit Hour Grant	95,408	89,190	88,362	(829)		(0.9)
Technical Equipment for Technical Colleges and Washburn University	398	398	-	(398)		(100.0)
Nursing Faculty and Supplies	875	1,799	2,146	347		19.3
Vocational Education Capital Outlay	4,872	4,872	12,419	7,548		154.9
Teacher Scholarship Program	-	-	-	-		-
Technical Education - Tuition	43,184	46,350	47,050	700		1.5
Adult Basic Education	1,464	1,464	1,480	16		1.1
Washburn University	14,000	14,270	17,570	3,300		23.1
Libraries	1,301	2,051	1,570	(480)		(23.4)
Other University Aid	53,122	53,392	40,654	(12,738)		(23.9)
<i>Subtotal - Higher Ed SGF Aid</i>	\$ 266,702	\$ 293,527	\$ 288,477	\$ (5,050)		(1.7)%
TOTAL - Education SGF	\$ 4,797,413	\$ 5,068,930	\$ 5,247,201	\$ 178,271		3.5%

State Aid to Local Units of Government from State General Fund (Dollars in Thousands) (cont.)

	Actual		Approved		Change FY 2025-2026	
	FY 2024	FY 2025	FY 2026	Dollar	Percent	
From State General Fund (cont.)						
Adjutant General's Department Aid Programs	1,203	5,653	3,800	(1,853)	(32.8)	
KDOC Aid Programs	\$ 57,029	\$ 88,135	\$ 58,672	\$ (29,463)	(33.4)%	
KDADS Aid Programs	10,252	5,515	5,515	-	-	
KDHE - Health Aid Programs	9,673	12,749	13,598	849	6.7	
KDHE - Environment Aid Programs	-	16,000	-	(16,000)	(100.0)	
State 911 Board	-	-	2,000	2,000	0.0	
General Government	2,779	10,218	-	(10,218)	(100.0)	
<i>Subtotal - Other SGFAid</i>	\$ 80,936	\$ 138,270	\$ 83,584	\$ (54,686)	(39.5)%	
TOTAL - State General Fund	\$ 4,878,349	\$ 5,207,200	\$ 5,330,786	\$ 123,585	2.4%	
From Other Funds						
Department of Education - K-12	\$ 1,895,421	\$ 1,636,028	\$ 1,570,304	\$ (65,725)	(4.0)%	
ELARF - Comm. Colleges and Interlocals						
KPERS	43,789	42,827	41,428	(1,399)	(3.3)	
ELARF - Cities and Counties	12,216	12,225	12,225	-	-	
Adjutant General's Department	31,087	53,249	35,329	(17,920)	(33.7)	
Board of Regents	13,388	13,429	10,809	(2,620)	(19.5)	

**State Aid to Local Units of Government from State General Fund
(Dollars in Thousands) (cont.)**

	Actual		Approved		Change FY 2025-2026	
	FY 2024	FY 2025	FY 2025	FY 2026	Dollar	Percent
From Other Funds (cont.)						
Department of Commerce - Business Dev.	23,022	31,860	15,500	(16,360)	(51.3)	
Department of Revenue - Aid Programs	4,852	4,396	4,234	(162)	(3.7)	
Department of Corrections - Aid Programs	6,262	5,457	6,069	612	11.2	
Department of Transportation - Other	14,744	97,317	85,106	(12,211)	(12.5)	
Firefighters Relief	19,616	21,500	23,000	1,500	7.0	
KDADS - Grants	6,547	2,274	2,274	-	-	
KDHE - Health Aid Programs	86,172	62,842	61,053	(1,790)	(2.8)	
KDHE - Environment Aid Programs	14,022	9,067	5,261	(3,806)	(42.0)	
Office of the Governor	7,536	9,319	5,244	(4,075)	(43.7)	
Special City/County Aid	152,604	152,187	152,187	-	-	
All Other Aid to Local Units	66,293	134,676	63,114	(71,563)	(53.1)	
TOTAL - All Other Fund	\$ 2,353,781	\$ 2,245,827	\$ 2,051,709	\$ (195,518)	(8.7) %	
TOTAL STATE AID	\$ 7,232,130	\$ 7,453,027	\$ 7,382,494	(71,932)	(1.0) %	
Percent of Total SGF Expenditures	67.5 %	69.9 %	72.2 %			
Percent of Total All Expenditures	77.2 %	68.7 %	69.5 %			

Expenditures from All Funds and State General Fund (Dollars in Thousands)

Fiscal Year	All Funds		State General Fund		Percent Change	
	Actual Expenditures	Percent Change	Actual Expenditures	Percent Change	KPI(a)	CPI-U(b)
1966	\$ 526,543	-- %	\$ 221,920	-- %	-- %	-- %
1967	558,165	6.0	239,331	7.8	7.3	3.2
1968	638,407	14.4	258,550	8.0	5.0	3.3
1969	666,880	4.5	278,314	7.6	8.4	4.9
1970	777,243	16.5	343,183	23.3	8.6	5.9
1971	942,139	21.2	354,770	3.4	7.7	5.2
1972	922,000	(2.1)	366,136	3.2	8.5	3.6
1973	960,964	4.2	386,394	5.5	11.9	4.0
1974	1,145,969	19.3	488,816	26.5	14.4	8.9
1975	1,319,138	15.1	597,889	22.3	8.2	11.1
1976	1,509,833	14.5	700,365	17.1	8.5	7.1
1977	1,711,868	13.4	815,680	16.5	9.9	5.8
1978	1,847,457	7.9	840,106	3.0	9.3	6.7
1979	2,023,232	9.5	965,354	14.9	11.3	9.4

Expenditures from All Funds and State General Fund (Dollars in Thousands) (cont.)

Fiscal Year	All Funds		State General Fund		Percent Change	
	Actual Expenditures	Percent Change	Actual Expenditures	Percent Change	KPI(a)	CPI-U(b)
1980	\$ 2,396,268	18.4%	\$ 1,111,784	15.2%	15.3%	13.3%
1981	2,607,136	8.8	1,258,693	13.2	9.5	11.6
1982	2,641,221	1.3	1,333,496	5.9	12.9	8.6
1983	2,909,648	10.2	1,405,851	5.4	7.3	4.3
1984	3,111,339	6.9	1,503,377	6.9	4.3	3.7
1985	3,257,347	4.7	1,634,492	8.7	7.9	3.9
1986	3,501,485	7.5	1,743,003	6.6	5.7	2.9
1987	3,628,861	3.6	1,726,542	(0.9)	4.7	0.9
1988	3,874,537	6.8	1,920,856	11.3	4.3	0.4
1989	4,287,036	10.6	2,159,915	12.4	5.6	0.4
1990	4,760,529	11.0	2,400,243	11.1	4.6	0.7
1991	5,082,214	6.8	2,495,418	4.0	7.9	0.2
1992	5,487,389	8.0	2,491,270	(0.2)	3.9	0.4
1993	5,933,345	8.1	2,690,098	8.0	6.6	0.1

Expenditures from All Funds and State General Fund (Dollars in Thousands) (cont.)

Fiscal Year	All Funds		State General Fund		Percent Change	
	Actual Expenditures	Percent Change	Actual Expenditures	Percent Change	KPI(a)	CPI-U(b)
1994	\$ 6,782,505	14.3%	\$ 3,111,023	15.6%	3.9%	0.5%
1995	7,217,708	6.4	3,309,835	6.4	5.2	0.3
1996	7,628,860	5.7	3,439,276	3.9	5.5	0.1
1997	7,844,649	2.8	3,538,105	2.9	5.9	0.3
1998	8,079,027	3.0	3,799,114	7.4	5.6	0.1
1999	8,306,423	2.8	4,196,192	10.5	5.6	0.2
2000	8,418,130	1.3	4,367,621	4.1	4.8	1.3
2001	8,849,943	5.1	4,429,642	1.4	4.7	(0.2)
2002	9,802,587	10.8	4,466,061	0.8	4.4	0.3
2003	10,082,038	2.9	4,137,498	(7.4)	3.1	0.4
2004	10,197,259	1.1	4,316,451	4.3	5.0	0.2
2005	10,585,476	3.8	4,690,130	8.7	6.1	0.2
2006	11,432,722	8.0	5,139,422	9.6	6.3	0.3
2007	11,968,537	4.7	5,607,710	9.1	6.4	0.0

Expenditures from All Funds and State General Fund (Dollars in Thousands) (cont.)

Fiscal Year	All Funds		State General Fund		Percent Change	
	Actual Expenditures	Percent Change	Actual Expenditures	Percent Change	KPI(a)	CPI-U(b)
2008	\$ 12,688,688	6.0%	\$ 6,101,781	8.8%	4.9%	0.9%
2009	13,960,345	10.0	6,064,360	(0.6)	(1.8)	1.1
2010	14,043,949	0.6	5,268,045	(13.1)	1.3	(0.0)
2011	14,684,871	4.6	5,666,641	7.6	4.3	0.0
2012	15,089,052	2.8	6,098,094	7.6	2.9	(0.1)
2013	13,969,231	(7.4)	6,134,810	0.6	2.1	0.3
2014	14,723,385	5.4	5,982,818	(2.5)	4.0	0.5
2015	14,395,604	(2.2)	6,237,003	4.2	3.4	0.5
2016	15,124,269	5.1	6,115,148	(2.0)	2.8	0.6
2017	15,582,199	3.0	6,276,506	2.6	1.0	0.0
2018	15,945,015	2.3	6,649,051	5.9	3.9	0.2
2019	16,938,876	6.2	7,032,834	5.8	3.8	0.0
2020	19,423,694	14.7	7,522,485	7.0	4.7	0.8

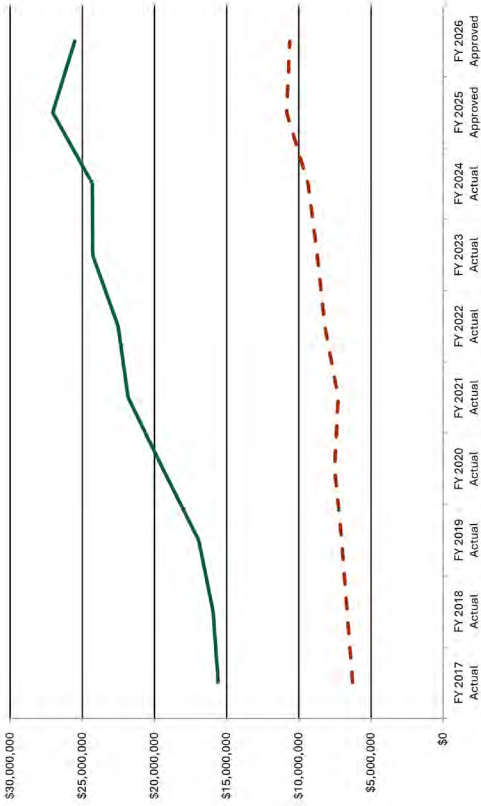
Expenditures from All Funds and State General Fund (Dollars in Thousands) (cont.)

Fiscal Year	All Funds		State General Fund		Percent Change	
	Actual Expenditures	Percent Change	Actual Expenditures	Percent Change	KPI(a)	CPI-U(b)
2021	\$ 21,820,290	12.3%	\$ 7,267,821	(3.4)%	5.5%	2.4%
2022	22,528,519	3.2	8,195,916	12.8	3.7	9.2
2023	24,285,505	7.8	8,727,084	6.5	5.2	5.8
2024	24,304,762	0.1	9,365,195	7.3	2.4	3.0
2025 Approved	27,047,685	11.3	10,854,700	15.9	4.6	2.9
2026 Approved	25,525,602	(5.6)	10,621,537	(2.1)	4.5	2.5

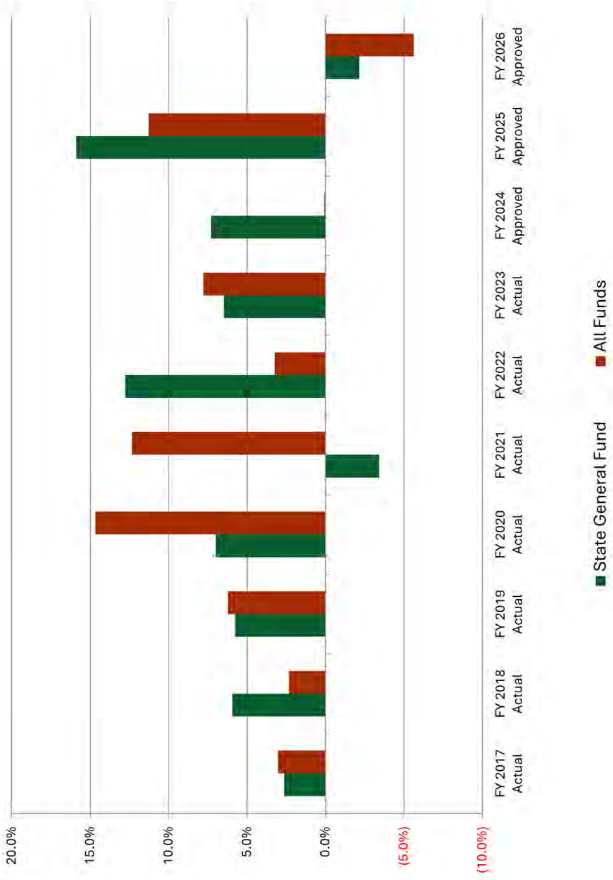
(a) Kansas Personal Income is based on estimates by the Bureau of Economic Analysis and has been updated to reflect the most recent estimates. The estimates for FY 2025 through FY 2026 are that of the Consensus Estimating Group.

(b) Consumer Price Index-All Urban Consumers estimates prior to FY 2025 are from the St. Louis Federal Reserve estimate of Midwest CPI-U. The estimates for FY 2025 through FY 2026 is that of the Consensus Estimating Group.

All Funds and State General Fund Expenditures FY 2017–FY 2026 (Approved) (Dollars in Thousands)



Percent Change in Expenditures FY 2017–FY 2026 (Approved)



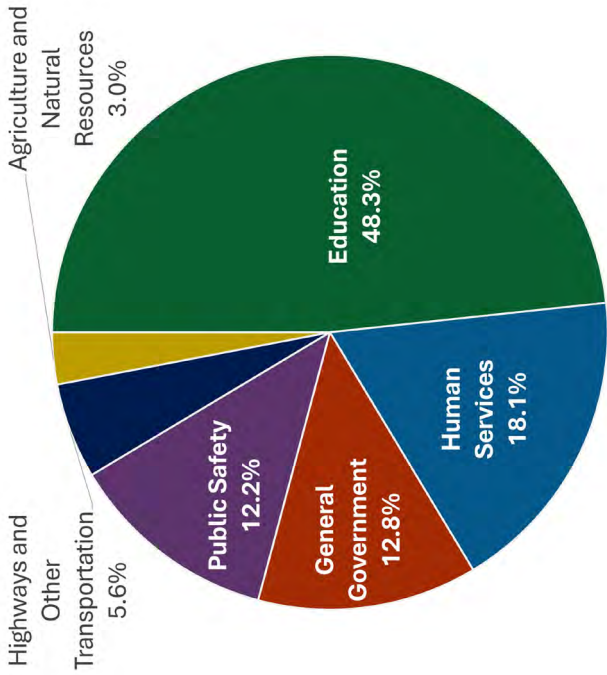
Comparison of State General Fund Expenditures FY 2017–FY 2026 (Approved) (Dollars in Thousands)

FY	Board of Regents and Postsecondary Education		Department of Education		Department of Corrections and Facilities	
	Amount	% Change	Amount	% Change	Amount	% Change
2017	\$ 758,691	(0.2) %	\$ 3,097,236	2.9 %	\$ 347,692	0.3 %
2018	761,812	0.4	3,390,857	9.5	348,821	0.3
2019	794,056	4.2	3,494,998	3.1	367,139	5.3
2020	846,354	6.6	3,977,442	13.8	401,661	9.4
2021	824,963	(2.5)	3,930,804	(1.2)	384,689	(4.2)
2022	894,072	8.4	4,118,453	4.8	411,711	7.0
2023	1,003,886	12.3	4,372,657	6.2	479,587	16.5
2024	1,140,292	13.6	4,551,833	4.1	524,264	9.3
2025 Approved	1,435,823	25.9	4,796,281	5.4	619,315	18.1
2026 Approved	1,197,328	(16.6)	4,981,016	3.9	581,879	(6.0)
Change from FY 2017–FY 2026 (Dollars/Percent)	\$ 438,637	57.8 %	\$ 1,883,780	60.8 %	\$ 234,187	67.4 %

**Comparison of State General Fund Expenditures (cont.)
FY 2017–FY 2026 (Approved)
(Dollars in Thousands)**

FY	DCF (Excluding Hospitals)		All Other		Total	
	Amount	% Change	Amount	% Change	Amount	% Change
2017	\$ 675,014	(2.4) %	1,831,542	2.9 %	\$ 6,710,175	1.9 %
2018	666,261	(1.3)	1,882,185	2.8	7,049,936	5.1
2019	765,291	14.9	1,611,350	(14.4)	7,032,834	(0.2)
2020	625,984	(18.2)	1,674,045	3.9	7,525,486	7.0
2021	564,271	(9.9)	1,563,095	(6.6)	7,267,822	(3.4)
2022	326,709	(42.1)	2,444,971	56.4	8,195,916	12.8
2023	372,907	14.1	2,498,046	2.2	8,727,084	6.5
2024	410,579	10.1	2,738,227	9.6	9,365,195	7.3
2025 Approved	485,633	18.3	3,517,648	28.5	10,854,700	15.9
2026 Approved	464,928	(4.3)	3,396,387	(3.4)	10,621,537	(2.1)
Change from FY 2017–FY 2026 (Dollars/Percent)	\$ (210,086)	(31.1) %	\$ 1,564,845	85.4 %	\$ 3,911,362	58.3 %

FY 2026 Full-Time Equivalent (FTE) Positions by Function of Government



Full-Time Equivalent Positions Authorized for FY 2026

The 2025 Legislature authorized 42,036.5 full-time equivalent (FTE) positions for FY 2026, which is a net increase of 98.3 positions above the FY 2025 revised number of FTE positions. Included among the adjustments are the following:

Adjustments Financed from the SGF

- The Office of Information and Technology Services added \$15.0 million SGF and 16.0 FTE positions, pursuant to 2024 House Sub. for SB 291, which requires consolidation of IT security professionals and development of a cybersecurity program compliant with national standards. This includes 11.0 FTE for the Kansas Information Security Office and 5.0 FTE in supporting roles throughout the agency.
- The Kansas Bureau of Investigation added \$355,363 SGF and 2.0 FTE positions for one Chief Information Security Officer and one Chief Information Technology Officer, pursuant to 2024 House Sub. for SB 291.
- The Office of the Attorney General added \$304,853 SGF and 3.0 FTE positions for personnel and ancillary costs to support the work performed by the Office of the Medicaid Inspector General. This includes \$260,069 SGF in salary and wage expenditures for two Auditors and one Special Agent.
- The Office of the Child Advocate added \$198,049 SGF and 1.0 FTE position for two Case Investigative Analysts (\$156,860) and associated expenses to establish those positions (\$41,189). The agency funded one of these positions in FY 2025 using carryover funds from FY 2024. This appropriation continues funding that position into FY 2026 and added one additional position to support agency operations.
- The Kansas Legislative Research Department added \$118,308 SGF and 1.0 FTE position for a Database Administrator.
- The Kansas State Historical Society added \$86,293 SGF and 2.0 FTE positions for Cage Elevator Attendants at the Kansas Statehouse.

Adjustments Financed from Non-SGF Sources

- The State 911 Board became a state agency on July 1, 2025, pursuant to 2024 HB 2690. This added \$1.1 million in salary and wage expenditures, all from the State 911 Operations Fund, and 14.0 FTE positions to the state government workforce.
- The Kansas Commission on Peace Officers' Standards and Training (CPOST) added \$103,364, all from the Kansas CPOST Fund, and 1.0 FTE position for one Supervisory Investigator to address increased workloads.
- The Real Estate Appraisal Board added \$50,000, all from the Appraiser Fee Fund, and 1.0 FTE position for an Executive Director transition plan.
- The Kansas Department of Transportation added 56.3 FTE positions across its programs, primarily in the Regular Maintenance and Construction Inspection programs.

Total State FTE Positions FY 2006–FY 2026 (Approved)

Fiscal Year	Total FTEs	Change from Prior Year	
		FTE	Percent
2006	40,442.0	135.8	0.3 %
2007	41,136.9	694.9	1.7
2008	41,611.8	474.9	1.2
2009	41,436.3	(175.5)	(0.4)
2010	41,586.7	150.4	0.4
2011	40,253.9	(1,332.8)	(3.2)
2012	38,219.5	(2,034.4)	(5.1)
2013	38,329.1	109.6	0.3
2014	37,807.4	(521.7)	(1.4)
2015	36,596.6	(1,210.8)	(3.2)
2016	36,930.0	333.4	0.9
2017	36,921.9	(8.1)	(0.0)
2018	39,852.0	2,930.1	7.9
2019	40,393.2	541.2	1.4
2020	40,728.6	335.4	0.8
2021	40,728.3	(0.3)	(0.0)
2022	41,211.5	483.2	1.2
2023	41,468.3	256.8	0.6
2024	41,679.4	211.1	0.5
2025 Approved	41,938.3	258.8	0.6
2026 Approved	42,036.5	98.3	0.2
Change from FY 2006–FY 2026		1,594.5	3.9

State Government Employee Facts for FY 2025

Kansas has:

A population of:	2,944,380
A labor force of:	1,555,000

The statewide employee workforce is made up of:

- 54.8 percent female workers
- 45.2 percent male workers
- 14.4 percent minority workers

And makes up 1.3 percent of the state labor force

The average state employee:

Classified	Unclassified
is 43 years old	is 45 years old
has 11 years of service	has 9 years of service
earns approximately \$61,394	earns approximately \$64,971

State government positions are:

Full-Time:	98.3 percent
Part-Time:	1.7 percent

Top five counties where state employees work:

Shawnee County	40.3 percent
Sedgwick County	6.7 percent
Johnson County	4.2 percent
Pawnee County	3.8 percent
Reno County	3.6 percent

Based on data from the Kansas Department of Administration's Office of Personnel Services, Kansas Department of Labor's Labor Market Information Statistics, and U.S. Census Bureau State Population Estimates. Excludes temporary employees and students.

Salaries of Selected Statewide Elected Officials

FY 2025

Executive

Governor	\$140,354
Lieutenant Governor/Secretary of Commerce	235,278
Attorney General	128,462
Insurance Commissioner	123,477
State Treasurer	123,477
Secretary of State	123,477

Legislature

Legislator	\$43,000
House Speaker, Senate President	70,520
House Speaker Pro Tem, Senate Vice President	57,190
Assistant Majority and Minority Leaders	57,190
Majority and Minority Leaders	67,940
House Appropriations Chair	64,500
Senate Ways and Means Chair	64,500
Compensation (per day)	\$108.50
Compensation, Special Session & Interim (per day)	172.00
Subsistence (per day)	166.00

Judiciary

Kansas Supreme Court:

Chief Justice	\$231,938
Justice	222,660

Kansas Court of Appeals:

Chief Judge	\$213,383
Judge	204,105

District Court:

Chief Judge	\$194,828
Judge	185,550
Magistrate Judge	102,053

Percent Increases in Salaries for State Classified Employees, Regents' Faculty, and Classroom Teachers of School Districts Compared with Private Sector Wages and Inflation

Fiscal Year	State Classified Service ⁽¹⁾	Regents Faculty ⁽²⁾	Classroom Teachers	Inflation Rate ⁽³⁾	Wage Private Sector ⁽⁴⁾
2016	--	Between 1.5 and 2.0 dependent upon institution	1.0	0.2	1.3
2017	--	--	1.5	1.4	2.9
2018	2.5 < 5 years; 5.0 > 5 years with no adjustment; 2.5 Judicial Branch ⁽⁵⁾	2.5 < 5 years; 5.0 > 5 years with no adjustment	2.2	1.8	2.1
2019	2.5 if prior adjustment; 5.0 if no prior adjustment ⁽⁶⁾ ; 5.0 uniformed correctional officers; 5.0 non-judge employees; 2.0 judges and justices	--	3.3	1.6	4.2
2020	2.5 ⁽⁷⁾	2.5 ⁽⁷⁾	3.1	1.3	2.2
2021	--	--	2.0	2.4	4.0
2022	-- ⁽⁸⁾	--	2.2	7.5	9.6
2023	5.0 ⁽⁹⁾	5.0 ⁽⁹⁾	1.1	6.0	8.0
2024	2.5–25.0 based on market pay, 5.0 corrections, 5.0 non-judge employees, additional 2.5 KHP and KBI. ⁽¹⁰⁾	5.0 ⁽¹⁰⁾	3.3	2.9	3.6

Percent Increases in Salaries for State Classified Employees, Regents' Faculty, and Classroom Teachers of School Districts Compared with Private Sector Wages and Inflation (cont.)

2025	2.5 ⁽¹¹⁾	4.6	2.8	--
2026	2.5 ⁽¹²⁾	--	--	--

- (1) Unless otherwise stated, the increases shown are in addition to merit pay or step increases, if any, to which individual employees were entitled in the fiscal year. Classified step movement had not been funded since FY 2001, but was funded for a portion of FY 2007.
- (2) The percentage of increase to base salary budgets that is designated for salary increases for unclassified positions. Institutions under the Board of Regents allocate their appropriations for salary increases on a merit basis, not by a uniform or flat percentage increase. Thus, some faculty members received a higher percentage increase than shown in this column, while others received less.
- (3) Source: Consumer Price Index (CPI), Midwest, all urban consumers, not seasonally adjusted, annualized by fiscal year.
- (4) Source: Kansas Department of Labor, Quarterly Census of Employment and Wages private sector, annualized by fiscal year.
- (5) A 2.5 percent adjustment for all state employees with less than five years of service (except Highway Patrol law enforcement personnel, legislators, teachers and licensed personnel and employees at the Kansas School for the Deaf and the Kansas School for the Blind, employees at the Kansas Bureau of Investigation who are part of the Recruitment and Retention Plan, and other statewide elected officials); a 5.0 percent adjustment for state employees who have not had a pay adjustment in five years; and a 2.5 percent adjustment for judges and non-judicial staff in FY 2018 and FY 2019.
- (6) A 2.5 percent adjustment for all state employees who received an adjustment from the 2017 Legislative Pay Plan and a 5.0 percent for all state employees who did not receive such an adjustment; a 5.0 percent adjustment for uniformed correctional officers; a 5.0 percent adjustment for non-judge employees of the Judicial Branch; and a 2.0 percent adjustment for judges and justices of the Judicial Branch. The adjustment excluded uniformed correctional officers of the Kansas Department of Corrections, employees of the Judicial Branch, legislators, employees of the Board of Regents and Regents institutions, Kansas Highway Patrol officers, employees at the Kansas Bureau of Investigation included in the Recruitment and Retention Plan, and teachers and licensed personnel at the Kansas School for the Deaf and the Kansas School for the Blind.
- (7) Classified employees received a 2.5 percent adjustment, while unclassified employees received an adjustment based on merit. Statewide elected officials and other employees authorized to receive an adjustment for FY 2020 were excluded.
- (8) Judges and justices of the Judicial Branch received a 5.0 percent adjustment, while non-judge employees of the Judicial Branch received adjustments ranging from 2.7 percent to 12.0 percent.

Percent Increases in Salaries for State Classified Employees, Regents' Faculty, and Classroom Teachers of School Districts Compared with Private Sector Wages and Inflation (cont.)

(9) A 5.0 percent adjustment for all unclassified employees identified as not having received recent salary adjustments. The following agencies or classifications were identified as having recent salary adjustments and are excluded: hourly employee recipients of the 247 Pay Plan, legislators, elected officials, Kansas Highway Patrol troopers included in a career progression plan, teachers at the Kansas State Schools for the Blind and Deaf, employees of the Office of Administrative Hearings, investigation agents and forensic scientists of the Kansas Bureau of Investigation, employees of the Kansas Sentencing Commission, and any other employee on a formal career progression plan. For judges and justices of the Judicial Branch, this adjustment is in addition to the 5.0 percent adjustment included in two-year judicial salary plan passed by the 2021 Legislature.

(10) These adjustments are based on the Department of Administration's Market Survey, as follows:
Employees under market pay by 10.0 percent or more would receive either an increase to bring salaries to 10.0 percent under market or a 5.0 percent increase, whichever is greater.
Employees under market by less than 10.0 and employees that are over market by 10.0 percent or less would receive a 5.0 percent increase.
Employees over market by more than 10.0 percent would receive a 2.5 percent increase.

Furthermore, the Legislature also approved the following adjustments:

Employees of the following agencies would receive a 5.0 percent increase in addition to market adjustments: Kansas Department of Corrections, correctional facilities, state hospitals, and Kansas Commission on Veterans Affairs.

The following employees would receive a 5.0 percent increase instead of market adjustments: non-judge employees of the Judicial Branch, employees of Legislative agencies, and employees with job classifications that are not included in the Market Survey.

The following employees would receive a 2.5 percent increase instead of market adjustments and in addition to any increases from a formal career progression plan: employees of the Kansas Highway Patrol and Kansas Bureau of Investigation.

The following employees are excluded from all provisions of this adjustment: judges and justices, statewide elected officials, legislators, employees of the Kansas State Schools for the Blind and Deaf, part-time non-benefits eligible employees, and other employees not otherwise included in these adjustments.

(11) These adjustments are based on the Department of Administration's Market Survey, as follows:

Employees under market pay by 10.0 percent or more would receive either an increase to bring salaries to 10.0 percent under market or a 5.0 percent increase, whichever is greater.
Employees under market by less than 10.0 and employees that are over market by 10.0 percent or less would receive a 5.0 percent increase.
Employees over market by more than 10.0 percent would receive a 2.5 percent increase. Employees not reflected in the Market Survey would receive a 5.0 percent increase.

Furthermore, the Legislature also approved the following adjustments:

The following employees would receive a 5.0 percent increase instead of market adjustments: Capitol Area Guards, non-judge employees of the Judicial Branch, and employees of Legislative agencies.

The following would receive a 2.5 percent increase instead of market adjustments: Board of Regents and postsecondary institutions.

Employees at the Kansas Bureau of Investigation and Kansas Highway Patrol that are on a formal career progression plan would advance five steps, and the bottom five steps of the plan would be eliminated.

Employees earning less than \$15.03 per hour would receive an increase to reach \$15.03 per hour.

The following employees are excluded from all provisions of this adjustment: judges and justices, statewide elected officials, legislators, teachers and licensed personnel of the

Percent Increases in Salaries for State Classified Employees, Regents' Faculty, and Classroom Teachers of School Districts Compared with Private Sector Wages and Inflation (cont.)

Kansas State Schools for the Blind and Deaf, part-time non-benefits eligible employees, and employees on a formal, written career progression plan that are not otherwise named in these adjustments.

(12) These adjustments are based on the Department of Administration's Market Survey, as follows:

Employees under market pay by 10.0 percent or more would receive either an increase to bring salaries to 10.0 percent under market or a 2.5 percent increase, whichever is greater. Employees under market by less than 10.0 percent and employees that are over market by 10.0 percent or less would receive a 2.5 percent increase if classified.

Classified employees that are over market by more than 10.0 percent would receive a 1.0 percent increase.

Classified employees not reflected in the Market Survey would receive a 2.5 percent increase.

All unclassified employees with job classifications that are not included in the Market Survey will be compensated via a merit pool.

Furthermore, the Legislature also approved the following adjustments:

All Executive Branch agencies, Legislative Branch agencies, Judicial Branch, and Board of Regents and the universities shall receive a sum equivalent to the total of 2.5 percent, rounded to the nearest penny, of the salaries of all benefits-eligible unclassified employees in such agency, to be distributed as a merit pool.

The following employees are excluded from all provisions of this adjustment: judges and justices, statewide elected officials, legislators, teachers and licensed personnel of the Kansas State Schools for the Blind and Deaf, part-time non-benefits eligible employees, and employees on a formal, written career progression plan that are not otherwise named in these adjustments.

**Where Each FY 2026 \$ Comes from
State General Fund Receipts
(Dollars in Thousands)**

	Source		Amount (Thousands)
47 ¢	Individual Income Tax	\$	4,670,380
35 ¢	Sales and Compensating Use Tax		3,435,000
13 ¢	Corporation Income Tax		1,325,000
2 ¢	Insurance Premium Tax		215,000
1 ¢	Alcohol Taxes		123,100
1 ¢	Tobacco Taxes		92,529
0 ¢	Severance Tax		27,100
0 ¢	Other Taxes and Revenue		1,591
\$ 1.00	TOTAL Receipts	\$	9,889,700

Expenditures from All Funds

42 ¢	State General Fund	\$	10,621,537
27 ¢	Federal Funds		6,926,364
5 ¢	State Highway Fund		1,279,576
26 ¢	Other Funds		6,698,124
\$ 1.00	TOTAL Expenditures	\$	25,525,601

Note: Totals may not add due to rounding.

**Where Each \$ Will Be Spent in FY 2026
by Agency or Program
(Dollars in Thousands)
State General Fund**

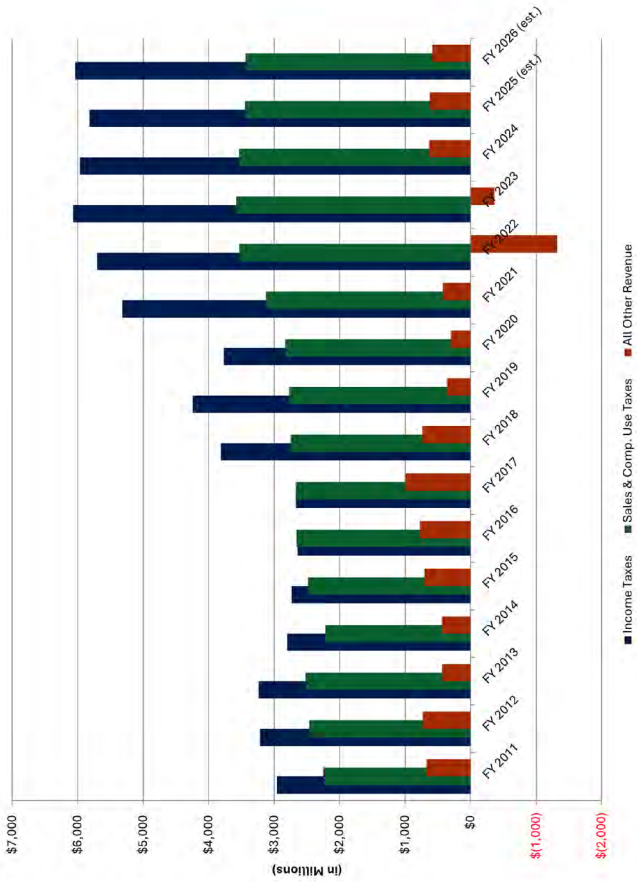
47 ¢	Department of Education	\$ 4,981,016
11 ¢	Board of Regents/Postsecondary Education	1,197,328
0 ¢	Other Education	30,960
<i>58 ¢ Subtotal - Education</i>		<i>\$ 6,209,304</i>
16 ¢	KDADS and Hospitals	1,648,967
9 ¢	KDHE - Division of Health	984,517
5 ¢	Corrections and Facilities	581,879
4 ¢	Department for Children and Families	464,928
2 ¢	Judicial Branch	230,161
1 ¢	Department of Administration	131,409
1 ¢	Board of Indigents' Defense Services	60,982
0 ¢	Legislative Agencies	50,031
0 ¢	Highway Patrol and KBI	45,425
2 ¢	All Other	213,935
\$ 1.00 TOTAL Expenditures		\$ 10,621,538

All Funds

26 ¢	Department of Education	\$ 6,680,631
17 ¢	Board of Regents/Postsecondary Education	4,372,535
0 ¢	Other Education	47,998
<i>43 ¢ Subtotal - Education</i>		<i>\$ 11,101,164</i>
16 ¢	KDHE - Division of Health	4,161,531
16 ¢	KDADS and Hospitals	3,978,499
7 ¢	Kansas Department of Transportation	1,687,179
4 ¢	Department for Children and Families	1,007,167
2 ¢	Corrections and Facilities	621,679
2 ¢	Lottery and Racing Gaming Commission	509,368
1 ¢	Judicial Branch	240,217
1 ¢	Department of Labor	239,007
1 ¢	Highway Patrol and KBI	217,252
1 ¢	Department of Commerce	202,775
1 ¢	Department of Administration	175,219
5 ¢	All Other	1,384,546
\$ 1.00 TOTAL Expenditures		\$ 25,525,602

Note: Totals may not add due to rounding.

State General Fund Receipts FY 2011–FY 2026



State General Fund Profile – FY 2024–FY 2026
(Dollars in Millions)

	Actual FY 2024	Approved FY 2025	Approved FY 2026
Beginning Balance	\$ 2,410.4	\$ 3,220.8	\$ 2,255.8
Receipts (June 5, 2025 Leg. Adj.)	10,139.6	9,889.7	10,060.9
Other Adjustments	35.9	-	-
Adjusted Receipts	10,175.5	9,889.7	10,060.9
<i>Available Revenue</i>	\$ 12,585.9	\$ 13,110.5	\$ 12,316.7
Less Expenditures	9,365.1	10,854.7	10,621.5
Ending Balance	\$ 3,220.8	\$ 2,255.8	\$ 1,695.2

Ending Balance as a Percentage of Expenditures

34.4%

20.8%

16.0%

Receipts in Excess of Unadjusted Expenditures

\$ 810.4

\$ (965.0)

\$ (560.6)

Notes: Expenditures may not exceed available funds, for planning purpose only.

State General Fund Expenditures for Debt Service by Agency

Agency/Project	Actual FY 2024	Approved FY 2025	Change		Change		
			FY 2024-FY 2025	FY 2025-FY 2026	FY 2024-FY 2025	FY 2025-FY 2026	
			Dollar	Percent	Dollar	Percent	
Department of Administration							
KPERS Pension Obligation Bonds	\$ 88,140,906	\$ 89,726,844	\$ 1,585,938	2.0 %	\$ 88,182,490	\$ (1,544,354)	(2.0) %
2016 Refinancing	6,294,441	26,278,438	19,983,997	317.0	-	(26,278,438)	(100.0)
2019F/G Refinancing, Eisenhower	6,578,181	6,570,820	(7,361)	-	6,642,191	71,371	1.0
2020R Refinancing	8,234,200	8,234,075	(125)	-	8,228,450	(5,625)	-
2020S Refinancing	769,064	5,451,600	4,682,536	609.0	-	(5,451,600)	(100.0)
2021P Refinancing	-	-	-	-	10,266,988	10,266,988	-
2025A/B KBI Lab, TCF Building, KSU K-AIRES	5,749,814	3,424,500	(2,325,314)	(40.0)	3,417,500	(7,000)	-
Subtotal – Administration	\$ 115,766,606	\$ 139,686,277	\$ 23,919,671	21.0 %	\$ 116,737,619	\$ (22,948,658)	(16.0) %

State General Fund Expenditures for Debt Service by Agency (cont.)

Agency/Project	Actual FY 2024	Change		Change			
		Approved FY 2025	FY 2024–FY 2025 Dollar	Percent	Approved FY 2026	FY 2025–FY 2026 Dollar	Percent
Fort Hays State University	5,995,045	-	(5,995,045)	(100.0)	-	-	-
Kansas State University	199,795	2,942,813	2,743,018	1,373.0	2,939,428	(3,385)	-
Office of the State Treasurer	5,953	4,183	(1,770)	(30.0)	-	(4,183)	(100.0)
Kansas State Fair	-	-	-	-	365,152	365,152	-
TOTAL	\$ 121,967,399	\$ 142,633,273	\$ 20,665,874	17.0 %	\$ 120,042,199	\$ (22,591,074)	(16.0) %

State Debt

Projected Principal Balance June 30, 2026 \$4,016,764,908

FY 2025 Debt Service is attributable to:

Highways	37.9 %
KPERS Pension Bonds	26.6
Revolving Fund Water Projects	7.7
State Universities	17.1
All Other Agencies	10.7

FY 2025 Debt Service Payments (Dollars
in Millions):

Principal	\$274.4
Interest	185.1
Principal and Interest	\$459.4

Surrounding State Debt Comparisons*

	Per Capita State Debt	50 State Rank
Kansas	\$1,354	24
Colorado	1,016	30
Iowa	408	42
Missouri	397	43
Nebraska	44	50
Oklahoma	484	40
U.S. Average	\$1,817	

* 2024 Kansas Development Finance Authority Debt Study Report

**BUDGET DETAIL
BY FUNCTION OF
GOVERNMENT**

This page intentionally left blank.

BUDGET DETAIL BY FUNCTION OF GOVERNMENT

The following pages provide additional detail regarding the State's budget, organized by function of government. Within each section, expenditures and staffing for all agencies included in the particular function of government are reported in a summary table. Budget highlights from the 2025 Regular Session follow this table. Selected additional information for each function of government follows the summary material.

State spending in Kansas is classified by function of government; that is, agencies that make expenditures for similar programs or purposes are grouped together. The following provides a brief description of the six functions.

General Government is the administrative and regulatory function of state government and includes elected officials, regulatory agencies, the Legislature, the Judiciary, and general administrative agencies.

Human Services is the function of government that provides services to individuals. Services provided include assistance through the Department for Children and Families and Department for Aging and Disability Services, medical services through the Department of Health and Environment, job training through the Department of Labor, and care of the mentally ill and intellectually or developmentally disabled in state hospital and community placements.

Education is the function that provides educational services to Kansans through the State Board of Regents institutions and the Board of Education, including certain indirect education services, such as those provided by the Historical Society.

Public Safety provides safety and security to Kansas citizens. Included in this function are law enforcement agencies and correctional institutions, including the Highway Patrol, the State Fire Marshal, and the juvenile correctional facilities.

Agriculture and Natural Resources protects and regulates the natural and physical resources of the state. This function includes agricultural agencies, the Department of Wildlife and Parks, and the Division of Environment portion of the Department of Health and Environment.

Highways and Other Transportation includes the Department of Transportation, which has responsibility for construction and maintenance of highways, as well as other transportation functions.

GENERAL GOVERNMENT



Government power house in Finney County, Kansas

by F. M. Steele

Kansas State Historical Society,

Copy and Reuse Restrictions Apply

via <https://www.kansasmemory.org/item/200070>

This page intentionally left blank.

GENERAL GOVERNMENT

Approved FY 2026 Expenditures

Agency	State General Fund	All Funds	FTE Positions
Fee Agencies:			
Abstracters' Board of Examiners	\$	- \$ 25,723	-
Board of Accountancy		489,499	3.0
State Bank Commissioner		14,142,641	114.0
Board of Barbering		261,873	2.0
Behavioral Sciences Regulatory Board		1,243,667	12.0
Board of Healing Arts		8,113,782	67.0
Board of Cosmetology		1,334,062	14.5
Department of Credit Unions		1,440,160	12.0
Kansas Dental Board		549,072	3.0
Board of Mortuary Arts		358,865	3.0
Board of Hearing Aid Examiners		38,255	-
Board of Nursing		4,247,433	27.0
Board of Examiners in Optometry		279,681	2.0
Board of Pharmacy		4,081,700	20.0
Pooled Money Investment Board		926,046	5.0
Real Estate Commis- sion		1,546,772	12.0
Real Estate Appraisal Board		459,051	2.0
Board of Technical Professions		870,715	5.0
Board of Veterinary Examiners		413,050	3.8
<i>Subtotal - Fee Agencies</i>	\$	0 \$ 40,822,047	307.3

GENERAL GOVERNMENT

Approved FY 2026 Expenditures (cont.)

Agency	State General Fund	All Funds	FTE Positions
Elected Officials:			
Attorney General	\$ 12,012,829	\$ 54,214,075	206.1
Office of the Governor	35,241,162	59,643,271	57.6
Insurance Department	-	45,658,345	135.0
Secretary of State	-	8,706,173	42.0
State Treasurer	13,000,000	49,965,218	40.0
<i>Subtotal - Elected Officials</i>	<i>\$ 60,253,991</i>	<i>\$ 218,187,082</i>	<i>480.7</i>
Legislative Agencies:			
Legislative Coordinating Council	\$ 982,463	\$ 982,463	8.0
Legislature	34,478,507	34,478,507	56.0
Legislative Research Department	5,741,555	5,741,555	42.0
Legislative Division of Post Audit	3,670,755	3,670,755	25.8
Revisor of Statutes	5,157,532	5,157,532	33.5
<i>Subtotal - Legislative Agencies</i>	<i>\$ 50,030,812</i>	<i>\$ 50,030,812</i>	<i>165.3</i>
Other General Government:			
Kansas Human Rights Commission	\$ 1,206,626	\$ 1,803,759	20.0
Kansas Corporation Commission	-	132,659,519	204.5
Citizens' Utility Ratepayer Board	-	1,404,029	9.0
Department of Administration	131,408,960	175,219,135	469.8
Office of Information and Technology Services	31,241,282	33,665,586	165.0

GENERAL GOVERNMENT

Approved FY 2026 Expenditures (cont.)

Agency	State General Fund	All Funds	FTE Positions
Governmental Ethics Commission	566,374	888,822	8.5
Office of Administrative Hearings*	-	2,206,041	14.0
Department of Commerce	16,675,438	202,775,252	317.0
Health Care Stabilization Fund Board of Governors		47,817,976	21.0
Judicial Branch	230,160,716	240,216,625	2,035.0
Judicial Council	742,842	742,842	5.0
Board of Indigents' Defense Services	60,981,845	61,787,845	289.2
Kansas Public Employees Retirement System (KPERs)**		93,025,923	99.4
Kansas Lottery	-	496,329,326	91.0
Racing & Gaming Commission	-	13,038,340	120.5
Department of Revenue	19,178,324	128,740,882	1,039.2
Board of Tax Appeals	1,508,458	2,624,840	16.0
<i>Subtotal - Other</i>	\$ 493,670,865	\$ 1,632,740,701	4,924.1
TOTAL	\$ 603,955,668	\$ 1,941,780,642	5,877.4

Percentage of Total State Budget

5.7%

7.6%

13.8%

* Nonreportable Budget

** Excludes nonreportable benefits payments.

2025 Session Highlights

General Government

Elected Officials

Office of the Attorney General

- Added \$10.0 million SGF for the Safe and Secure Firearm Detection Program to contract with a private vendor for firearm detection software in FY 2025. Language specifies that funding is limited to public school buildings and may only be used for two years.
- Added \$63,558 SGF in FY 2025 and \$155,658 SGF for FY 2026 to establish a Chief Information Security Officer to meet requirements of 2024 House Sub. for SB 29.
- Added \$350,000 SGF to relocate and consolidate several agency divisions into the Memorial Hall Building for FY 2026.
- Added \$304,853 SGF for two Auditor positions and one Special Agent position, including associated support costs, in the Office of the Medicaid Inspector General for FY 2026.

Office of the Secretary of State

- Added \$200,000 SGF to meet the 20.0 percent state match requirement for the Help America Vote Act Election Security Grant in FY 2025.
- Added \$1.5 million, all from the Technology Communication Fee Fund, to modernize the state regulation-making process by implementing an electronic regulation system in FY 2025.

Office of the State Treasurer

- Added language to transfer American Rescue Plan Act (ARPA) interest income starting on May 1, 2025, from the ARPA fund to the SGF in FY 2025 and added language to transfer ARPA interest income starting on July 1, 2025, from the ARPA fund to the SGF for FY 2026.

- Deleted a transfer of \$50.0 million SGF to the Build Kansas Fund for FY 2026.
- Added \$40.0 million, including \$10.0 million SGF, to provide loans to an airport authority or an entity engaged in the business of the maintenance, repair, and overhaul of aircrafts for FY 2026.
- Added \$4.0 million, all from the STAR Bonds Food Sales Tax Revenue Replacement Fund, for FY 2026. Added language for FY 2026 providing cities with a population of 30,000 or less with an established STAR Bond district to receive funding for the amount of additional sales and use tax revenue that would have been realized from sale of food and food ingredients for the months of January 2024 through June 2025 if the state rate for state sales tax had been 6.5 percent.

Office of the Governor

- Added \$1.3 million SGF for Child Advocacy Center and Domestic Violence Prevention Grants for FY 2026.

Other General Government

Board of Barbering

- Added language in FY 2025, FY 2026, and FY 2027 to limit expenditures from the Board of Barbering Fee Fund to 90.0 percent of the fund's ending balance.

Judicial Branch

- Added \$10.1 million SGF to increase the salaries and wages for judges to account for the federal cost-of-living adjustment for FY 2026.
- Added \$3.0 million, including \$2.1 million SGF, to increase the base budget expenditures for salaries and wages of non-judges for FY 2026.
- Added language providing that the sunset date for the surcharge of certain judicial fees be extended for FY 2026 and FY 2027.

Judicial Council

- Deleted \$67,922 SGF in reappropriated funds due to a reduction in travel and communication expenses in FY 2025.

Kansas Lottery

- Added \$7.2 million in FY 2025 and \$7.2 million for FY 2026, all from the Sports Wagering Receipts Fund, to account for the consensus revenue adjustment for sports wagering gaming facility management fees.
- Added \$4.0 million in FY 2025 and \$3.5 million for FY 2026, all from the Expanded Lottery Act Revenues Fund, to account for the consensus revenue adjustment for gaming facility management fees.
- Added \$3.7 million in FY 2025 and \$5.5 million for FY 2026, all from the Lottery Operating Fund, for the expansion of the PlayOn Loyalty Program related to the online sale of lottery tickets.
- Added language providing that the Kansas Lottery shall not expend moneys to negotiate or enter into any contract or enter into any extension/renewal of an existing contract with any gaming facility manager for the management of sports wagering in FY 2025 and for FY 2026.

Kansas Legislative Research Department

- Added \$118,308 SGF and 1.0 FTE position for a Database Manager for FY 2026.

Legislature

- Added \$5.0 million from ARPA funds, all from federal ARPA funds, for KLISS Modernization in FY 2025.
- Added \$7.3 million SGF for the full year of Legislative salary adjustments for FY 2026.

Office of Information Technology Services

- Added \$1.9 million ARPA for network cybersecurity initiatives, a professional licensure platform project, and network modernization efforts in FY 2025.

Board of Indigents' Defense Services

- Deleted \$5.0 million SGF to partially lapse the reappropriation for general operating expenditures in FY 2025.

Department of Administration

- Added \$10.3 million SGF for debt service on Series 2025A/B bonds for FY 2026. Those bonds consolidated debt service payments for three projects approved by the 2024 Legislature: the Kansas Bureau of Investigation Forensic Lab in Pittsburg, the Department of Corrections Topeka Central Health and Behavioral Health Support Building, and the Kansas State University Pure Imagination Facility.
- Added language requiring the agency charge and collect rental payments from non-state entities to lease office space in the Statehouse for FY 2026. Rent would be charged monthly at a rate of \$1 per square foot.
- Added language in FY 2025 and for FY 2026 requiring expenditures from the ARPA State Relief Fund for construction, fixtures, furniture, and equipment of the Docking State Office Building be approved by the State Finance Council.

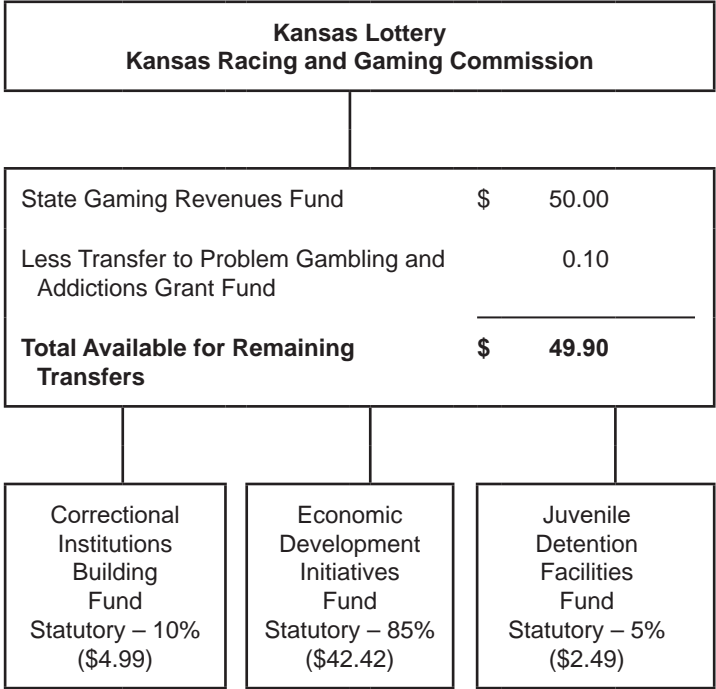
Department of Commerce

- Added \$25.2 million, all from federal funds, for the State Small Business Credit Initiative in FY 2025.
- Added \$14.5 million, all from federal funds, for community development block grants in FY 2025.
- Added \$12.1 million in FY 2025 and \$17.2 million for FY 2026, all from federal funds, for broadband.
- Added \$5.8 million SGF for the Bombardier Defense project in FY 2025.

- Added \$10.0 million SGF for the maintenance, repair, and overhaul of airplanes at the Topeka Regional Airport for FY 2026.
- Added \$4.0 million, all from ARPA interest, to provide a grant to an airport for technology, tower upgrades, vertiport, heliport, and office space to attract testing or manufacturing of e-aviation unmanned aircraft systems to Kansas for FY 2026.
- Added \$3.0 million SGF for Cybersecurity Center for Excellence for FY 2026.
- Added \$2.0 million SGF for Level Up Kansas for FY 2026.
- Added \$1.0 million SGF, including \$500,000 to Kansas State University Salina and \$500,000 to the National Institute for Aviation Research, for a Purple UAS Certification Innovation Grant for FY 2026.
- Added \$1.0 million, all from ARPA interest, for the KC BioHub, if a federal grant is distributed to the entity, for FY 2026.
- Added \$1.0 million from the Economic Development Initiatives Fund (EDIF) for rural remote workplaces for FY 2026.
- Added \$500,000 EDIF for the Kansas Industrial Training program and the Kansas Industrial Retraining program for FY 2026.
- Added language to the Kansas Arts Commission prohibiting expenditures from being used to employ persons on a contractual basis and requiring 60.0 percent to be awarded to applicants located in counties with a population of 85,000 or less and 40.0 percent to be awarded to applicants located in counties with a population of more than 85,000 for FY 2026.
- Added language to the Sunflower Summer Program prohibiting reimbursements for venues in counties with a population of 15,000 or more that do not charge an admission fee to program participants and limiting reimbursement to one parent or guardian for FY 2026.
- Added language to the Rural Opportunity Zones program limiting funding to counties with a population of 15,000 or less.

- Added language to authorize the Kansas Development Finance Authority to issue STAR Bonds for any STAR Bond project for FY 2026.
- Added language regarding amusements parks and the definitions of large metropolitan mall STAR Bond projects and rural mall STAR Bond projects for FY 2026. Added language prohibiting project approvals unless a project attracts at least 30.0 percent of visitors from a distance of at least 100 miles and 20.0 percent of visitors from outside the state, except for rural development projects (including rural malls), which would need 20.0 percent of visitors from a distance of at least 100 miles and have no out-of-state visitor requirement. Added language requiring a minimum of \$50.0 million in capital investment and \$50.0 million in sales.
- Added language to include as a rural development a project in a county with a population less than 100,000 within the Kansas City or Wichita metropolitan statistical areas, of regional importance and with capital investment of at least \$3.0 million for FY 2026.
- Added language to authorize the Secretary of Commerce to approve vertical construction of any project within an approved STAR Bond project district in cities with a population less than 60,000 if such approval is granted prior to December 31, 2025, for FY 2026.

**Economic Development Initiatives Fund
(EDIF) Revenue Flow
(Dollars in Millions)**



Economic Development Initiatives Fund Revenue

Resource Estimate	FY 2025	FY 2026
Beginning Balance	\$ 9,486,469	\$ 3,791,215
Gaming Revenues	42,415,000	42,415,000
Other Income	-	-
Available Revenue	\$ 51,901,469	\$ 46,206,215
Less: Expenditures and Transfers	48,110,254	45,322,034
Ending Balance	\$ 3,791,215	\$ 884,181

FY 2025-FY 2026 EDIF Expenditures

Agency/Program	Approved FY 2025	Approved FY 2026
Department of Commerce		
Operating Grant	\$ 10,353,107	\$ 9,699,069
Broadband Development Program	1,095,416	-
Build Up Kansas	2,625,000	2,625,000
Emergency HEAL Grants	593,974	-
Governor's Council of Economic Advisors	275,642	204,500
HEAL Grants	1,502,617	1,500,000
International Trade Program	1,493,129	1,445,227
Kansas Arts Commission	1,547,482	1,000,000
Kansas Workforce Marketing	2,455,235	-
KIT/KIR Program	2,049,368	2,000,000
Main Street Program	977,797	850,000
MyReemployment Program	163,852	99,000
Older Kansans Employment Program	542,238	504,000
Public Broadcasting Grants	700,000	500,000
Quality Places	911,935	670,000
Registered Apprenticeship Program	1,173,677	1,000,000
Rural Champions	150,000	150,000
Rural Opportunity Zones Program	1,159,534	1,000,000
Rural Remote Workplaces	-	1,000,000
Semiquincentennial	-	73,000
Senior Community Service Employment	8,720	8,400
Small Business R&D Grants	1,025,000	500,000
Strong Military Bases Program	216,085	214,023
Sunflower Summer Program	3,812,709	3,000,000
Tourism Program	4,926,989	4,920,398
Work Based Learning	807,079	714,000
<i>Subtotal - Commerce</i>	<u>\$ 40,566,585</u>	<u>33,676,617</u>

FY 2025-FY 2026 EDIF Expenditures (cont.)

Board of Regents & Universities

Vocational Education Capital Outlay	\$	2,547,726	\$	-
Technology Innovation and Internship		206,312		-
EPSCOR		1,033,859		-
Community College Competitive Grants		500,000		-
KSU - ESARP		336,064		-
		<hr/>		
<i>Subtotal - Regents & Universities</i>	\$	4,623,961	\$	-

Department of Agriculture

Agriculture Marketing Program	\$	1,054,361	\$	1,000,000
-------------------------------	----	-----------	----	-----------

Department of Wildlife and Parks

Operating Expenditures	\$	2,092,831	\$	1,900,000
Parks Operations		2,398,625		2,200,000
National Guard and Veteran Licenses		123,891		124,000
		<hr/>		<hr/>
<i>Subtotal - Wildlife and Parks</i>	\$	4,615,347	\$	4,224,000

Kansas Department of Health and Environment

Healthcare Upskilling Training Program	\$	-	\$	1,000,000
--	----	---	----	-----------

State Treasurer

Talent Grant	\$	-	\$	1,500,000
--------------	----	---	----	-----------

Transfers:

Sheltered Workshop Transition Fund	\$	1,000,000	\$	1,000,000
State Housing Trust Fund		2,000,000		-
State Water Plan Fund		2,000,000		2,921,417
State General Fund		(7,750,000)		-
		<hr/>		<hr/>
<i>Subtotal - Transfers</i>	\$	(2,750,000)	\$	3,921,417

TOTAL	\$	48,110,254	\$	45,322,034
--------------	-----------	-------------------	-----------	-------------------

HUMAN SERVICES



Capt. Hall American Red Cross representative at Base Hospital No. 7, at Tours offering Red Cross services to sergeant Leslie J. Martin, from Greeley, Kansas

Lewis Wickes Hine, 1918

*Library of Congress Prints and Photographs Division
Washington, D.C. 20540 USA*

via <https://www.loc.gov/pictures/resource/anrc.17844/>

This page intentionally left blank.

HUMAN SERVICES

Approved FY 2026 Expenditures

Agency	State General Fund	All Funds	FTE Positions
Hospitals:			
Parsons State Hospital and Training Center	\$ 24,977,612	\$ 42,042,161	505.2
Kansas Neurological Institute	18,617,367	38,281,417	464.8
Larned State Hospital	78,952,969	90,501,997	896.5
Osawatomie State Hospital	51,758,535	66,259,266	530.7
<i>Subtotal - Hospitals</i>	<i>\$ 174,306,483</i>	<i>\$ 237,084,841</i>	<i>2,397.2</i>
Other Human Services:			
Department for Aging and Disability Services	\$ 1,474,660,715	\$ 3,741,414,598	381.6
Department for Children and Families	464,927,817	1,007,166,690	2,586.0
KDHE - Health and Health Care Finance	984,517,462	4,161,530,614	1,393.3
Department of Labor	10,195,675	239,006,633	444.8
Kansas Guardianship Program	1,429,874	1,429,874	10.0
Office of the Child Advocate	744,105	744,105	7.0
Commission on Veterans' Affairs Office, Soldiers'/ Veterans' Homes	15,778,802	39,087,354	376.0
<i>Subtotal - Other</i>	<i>\$ 2,952,254,450</i>	<i>\$ 9,190,379,868</i>	<i>5,198.7</i>
TOTAL	\$ 3,126,560,933	\$ 9,427,464,709	7,595.9
Percentage of Total State Budget	29.4 %	36.9 %	18.1 %

2025 Session Highlights Human Services

Larned State Hospital

- Added \$30.0 million SGF for contract nursing staff in FY 2025.
- Added language to prohibit Larned State Hospital from using contract agency nursing staff for FY 2027.

Osawatomie State Hospital

- Added \$8.0 million SGF to fund a budget shortfall for contract agency nursing staff in FY 2025.
- Added \$253,723 SGF to employ two additional psychologists for FY 2026.

Kansas Department for Aging and Disability Services

- Added \$131.5 million, including \$2.4 million SGF, in FY 2025 and added \$319.3 million, including \$87.0 million SGF, for FY 2026 to adopt the fall human services caseload revised estimate in FY 2025.
- Deleted \$150.3 million SGF to lapse a portion of the agency's SGF reappropriations, primarily related to SGF savings for the Home and Community Based Services (HCBS) waivers due to Federal Medical Assistance Percentage (FMAP) changes in FY 2025.
- Added \$75.5 million, including \$29.3 million SGF, for an add-on payment to nursing facilities of \$20 per day based on the number of Medicaid residents for FY 2026.
- Added \$14.0 million, including \$5.4 million SGF, to add 200 individuals from the Intellectual and Developmental Disability (I/DD) waitlist to the waiver for FY 2026.
- Added \$12.4 million, including \$4.8 million SGF, to fully rebase nursing facility reimbursement rates for FY 2026.
- Added \$10.5 million, including \$4.2 million SGF, to increase reimbursement rates for I/DD waiver services for FY 2026.

- Added \$4.0 million SGF to supplement federal block grant funding to provide substance use disorder treatment for FY 2026.
- Added \$4.0 million SGF for one-time grants to community mental health centers for FY 2026.
- Added \$6.2 million, including \$2.5 million SGF, to raise rates for Cognitive Rehabilitation, Physical Therapy, Occupational Therapy, Speech and Language Therapy, and Behavior Therapy services on the Brain Injury waiver from \$18.99 to \$25.00 per unit for FY 2026.
- Added \$2.0 million SGF for senior nutrition funding for FY 2026.
- Added \$2.0 million SGF to fund addictions psychiatry and child and adolescent psychiatry fellowships, nursing programs, and educational pathways for the Kansas Behavioral Health Center of Excellence for FY 2026.
- Added \$1.8 million SGF and added language directing the agency to expend the funds for workforce development for substance use disorder providers for FY 2026.
- Added \$4.2 million, including \$1.7 million SGF, to increase the specialized medical care rate from \$50 to \$55 per hour for the Technology Assisted and I/DD waivers for FY 2026.
- Added \$1.6 million SGF for the Problematic Sexual Behavior - Cognitive Behavioral Therapy program for additional training, clinician salaries, and expansion to rural and frontier communities for FY 2026.
- Added \$3.9 million, including \$1.5 million SGF, for a behavioral health add-on payment of \$175 per Medicaid day for nursing facilities for a pilot program capped at 125 participants for FY 2026.
- Added \$2.5 million, including \$953,750 SGF, to implement the Community Support Waiver for a partial year with 500 participants for FY 2026.
- Added \$650,000 SGF in one-time funding to renovate a homeless shelter for FY 2026.

- Added \$540,000 SGF to provide in-home services to low-income older individuals for FY 2026.
- Added \$1.2 million, including \$482,993 SGF, to increase the Medicaid rate for substance use treatment for adolescents from \$206 per day to \$375 per day for FY 2026.
- Added \$190,000 SGF to develop a comprehensive statewide long-term care resource guide, available in both digital and print format, for FY 2026.
- Deleted \$2.0 million SGF from the Mental Health Intervention Team program, and added \$2.0 million SGF for FY 2026 for the agency to issue a request for proposal for a single, school-based pilot program to provide telehealth services to students for FY 2026.
- Deleted \$4.0 million SGF for certified community behavioral health clinic planning grants for FY 2026.
- Added language requiring the agency to share eligibility information for program participants with the Kansas Department of Health and Environment (KDHE) and the Department for Children and Families (DCF) and requiring agencies to immediately take action concerning fraud identified by the Medicaid Inspector General for FY 2026.
- Added language to increase the lottery vending machine transfer from \$8.0 million, transferred based on monthly receipts, to \$10.0 million, at \$833,333 per month, for FY 2026.
- Added language to rebase rates for the Program for the All-Inclusive Care of the Elderly (PACE) at 90.0 percent of the amount that otherwise would have been paid (AWOP) for FY 2026.
- Added language to cap the waitlist for the I/DD waiver at 4,000 individuals and to cap the waitlist for the Physical Disability waiver at 1,800 individuals for FY 2026.
- Added language to provide 2.4 percent of the funds appropriated for new I/DD waiver slots to the community developmental disability organizations for administrative costs related to the new waiver slots for FY 2026. Deleted language directing the agency to register supplemental nursing staff companies for FY 2026.

Kansas Department for Children and Families

- Deleted \$3.7 million in FY 2025, including \$1.8 million SGF, for the Summer EBT Program and appropriated the same amount to the State Finance Council. Added language requiring that the funds be released to DCF upon the certification by the Secretary for Children and Families that a waiver has been submitted exempting candy and soda from EBT purchases. This action was certified by the State Finance Council on May 13, 2025.
- Deleted \$52.7 million, including \$30 million SGF, in reappropriations in FY 2025.
- Added \$10.0 million SGF to adopt the spring human services caseload estimate in FY 2025.
- Added \$1.7 million, including \$825,000 SGF, to administer the Summer EBT Program for FY 2026.
- Added \$600,000 SGF in one-time funding to the Vocational Rehabilitation Aid and Assistance Account, and added language directing the agency to expend funds for an organization to provide home-based services to individuals of all ages who are blind or have low vision for FY 2026.
- Added \$300,000 in one-time funding, all from the Temporary Assistance for Needy Families block grant, and added language directing the agency to expend funds for an organization to provide community-based and school-based one-to-one mentoring for youth ages 6 to 25 for FY 2026.
- Added \$215,000 SGF in one-time funding to the Vocational Rehabilitation Aid and Assistance Account, and added language directing the agency to expend funds for the purpose of operating the Guided Independent Living Assessment program — a pilot project with the Cerebral Palsy Research Foundation of Kansas — to assist young adults with disabilities in developing life skills for FY 2026.
- Deleted \$1.1 million, all from the Children's Initiatives Fund, to instead fund the Workforce Registry for child care using existing resources for FY 2026.

- Added \$883,200, including \$380,748 from American Rescue Plan Act (ARPA) interest, to purchase 800 licenses for client management software for FY 2026.
- Added language to appropriate the SparkWheel Program Fund as a no-limit, special revenue fund for FY 2026. Added language to transfer \$50,000 from the Kansas State Department of Education to the SparkWheel Program Fund of DCF for FY 2026.
- Added \$375,000 SGF and added language that expenditures shall be made to provide additional deaf and hard of hearing services for FY 2026.
- Deleted \$14.1 million all funds, including deleting \$8.1 million SGF and adding \$400,000 Temporary Assistance for Needy Families (TANF) Cash Assistance, to adopt the fall human services caseload estimate for FY 2026. The FY 2026 estimate for TANF Cash Assistance is \$9.7 million, all from federal funds, which is the same as the FY 2025 revised estimate. The FY 2026 estimate for the Foster Care program is \$329.0 million, including \$232.0 million SGF.

Office of the Child Advocate

- Added \$680,930 SGF for operating expenditures in FY 2025. This included a transfer of \$133,016 SGF from the Department of Administration to the Office of the Child Advocate.
- Added \$198,049 SGF to hire two Case Investigative Analysts for FY 2026.

Kansas Department of Health and Environment – Health and Health Care Finance

- Deleted \$23.5 million SGF in funds that were reappropriated from FY 2024 to FY 2025.
- Added \$16.2 million, including \$4.8 million SGF, in FY 2025 and added \$16.7 million, including \$5.0 million SGF, for FY 2026 for the agency's contract with Gainwell Technologies.
- Deleted \$58.1 million in FY 2025 and \$51.9 million for FY 2026, all from federal funds, for the Children's Health Insurance Program.

- Added \$7.8 million in FY 2025 and \$1.4 million for FY 2026, all from federal funds, for epidemiology and laboratory capacity grant funding.
- Deleted \$29.8 million, including \$28.1 million SGF, in FY 2025 and added \$108.8 million, including \$56.1 million SGF, for FY 2026 to adopt the fall human services caseload estimates.
- Added \$13.8 million, all from federal funds, for immunization grants in FY 2025.
- Deleted \$5.0 million, all from federal funds, for rural hospital innovation grants in FY 2025.
- Added \$6.1 million, all from federal funds, for the Strengthening Public Health Grant in FY 2025.
- Added \$10.0 million SGF for hospitals providing inpatient behavioral health services for adults for FY 2026.
- Added \$632,471, including \$242,584 SGF, and language instructing the agency to allow reimbursement for assessment and care planning for individuals with Alzheimer's for FY 2026.
- Added \$215,117, including \$82,508 SGF, and language requiring the state Medicaid program to provide reimbursement for diagnostic evaluations and annual preventative maintenance, and to eliminate any requirement of prior authorization for these services or the repair of any complex wheelchair for FY 2026.
- Added \$1.9 million, including \$742,610 SGF, to increase the rate for dentistry code G0330 from \$1,722 to \$2,500 for FY 2026.
- Added \$10.0 million, including \$4.0 million SGF, to increase Medicaid dental rates and language directing the agency to compile data on provider enrollment and utilization before and after the rate increase for FY 2026.
- Added language requiring critical access hospitals and rural emergency hospitals to pay the Health Care Access Improvement Program provider assessment as long as their annual revenues are above the threshold established by the Health Care Access Improvement Panel for FY 2026.

- Added language to transfer \$8.7 million in interest from the Health Care Access Improvement Program fund to the SGF for FY 2026.
- Added \$2.7 million, including \$1.0 million SGF, to increase Medicaid reimbursement rates for sick and acute pediatric visits for FY 2026.
- Added \$550,000 SGF to fund Project Access, Health Access, and Wy Jo Care for FY 2026.
- Added \$250,000 for disease control and prevention for FY 2026.
- Added \$1.1 million, including \$420,000 SGF, to raise the rate for vagus nerve stimulation implants from \$21,840 to \$40,000 and the rate for re-implant from \$10,652 to \$30,000 for FY 2026.
- Added \$4.1 million, all federal funds, for the HIV care formula grant in FY 2025.
- Added language to create an interim study committee to examine KanCare 3.0, including, but not limited to, the requirements, actions, and rules of the agencies administering the program, the execution of the program, and any actuarial and financial concerns and practices for FY 2026.
- Added \$1.0 million SGF for rural community health centers with primary family medicine resident educational sites for FY 2026.
- Deleted \$2.0 million SGF to reimburse hospitals that are operating as rural emergency hospitals without the designation as such for FY 2026.

Department of Labor

- Added \$445,168, including \$267,101 SGF and \$178,067 from the Workers Compensation Fee Fund, to replace three air conditioning units at its Topeka office in FY 2025.

Kansas Office of Veterans' Services

- Added \$16.2 million from the State Institutions Building Fund in unspent funds for the construction of a new Veterans' Home in Topeka in FY 2025.

Children's Initiatives Fund Expenditures

	FY 2025 Approved	FY 2026 Approved
Department of Health and Environment:		
Healthy Start/Home Visitor	\$ 1,791,545	\$ 1,660,924
Infants and Toddlers Program	5,800,000	5,800,000
SIDS Network Grant	122,106	122,106
Smoking Cessation/Prevention Program Grants	1,001,960	1,001,960
Child Care Health and Safety Grants	1,300,000	-
<i>Subtotal - KDHE</i>	\$ 10,015,611	\$ 8,584,990
Department for Children and Families:		
Child Care Services	\$ 5,033,679	\$ 5,033,679
Workforce Registry	1,100,000	-
<i>Subtotal - DCF</i>	\$ 6,133,679	\$ 5,033,679
Department of Education:		
Parents as Teachers	\$ 9,609,869	\$ 9,437,635
Pre-K Pilot	4,244,504	4,200,000
Early Childhood Infrastructure	2,033,506	1,419,196
Combined Block Grant	24,906,341	23,720,493
Children's Cabinet Accountability Fund	375,000	375,000
Public-Private Partnership	5,000,000	-
Imagination Library	1,827,144	1,500,000
Childcare Accelerator Grants	-	250,000
<i>Subtotal - Department of Education</i>	\$ 47,996,364	\$ 40,902,324
Statewide Pay Plan	\$	\$ 6,848
TOTAL	\$ 64,145,654	\$ 54,527,841

Children's Initiatives Fund Revenue

	FY 2025	FY 2026
BEGINNING BALANCE	\$ 4,126,405	\$ 2,229,156
Plus: Other Income		
Released Encumbrance	-	-
Average Daily Balance Interest	500,000	200,000
KEY Fund Transfer	61,748,405	52,098,685
Available Revenue	\$ 66,374,810	\$ 54,527,841
Less Expenditures	64,145,654	54,527,841
Lapse of Encumbrance	-	-
Transfer to SGF	-	-
ENDING BALANCE	\$ 2,229,156	\$ -

State Hospitals
Capacity and Average Daily Census
(As of 6/1/2025)

	Bed Capacity	Average Daily Census	Occupancy
Mental Health Facilities:			
<i>Larned State Hospital</i>			
Psychiatric Services Program	90	73	81.1%
State Security Program	140	89	63.6
<i>Osawatomie State Hospital</i>			
Osawatomie State Hospital	116	101	87.1%
Adair Acute Care	43	19	44.2
TOTAL MH Facilities	389	282	72.5%

Intellectual Disability Facilities:

<i>Kansas Neurological Institute</i>	119	114	95.8%
<i>Parsons State Hospital and Training Center</i>	336	144	42.9
TOTAL I/D Facilities	455	258	56.7%

Sexual Predator Treatment Program:

<i>Larned State Hospital</i>			
SPTP Program	274	241	88.0%
Meyers Reintegration Unit	16	7	43.8
<i>Osawatomie State Hospital*</i>			
Osawatomie State Hospital*	16	7	43.8
<i>Parsons State Hospital and Training Center*</i>			
Parsons State Hospital and Training Center*	16	9	56.3
TOTAL SPTP Program	322	264	82.0%

* The main campus for the Sexual Predator Treatment Program (SPTP) is at Larned State Hospital; however, both Osawatomie State Hospital and Parsons State Hospital and Training Center maintain reintegration units.

State Hospitals Census Information (As of 6/1/2025)

	Admissions	Average Days on Waitlist	Average Stay
Mental Health Facilities:			
<i>Larned State Hospital</i>			
Psychiatric Services Program	475	5	65 days
State Security Program	184	211	141 days
<i>Osawatomie State Hospital</i>			
Osawatomie State Hospital	168	8	139 days
Adair Acute Care	989	4	13 days
Intellectual Disability Facilities:			
<i>Kansas Neurological Institute</i>			
	4	-	33 years
<i>Parsons State Hospital and Training Center</i>			
	11	540	19 years

EDUCATION



Donna Rae, Linda Kay Andes

Donna Kay, Linda Kay
Andes

- Danny, Dianna Sanford

**Four Children on a Merry-Go-Round, Lecompton Grade
School, Lecompton, Kansas**

Kansas State Historical Society,
Copy and Reuse Restrictions Apply
via <https://www.kansasmemory.org/item/440684>

This page intentionally left blank.

EDUCATION

Approved FY 2026 Expenditures

Agency	State General Fund	All Funds	FTE Positions
K-12 Education:			
Department of Education	\$ 4,981,015,944	\$ 6,680,630,533	270.9
Regents:			
Board of Regents	\$ 368,480,433	475,228,368	58.0
Emporia State University	48,313,448	120,375,349	736.4
Fort Hays State University	51,787,865	178,787,422	993.0
Kansas State University	151,899,979	749,302,903	3,651.5
KSU-ESARP	58,780,331	179,512,114	1,148.0
KSU-Vet. Medical Center	20,668,527	81,519,892	637.0
KU Medical Center	130,976,319	642,252,733	3,821.6
Pittsburg State University	53,872,986	126,064,074	784.1
University of Kansas	192,458,224	1,016,770,387	5,149.0
Wichita State University	120,089,760	802,722,169	2,718.9
<i>Subtotal - Regents</i>	<u>\$ 1,197,327,872</u>	<u>\$ 4,372,535,411</u>	<u>19,697.5</u>
Other Education:			
Kansas Historical Society	\$ 5,538,077	9,115,353	76.5
School for the Blind	8,255,830	14,201,021	89.5
School for the Deaf	12,577,676	17,970,322	140.7
State Library	4,588,607	6,710,992	29.5
<i>Subtotal - Other</i>	<u>\$ 30,960,190</u>	<u>\$ 47,997,688</u>	<u>336.2</u>
TOTAL	<u>\$ 6,209,304,006</u>	<u>\$ 11,101,163,632</u>	<u>20,304.6</u>
Percentage of Total State Budget	58.5%	43.5%	48.3%

2025 Session Highlights Education

Kansas State Department of Education

- Deleted \$171.1 million, including \$121.4 million SGF, in FY 2025; deleted \$218.1 million, including \$182.1 million SGF, for FY 2026; and added \$6.1 billion, including \$5.0 billion SGF, for FY 2027, all to adopt the Fall 2024 Education Consensus Estimates on school finance.
- Deleted \$2.1 million SGF in reappropriations for state aid to juvenile detention facilities and Flint Hills Job Corps Center grants in FY 2025.
- Deleted \$50,000, all from special revenue funds, for SparkWheel in both FY 2025 and FY 2026.
- Added \$10.0 million SGF, for a total of \$611.0 million per year, for Special Education State Aid in FY 2026 and FY 2027.
- Added \$1.25 million, including \$1.0 million SGF and \$250,000 from the Children's Initiatives Fund (CIF), for a public-private partnership under the purview of the Kansas Children's Cabinet for child care facility operations in southwest Kansas for FY 2026.
- Deleted \$5.0 million SGF for Safe and Secure School grants for FY 2026.
- Deleted \$1.8 million SGF for the Professional Development Program for FY 2026.
- Deleted \$1.3 million SGF for the Mentor Teacher Program for FY 2026.
- Deleted \$1.0 million SGF for Computer Science Advancement grants for FY 2026.
- Added language directing the agency to expend \$354,500, all from existing funds, to pay USD 112 (Central Plains) for 500 adult virtual school credits for FY 2026.
- Added language directing that no less than \$320,000, all from existing resources, be used to develop and implement

a youth career program for grades 6 through 8, and the funds require a match of non-state moneys on the basis of \$1 non-state to \$2 of state funding for FY 2026.

- Added language encouraging expenditures from existing funds to be used to expand current efforts to train both elementary and middle school teachers in the area of Science of Reading, including assisting students reach grade-level literacy, for FY 2026.

Kansas Board of Regents

- Added \$40,594 from the Economic Development Initiatives Fund (EDIF) in FY 2025, and added \$993,265 SGF and deleted \$993,265 SEDIF for FY 2026, all for the Experimental Program to Stimulate Competitive Research.
- Added \$1.8 million SGF for student financial aid at Washburn University in FY 2025.
- Added \$5.8 million SGF for National Institute for Student Success Playbooks at state institutions and Washburn University for FY 2026.
- Added \$3.3 million SGF to the Washburn operating grant for FY 2026.
- Added \$12.0 million SGF for the Regional Growth and Development initiative for FY 2026. This will designate \$3.8 million to Pittsburg State University (PSU), \$3.8 million to Emporia State University (ESU), and \$4.4 million to Fort Hays State University (FHSU).
- Added \$7.0 million SGF to the Technical Colleges operating grant to be divided equally among the technical colleges for FY 2026.
- Added \$4.0 million SGF for Tiered Technical Education to be allocated to the designated schools for FY 2026.
- Added \$3.9 million SGF for Tuition Technical Education to be allocated to the designated schools for FY 2026.

- Added \$14.3 million SGF for the Two-year College Apprenticeship account to be distributed to the designated schools for FY 2026.
- Added \$10.5 million SGF for Two-year Colleges Student Success Initiatives to be allocated to the designated schools for FY 2026.
- Deleted the \$32.7 million SGF transfer to the Kansas Campus Restoration Fund account for FY 2026, and added \$30.2 million in special revenue funds, including \$7.0 million SGF, for the Kansas Campus Restoration Fund to be distributed proportionately for FY 2026.
- Added language to create the Blue Ribbon Higher Education Taskforce for FY 2026.
- Deleted \$10.0 million SGF for the Kansas Blueprint for Literacy for FY 2026.

Emporia State University

- Added \$5.1 million, including \$3.7 million from the Educational Building Fund (EBF), in FY 2025, and added \$1.4 million, all from special revenue funds, for FY 2026 for deferred maintenance projects at ESU.
- Added \$4.7 million, all from special revenue funds, for tuition revenue increases in FY 2025.
- Added \$3.6 million, all from federal funds, for the construction of the new Nursing and Student Wellness Center in FY 2025.
- Added \$1.2 million SGF for state capital renewal projects at ESU in FY 2025.
- Added \$1.2 million SGF for student financial aid at ESU in FY 2025 and FY 2026.
- Added \$2.2 million SGF for salaries and benefits due to program reductions and for costs associated with legal expenses for FY 2026.

Fort Hays State University

- Added \$4.7 million EBF for deferred maintenance projects in FY 2025.
- Added \$750,000 SGF for the Professional Workforce Development program in FY 2025.
- Added \$1.5 million SGF for the state capital renewal projects at FHSU in FY 2025.
- Added \$3.5 million SGF for student financial aid at FHSU in FY 2025 and FY 2026.

Kansas State University

- Added \$41.3 million, all from special revenue funds, for the Ag Innovation Initiative in FY 2025.
- Added \$18.5 million EBF for rehab and repair projects in FY 2025.
- Added \$8.5 million, all from federal funds, in FY 2025 and added \$7.5 million, all from federal funds, for FY 2026 for federal research grant projects.
- Added \$7.1 million, all from special revenue funds, in FY 2025 and added \$11.7 million, all from special revenue funds, for FY 2026 for deferred maintenance projects.
- Added \$6.0 million SGF for state capital renewal projects at Kansas State University (KSU) in FY 2025.
- Added \$4.0 million SGF for student financial aid at KSU in FY 2025 and FY 2026.
- Added \$2.3 million SGF for operating adjustments at KSU in FY 2025.
- Added \$250,000 SGF for the animal diagnostic laboratory in FY 2025.
- Added language authorizing bonding authority of \$23.5 million for capital improvement projects related to animal science,

agronomy research, Global Center for Grain, and Call Hall and Weber Hall for FY 2026.

- Added \$53.1 million, all special revenue funds, for Ag Innovation capital projects and rehabilitation and repair for FY 2026.
- Added \$16.2 million, all special revenue funds, for housing projects for FY 2026.
- Added \$6.0 million, all from special revenue funds, for the Ag Innovation Initiative and the renovation of classrooms on the main campus for FY 2026.

Kansas State University – ESARP

- Added \$2.2 million, all from the Restricted Fee Fund, in FY 2025 and added \$2.5 million, all from special revenue funds, for FY 2026 for increases in research and salaries and wages.
- Deleted \$5.0 million SGF from the cooperative extension operating account for FY 2026.

Kansas State University – Veterinary Health Center

- Added \$1.6 million in FY 2025 and \$1.6 million for FY 2026, all from the University Federal Fund, for research initiatives at the Biomedical Core Facilities.
- Added \$5.9 million, all from the Restricted Fee Fund, for animal suite renovations at Mosier Hall in FY 2025.
- Added \$5.1 million in FY 2025 and \$5.0 million for FY 2026, all from the Veterinary Health Center Fund, for new Veterinary Assistant and Diagnostic Technician positions at the Veterinary Health Center.
- Added \$2.0 million SGF for Veterinary Health Center operating expenditures for FY 2026.
- Added language authorizing bonding authority of \$128.0 million for the construction of a veterinary diagnostic laboratory on the Manhattan campus and added language requiring an additional \$2.0 million from private donations for FY 2026 and FY 2027.

Pittsburg State University

- Added \$10.3 million, all from special revenue funds, including \$4.6 million EBF, for deferred maintenance projects at PSU in FY 2025.
- Added \$3.1 million, all from federal funds, for the Gorilla Rising project and public broadcasting program at PSU in FY 2025.
- Added \$2.9 million in FY 2025 and FY 2026, all from restricted fee funds, for scholarships and grants at PSU.
- Added \$1.5 million SGF for state capital renewal projects in FY 2025.
- Added \$1.8 million SGF in FY 2025 and FY 2026 for student financial aid at PSU.

University of Kansas

- Deleted \$760,809 SGF and added \$760,809 American Rescue Plan Act (ARPA) funds for an airborne electromagnetic survey in FY 2025.
- Added \$16.6 million EBF for rehab and repair projects in FY 2025.
- Added \$105.3 million, all from restricted fee funds, for capital improvement projects in FY 2025.
- Added \$8.3 million SGF for State Finance Council certification regarding diversity, equity, and inclusion (DEI) practices in FY 2025.
- Added language authorizing bonding authority of \$100.0 million for student housing needs on the Lawrence campus in FY 2025 and FY 2026.
- Added language authorizing bonding authority of \$276.0 million to refinance bonds for the University of Kansas Central District Development project for FY 2026 and FY 2027.
- Added \$18.4 million, all from federal funds, for grant compensation and scholarships for FY 2026.

- Added \$1.7 million from the State Water Plan Fund for the Kansas Geological Survey for FY 2026.

University of Kansas Medical Center

- Added \$7.0 million EBF for deferred maintenance projects at the University of Kansas Medical Center (KUMC) in FY 2025.
- Added \$3.2 million, all from special revenue funds, to the Sponsored Research Overhead account for capital improvements in FY 2025.
- Added \$2.7 million in FY 2025 and \$4.1 million for FY 2026, all from direct medical reimbursement funds, for reimbursement payments from the KU Hospital to KUMC .
- Added \$20.4 million in FY 2025 and \$23.1 million for FY 2026, all from restricted fee funds, for Cancer Center operations.
- Added \$7.0 million, all from federal funds, for research grants for administrative staff and medical personnel in FY 2025.
- Added \$2.3 million SGF for state capital renewal projects at the university in FY 2025.
- Added \$1.1 million SGF for student financial aid at KUMC in FY 2025 and FY 2026.
- Added \$1.9 million SGF to the newly created Specialty Medical Student Loan Program and added language to reappropriate any remaining funding to the newly appropriated account for FY 2026.
- Added language authorizing bonding authority for the Cancer Center for \$100.0 million for FY 2026.
- Added \$9.3 million, all from federal funds, for research grants and for administrative staff and medical personnel for FY 2026.

Wichita State University

- Added \$6.8 million EBF for rehab and repair projects in FY 2025.

- Added \$19.9 million in FY 2025 and \$14.0 million for FY 2026, all from federal funds, for federal research grants and associated expenditures.
- Added \$30.0 million, all from special revenue funds, to the Health Collaboration account for the Health Science Education Center project in FY 2025.
- Added \$4.2 million SGF for student financial aid at the University in FY 2025 and for FY 2026.
- Added \$5.0 million SGF for aviation research for FY 2026.
- Added \$14.2 million, all from the general fee fund, for capital improvement projects for FY 2026.

Kansas State Historical Society

- Added \$40,000 SGF for a Quindaro Ruins Task Force in FY 2025, with a report to the House Committee on Appropriations and the Senate Committee on Ways and Means on or before January 12, 2026.
- Added \$86,293 SGF and 2.0 non-FTE positions for cage elevator attendants at the State Capitol building for FY 2026.

Kansas State School for the Blind

- Added \$270,000 from the State Institutions Building Fund (SIBF) to replace a gas line for FY 2026.
- Added \$180,000 SIBF to continue abating asbestos in utility tunnels for FY 2026.

Kansas State School for the Deaf

- Added \$300,000 SGF to the Classroom Resource Teacher Fund for FY 2026.
- Added \$710,000 SIBF for abating hazardous material (\$90,000), repairing utility service tunnels (\$200,000), replacing a roof on the Taylor Gym (\$350,000), and installing a new campus gas service line (\$70,000) for FY 2026.

Kansas State Library

- Deleted \$486,000 SGF for State Grants-in-Aid to libraries for FY 2026, and deleted language regarding a base amount of \$1,000 to each eligible library and the base amount for each regional library system for FY 2026. (Note: The per capita amount for State Grants-in-Aid to libraries remains in the budget for FY 2026.)

State University Expenditures Summary

	Actual FY 2024	Approved FY 2025	Approved FY 2026
Operating Expenditures:			
State General Fund	\$ 809,021,486	\$ 1,028,710,633	\$ 828,847,439
General Fees Fund	757,717,477	805,944,764	815,665,445
Other Funds	1,885,869,527	1,724,773,460	1,956,352,722
<i>Subtotal - Operating Expenditures</i>	<i>\$ 3,452,608,490</i>	<i>\$ 3,559,428,857</i>	<i>\$ 3,600,865,606</i>
Capital Improvements	327,588,995	916,739,151	296,441,437
TOTAL	\$ 3,780,197,485	\$ 4,476,168,008	\$ 3,897,307,043
Percentage Change:			
All Funds	157.19%	18.41%	(12.93)%
General Fees Funds	2.13%	6.36%	1.21%
State General Fund	11.14%	27.15%	(19.43)%
FTE Positions	19,365.6	19,639.5	19,639.5

Notes: Excludes the budget for the Board of Regents. General Fees Fund for FY 2026 does not include tuition increases approved by the Board of Regents subsequent to the end of the 2025 Legislative Session.

State Universities Enrollment and Expenditure Trends

Enrollment	Fall '15	Fall '16	Fall '17	Fall '18	Fall '19	Fall '20	Fall '21	Fall '22	Fall '23	Fall '24
	Headcount Students	94,280	94,301	94,062	94,459	94,630	91,282	89,747	104,712	103,237
FTE Students	76,212	75,679	74,848	74,308	73,582	70,905	69,170	73,474	72,856	73,603
Expenditures (in Millions)	FY '17	FY '18	FY '19	FY '20	FY '21	FY '22	FY '23	FY '24	FY '25	FY '26
Operating Expenditures	\$2,437.0	\$2,476.0	\$2,620.0	\$2,693.7	\$2,595.2	\$2,581.2	\$3,160.6	\$3,065	\$3,194.6	\$3,242.5
SGF Expenditures	565.5	560.8	581.8	621.0	603.7	891.6	727.9	\$809.0	\$1,028.7	\$828.8
Tuition (General Fees)	813.8	751.9	766.7	732.7	696.9	724.4	741.9	757.7	\$805.9	\$815.7
Expenditures		Enrollment								
Operating	SGF	Tuition	FTE			Headcount			Students	
5-Year Percent Change	23.1%	70.4%	15.6%	9.1%	(1.0)%	(1.0)%	(1.0)%	(1.0)%	(1.0)%	(1.0)%
10-Year Percent Change	31.1%	81.9%	(1.0)%	9.5%	(4.4)%	(4.4)%	(4.4)%	(4.4)%	(4.4)%	(4.4)%

State Aid and Other Assistance to K-12 Education
FY 2024 (Actual) - FY 2026 (Approved) (Dollars in Thousands)

Program	Actual FY 2024	Approved FY 2025	Approved FY 2026	Change FY 2025-2026
State General Fund Expenditures:				
State Foundation Aid	\$ 2,549,289	\$ 2,711,388	\$ 2,841,212	\$ 129,823
Supplemental State Aid (Local Option Budget)	560,294	595,000	621,000	26,000
Special Education State Aid	528,137	601,043	611,019	9,976
KPERS-USDs	523,966	509,070	527,623	18,552
KPERS-Non-USDs	30,727	29,482	33,882	4,400
Capital Improvement State Aid	208,941	208,000	208,000	-
Capital Outlay State Aid	100,317	103,000	107,000	4,000
Juvenile Detention	4,049	5,061	5,061	-
School Food Assistance	2,510	2,510	2,510	-
MHIT Pilot Program ^(a)	12,648	-	-	-
School Safety and Security Grants	5,000	5,000	-	(5,000)
All Other SGF Expenditures	5,836	6,023	2,592	(3,431)
Subtotal - SGF	\$ 4,531,715	\$ 4,775,577	\$ 4,959,898	\$ 184,321

State Aid and Other Assistance to K-12 Education

FY 2024 (Actual) - FY 2026 (Approved) (Dollars in Thousands) (cont.)

Other Funds Expenditures	Actual		Approved		Change
	FY 2024	FY 2025	FY 2025	FY 2026	FY 2025-2026
20-Mill Local Property Tax ^(b)	\$ 861,840	\$ 843,100	\$ 843,100	\$ 874,000	\$ 30,900
School District Finance Fund ^(b)	-	67,488	67,488	68,000	512
Mineral Production Fund ^(b)	63,510	65,000	65,000	65,000	-
Capital Improvement State Aid	16,029	9,376	9,376	7,411	(1,965)
ELARF (KPERs-Non-USDs)	43,789	42,827	42,827	41,428	(1,399)
Other State Aid ^(c)	41,964	49,379	49,379	42,380	(7,000)
Federal ESEA Act ^(d)	347,167	141,792	141,792	17,957	(123,835)
Federal School Food Assistance	246,321	245,779	245,779	240,133	(5,646)
Federal Special Education Grants	126,505	108,961	108,961	126,505	17,545
TANF Children's Programs	3,867	4,132	4,132	4,132	-
Other Federal Aid	301,321	166,092	166,092	178,057	11,965
<i>Subtotal</i>	<u>\$ 2,052,312</u>	<u>\$ 1,743,927</u>	<u>\$ 1,743,927</u>	<u>\$ 1,665,004</u>	<u>\$ (78,924)</u>
TOTAL- K-12 Aid and Other Assistance	<u>\$ 6,584,028</u>	<u>\$ 6,519,504</u>	<u>\$ 6,519,504</u>	<u>\$ 6,624,902</u>	<u>\$ 105,397</u>

(a) As of FY 2025, the MHIT program can be found in the KDADS budget, not the KSDE budget.

(b) Part of State Foundation Aid.

(c) Includes state aid programs administered by the Kansas Children's Cabinet.

(d) The drop between FY 2025 and FY 2026 is due to the ending of COVID-19 relief funding.

PUBLIC SAFETY



Kansas Highway Patrol, Topeka, Kansas, 1957
Kansas State Historical Society,
Copy and Reuse Restrictions Apply
via <https://www.kansasmemory.org/item/226613>

This page intentionally left blank.

PUBLIC SAFETY

Approved FY 2026 Expenditures

Agency	State General Fund	All Funds	FTE Positions
Corrections:			
Department of Corrections and Correctional Industries	\$ 273,355,540	\$ 311,025,026	555.0
Adult Facilities:			
El Dorado Correctional Facility	\$ 49,231,720	\$ 49,246,720	492.0
Ellsworth Correctional Facility	24,716,841	24,731,841	235.0
Hutchinson Correctional Facility	53,908,790	53,998,790	504.0
Lansing Correctional Facility	52,171,628	52,471,628	478.0
Larned State Correctional Facility	19,554,845	19,554,845	187.0
Norton Correctional Facility	26,306,771	26,571,806	253.0
Topeka Correctional Facility	25,407,022	25,721,937	267.0
Winfield Correctional Facility	27,993,664	28,576,552	257.0
<i>Subtotal - Adult Facilities</i>	<u>\$ 279,291,281</u>	<u>\$ 280,874,119</u>	<u>2,673.0</u>
Juvenile Facilities:			
Kansas Juvenile Correctional Complex	\$ 29,231,774	\$ 29,780,113	248.5
Other Public Safety:			
Adjutant General's Department	\$ 15,280,271	\$ 93,189,776	299.9
Kansas Bureau of Investigation	45,424,628	59,891,376	371.5
Emergency Medical Services Board	-	3,174,503	14.0
State 911 Board	2,000,000	43,080,285	14.0
State Fire Marshal	-	11,394,783	68.5
Kansas Highway Patrol	-	157,360,990	880.0
Sentencing Commission	13,435,931	13,486,471	15.0
Commission on Peace Officers' Standards and Training	-	1,217,446	7.0
<i>Subtotal - Other</i>	<u>\$ 76,140,830</u>	<u>\$ 382,795,630</u>	<u>1,669.9</u>
TOTAL	<u><u>\$ 658,019,425</u></u>	<u><u>\$ 1,004,474,888</u></u>	<u><u>5,146.4</u></u>
Percentage of Total State Budget	6.2 %	3.9 %	12.2 %

2025 Session Highlights

Public Safety

Adjutant General

- Added \$22.4 million, all from the American Rescue Plan Act (ARPA), for the State Defense Building project in FY 2025.
- Added \$12.9 million in FY 2025 and deleted \$10.3 million for FY 2026, all from federal disaster relief funds, for disaster mitigation.
- Added \$13.6 million, including \$1.6 million SGF, for reimbursement payments related to state disaster events in FY 2025.
- Deleted \$6.4 million, all from Defense Appropriations Act moneys, in FY 2025 and deleted \$7.6 million, all from Defense Appropriations Act moneys, for FY 2026 for reduced capital improvement projects.
- Added \$1.6 million SGF to restore the previously lapsed reappropriation for FEMA-approved disaster relief projects not always occurring at their anticipated time in FY 2025, for a total reappropriation of \$19.1 million.
- Added \$400,000 SGF in FY 2025 and added \$500,000 SGF for FY 2026 for planning, training, exercises, disaster response, and recovery activities to partially compensate the Kansas Division of Emergency Management for reductions to federal grant moneys.
- Added \$19.6 million, including \$2.3 million SGF, for state disaster funds for FY 2026.
- Deleted \$5.4 million, including \$1.0 million SGF, to remove the Trembly-White Readiness Center capital project for FY 2026.

Kansas Bureau of Investigation

- Deleted \$428,915, all from special revenue funds, in FY 2025 and deleted \$4.4 million, including \$4.8 million SGF, for FY 2026 for a reorganization of the agency's structure.

- Added \$29,618 SGF to restore the previously lapsed reappropriation for methamphetamine laboratory cleanups in FY 2025.
- Added \$355,363 SGF for two new IT officers for FY 2026.
- Added language authorizing the agency to issue up to \$80.0 million in bonds for a new Kansas Bureau of Investigation (KBI) headquarters, to be located in downtown Topeka, for FY 2026 and FY 2027. Added language stating any ARPA State Relief Fund moneys not expended will be redirected as a down payment before bond issuance, or as initial principal payments on issued bonds, for the KBI headquarters, and added language to pursue historic tax credits for the building, all for FY 2026 and FY 2027.

Kansas Department of Corrections

- Deleted \$19.5 million SGF in FY 2025 and deleted \$19.6 million SGF for FY 2026 for shrinkage reduction.
- Added \$12.4 million SGF for increased expenditures for the Evidence-based Juvenile Program in FY 2025.
- Deleted \$10.0 million SGF to partially remove reappropriations for the Evidence-based Juvenile Program in FY 2025.
- Added \$8.5 million, all from special revenue funds, for increased expenditures by the Kansas Correctional Industries in FY 2025.
- Added \$5.4 million SGF in FY 2025 and added \$8.3 million SGF for FY 2026 to fully fund the medical contract.
- Added \$4.0 million SGF to fund deferred rehab and repair projects for FY 2026.
- Added \$1.7 million SGF to fully fund the food service contract for FY 2026.
- Added language to increase the expenditure limitation to Jobs for America's Graduates – Kansas by \$2.0 million SGF from the Evidence-based Juvenile Program, for a total expenditure limitation of \$5.5 million, for FY 2026.

- Added language directing the agency to appropriate \$1.0 million SGF, using existing Evidence-based Juvenile Program funds, to the O'Connell Children's Shelter for FY 2026.

Correctional Facilities

- Added \$21.0 million SGF in FY 2025 and added \$20.5 million SGF for FY 2026 for shrinkage reduction across most correctional facilities.
- Deleted \$5.3 million SGF in FY 2025 and deleted \$2.5 million SGF for FY 2026 to convert shift differential to base pay across all facilities.
- Added \$4.0 million SGF in FY 2025 and added \$4.0 million SGF for FY 2026 for overtime pay for the Hutchinson Correctional Facility.
- Added \$2.4 million SGF in FY 2025 and added \$2.9 million SGF for FY 2026 for new units at the Lansing Correctional Facility.
- Added \$961,099 SGF in FY 2025 and added \$1.4 million SGF for FY 2026 for inmate incentive pay at certain facilities.
- Deleted \$639,573 SGF in FY 2025 and deleted \$997,940 SGF for FY 2026 for utilities at the Topeka Correctional Facility.
- Added \$380,721 SGF in FY 2025 and added \$394,672 SGF for FY 2026 for increases in food services at the Kansas Juvenile Correctional Complex.

Kansas Highway Patrol

- Added \$1.5 million, all from special revenue funds, for the one-time purchase of body-worn cameras in FY 2025.
- Added \$500,000, all from the State Highway Fund, to fund one-time repairs to facilities at the Salina Training Academy in FY 2025.
- Added \$3.0 million, all from special revenue funds, for salaries and wages for FY 2026.

- Added \$24.0 million, all from ARPA interest, for a one-time construction of a central dispatch center in Salina for FY 2026.
- Added language for the lease payment from existing resources in FY 2026, and added \$650,000, all from the State Highway Fund, for the lease payment for FY 2027 of a build-to-suit hangar facility at the Colonel James Jabara Airport.

Kansas Sentencing Commission

- Deleted \$1.5 million SGF to partially remove reappropriations for the Substance Abuse Treatment Program in FY 2025.
- Added \$1.1 million SGF for substance abuse treatment provider rate increases for FY 2026.

State 911 Board

- Added \$2.0 million SGF to administer grants to public safety answering points to develop interior and exterior geographic information system data for critical infrastructure for FY 2026. Grants are prioritized based on facility type, with public and private elementary and secondary schools receiving the highest priority.

State Fire Marshal

- Deleted 3.5 FTE positions for a reorganization in FY 2025 and FY 2026.
- Added \$785,439, all from the Fire Marshal Fee Fund, for investigations and training expenses for FY 2026.
- Added \$500,000, all from the Fire Marshal Fee Fund, for grants to local volunteer fire departments to purchase protective equipment for FY 2026.
- Added \$10,585 from the Elevator Safety Fee Fund, for increased inspection costs for FY 2026.

Kansas Commission on Peace Officers' Standards and Training

- Added \$103,364, all from special revenue funds, for an Investigator position for FY 2026.

Corrections

Adult Institutional Capacity and Population

(As of 07/21/2025)

	Capacity	Population	Occupancy
KDOC Facilities:			
El Dorado	1,900	1,344	70.7%
Ellsworth	899	895	99.6
Hutchinson	1,788	1,782	99.7
Lansing	2,432	2,393	98.4
Larned	614	536	87.3
Norton	977	820	83.9
Topeka*	932	871	93.5
Winfield	1,128	1,090	96.6
<i>Subtotal</i>	10,670	9,731	91.2%
Non-KDOC Facilities:			
Larned State Hospital*	4	2	50.0%
Contract Jail Placement	0	17	--
<i>Subtotal</i>	4	19	475.0%
TOTAL	10,674	9,750	91.3%

*Topeka and Larned State Hospital are the only facilities with female inmates.

Corrections
Adult Institutional Capacity and Population (cont.)
(As of 07/21/2025)

Average Daily Population FY 2025	Male	Female
KDOC Facilities	9,733	870
Non-KDOC Facilities	19	3
TOTAL	<u>9,752</u>	<u>873</u>

<u>Custody Classification (As of 07/21/2025)</u>	<u>Male</u>	<u>Female</u>
Maximum	255	30
Medium-High	1,779	-
Medium-Low	2,898	162
Minimum	2,479	621
Unclassified	227	42
Special Management	1,238	19
TOTAL	<u>8,876</u>	<u>874</u>

Parole Population (As of 07/21/2025)	Male	Female
High	431	43
Moderate	2,352	413
Low-Moderate	1,078	212
Low	457	67
Unclassified	273	49
TOTAL	<u>4,591</u>	<u>784</u>

AGRICULTURE AND NATURAL RESOURCES



*Decorations for the Corn Carnival,
Beattie, Kansas, October 13–14, 1927*
Kansas State Historical Society,
Copy and Reuse Restrictions Apply
via <https://www.kansasmemory.org/item/216927/page/95>

This page intentionally left blank.

AGRICULTURE AND NATURAL RESOURCES

Approved FY 2026 Expenditures

<u>Agency</u>	<u>State General Fund</u>	<u>All Funds</u>	<u>FTE Positions</u>
Department of Agriculture	\$ 17,719,344	\$ 85,996,272	355.0
KDHE - Division of Environment	3,453,212	86,584,307	398.2
Kansas State Fair	365,152	9,043,582	27.0
Kansas Water Office	1,414,754	45,245,974	24.0
Department of Wildlife and Parks	95,435	128,722,680	465.0
TOTAL	<u><u>\$ 23,047,897</u></u>	<u><u>\$ 355,592,815</u></u>	<u><u>1,269.2</u></u>

Percentage of Total State Budget	0.2%	1.4%	3.0
-------------------------------------	------	------	-----

Note: Totals may not add due to rounding.

2025 Session Highlights Agriculture and Natural Resources

Department of Agriculture

- Added \$3.0 million SGF to acquire technology and necessary approvals for an agriculture-focused, FAA-approved aerial drone test range for FY 2026.
- Added \$350,000 SGF for the Meat and Poultry Program, and added language lapsing the money if the U.S. Department of Agriculture provides federal funding in an amount equal to or greater than state funding for FY 2026.
- Added \$1.0 million from the State Water Plan Fund for the Collaborative Sorghum Investment Program if funding will be matched by non-state money on at least a \$3 to \$1 basis for FY 2026.
- Deleted \$900,000 SGF for the Local Farm to Food Program for FY 2026.

Kansas Department of Wildlife and Parks

- Added \$7.0 million, all from federal funds, for the Flint Hills Trail State Park in FY 2025.
- Added \$3.7 million American Rescue Plan Act (ARPA) funds for capital improvement projects at Kanopolis, Clinton, Lehigh Portland, and Little Jerusalem state parks in FY 2025.
- Added \$200,000, all from ARPA interest, for the Cheney Lake Marina for FY 2026.

Kansas Department of Health and Environment – Environment

- Added \$350,000 SGF for Hazardous Waste Fund Stabilization in FY 2025 and FY 2026.
- Added \$210,000 SGF for Livestock Waste Management for FY 2026.

- Added \$425,000 SGF for Kansas Environmental Information Management System (KEIMS) Database Implementation for FY 2026.

Kansas State Fair

- Added \$365,152 SGF to pay off debt service obligations on the Expo Center Rehabilitation for FY 2026.
- Deleted \$135,000 SGF for State Fair operating expenditures for FY 2026.

Kansas Water Office

- Added \$1.2 million, all from the FEMA Federal Grant Fund, for the rehabilitation of high-hazard potential dams for FY 2026.
- Added \$1.5 million SWPF for the John Redmond Reservoir Hydrosuction Pilot Program for FY 2026.
- Added \$1.0 million SWPF, including \$500,000 for the Water Technical Assistance Fund and \$500,000 for the Water Projects Grants Fund, for FY 2026.
- Added language transferring \$7.0 million from the State Treasurer and \$921,417 from the Economic Development Initiatives Fund to the SWPF for FY 2026.

Expenditures from the Resources of the State Water Plan Fund

Agency	Actual FY 2024	Approved FY 2025	Approved FY 2026
Department of Health and Environment:			
Contamination Remediation	\$ 2,664,081	\$ 1,637,709	\$ 3,117,220
Local Environment Protection Program	100,680	799,320	800,000
Nonpoint Source Program	308,946	864,968	446,213
Total Maximum Daily Load Initiatives	1,446,054	1,559,947	395,942
Drinking Water Protection Program	247,976	2,702,398	800,000
Watershed Restoration and Protection Strategy	795,472	1,822,912	1,000,000
Aquifer Recharge Basin	-	500,000	-
Harmful Algae Bloom Pilot	343,659	155,290	155,934
Stream Trash Removal	-	150,000	-
Small Town Infrastructure	-	3,244,000	-
Equus Beds	-	-	75,000
<i>Total - Department of Health and Environment</i>	\$ 5,906,868	\$ 13,436,544	\$ 6,790,309
Department of Wildlife and Parks - Aquatic Nuisance Species	\$ 180,280	\$ 224,457	\$ 224,457
University of Kansas - Geological Survey	\$ 26,840	\$ 40,000	\$ 1,740,000

Department of Agriculture:

Interstate Water Issues	\$	378,587	\$	1,086,418	\$	541,029
Water Use Study		112,911		417,362		250,000
Basin Water Resources Management		745,305		4,169,739		704,740
Irrigation Technology		627,498		2,606,480		2,550,000
Crop & Livestock Research		380,293		519,707		1,450,000
Soil Health Initiative		323,774		497,170		400,000
Water Resources Cost-Share		3,499,897		6,236,339		4,000,000
Nonpoint Source Pollution Assistance		1,993,304		2,550,115		1,871,401
Conservation District Aid		2,502,706		3,502,706		5,252,706
Conservation Reserve Enhancement Program		244,337		6,659,617		1,250,000
Watershed Dam Construction		3,650,000		3,000,000		3,000,000
Water Quality Buffer Initiative		-		635,432		-
Riparian & Wetland Program		193,926		693,406		154,024
Streambank Stabilization		585,768		1,992,385		2,000,000
Kansas Reservoir Protection Initiative		1,075,631		1,892,164		2,000,000
<i>Total - Department of Agriculture</i>	\$	<u>16,313,937</u>	\$	<u>36,459,040</u>	\$	<u>25,423,900</u>

Kansas Water Office:

Assessment & Evaluation	\$	1,963,166	\$	2,539,242	\$	1,500,000
MOU—Storage Operations & Maintenance		653,318		829,821		778,711
Stream Gaging		448,708		458,258		698,708
Technical Assistance to Water Users		375,000		614,939		500,000
Reservoir Surveys & Research		344,751		922,434		500,000
Milford Lake Watershed RCPP Project		160,500		2,751,901		1,464,890
Vision Strategic Education Plan		287,646		979,372		400,000
Water Technology Farms		170,000		3,454,842		2,000,000
Watershed Conserv. Practice Implementation		-		89,888		-
Equus Beds Chloride Plume Project		100,000		75,000		-
Flood Response Study		-		400,000		-
Arbuckle Study		-		660,000		300,000
Water Injection Dredging		-		2,000,000		-
HB 2302 Projects		246,584		1,462,120		850,000
Water Planning and Project Development		-		-		1,500,000
Independent Program Evaluation		-		-		450,000
John Redmond Reservoir Hydrostrucion Pilot Project		-		-		1,500,000
<i>Total - Kansas Water Office</i>	\$	<i>4,749,673</i>	\$	<i>17,237,817</i>	\$	<i>12,442,309</i>
State Employee Pay Plan - Salary Adjustments	\$	-	\$	-	\$	65,197
Total - State Water Plan Fund Expenditures	\$	27,177,598	\$	67,397,858	\$	46,686,172

State Water Plan Fund Revenue

	FY 2025	FY 2026
BEGINNING BALANCE	\$ 28,620,859	\$ 198,028
 Receipts:		
Municipal Water Fees	3,200,000	3,316,100
Clean Drinking Water Fees	2,909,000	3,034,600
Industrial Water Fees	850,000	900,000
Stock Water Fees	450,000	520,000
Pesticide Registration Fees	1,480,000	1,610,000
Fertilizer Registration Fees	4,000,027	4,000,027
Pollution Fines and Penalties	70,000	120,000
Sand Royalty Receipts	16,000	66,000
<i>Subtotal - Receipts</i>	\$ 12,975,027	\$ 13,566,727
 Adjustments:		
Transfer from SGF	\$ 51,000,000	\$ 41,000,000
Transfer from EDIF	2,000,000	2,921,417
Transfer from the State Treasurer	-	7,000,000
<i>Subtotal - Adjustments</i>	\$ 53,000,000	\$ 50,921,417
 Expenditures	 \$ (67,397,858)	 \$ (46,686,172)
 Transfer to Water Technical Assistance Fund	 \$ (7,500,000)	 \$ (5,500,000)
 Transfer to Water Projects Grant Fund	 \$ (19,500,000)	 \$ (12,500,000)
 ENDING BALANCE	 \$ 198,028	 \$ -

HIGHWAYS AND OTHER TRANSPORTATION



***Amelia Earhart standing in front of the Lockheed Electra in
which she disappeared in July 1937***

NASA on the Commons

via <https://www.flickr.com/photos/nasacommons/16571444402/>

This page intentionally left blank.

HIGHWAYS AND OTHER TRANSPORTATION

Approved FY 2026 Expenditures

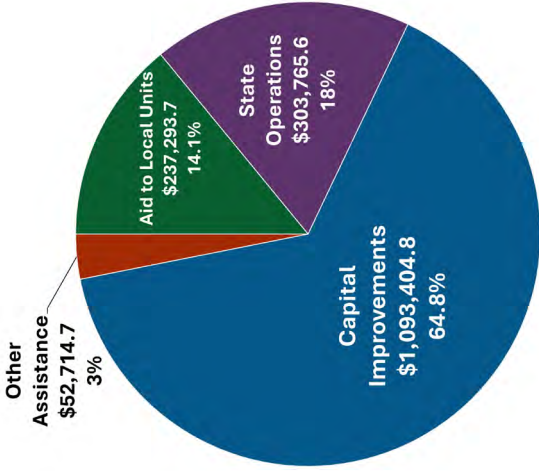
<u>Agency</u>	<u>State General Fund</u>	<u>All Funds</u>	<u>FTE Positions</u>
Department of Transportation	\$ -	\$ 1,687,178,787	2,345.0
Percentage of Total State Budget	0.0%	6.6%	5.6%

2025 Session Highlights Highways and Other Transportation

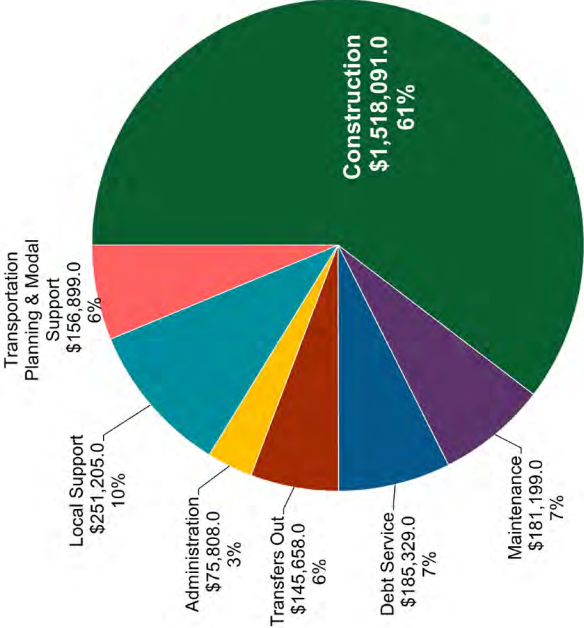
Kansas Department of Transportation

- Added \$179.4 million, all from the State Highway Fund, in FY 2025 and deleted \$675.3 million, all from the State Highway Fund, for FY 2026, related to the modernization, preservation, and local construction of bridges.
- Added \$28.7 million, all from the State Highway Fund, in FY 2025 and added \$5.0 million, all from the State Highway Fund, for FY 2026 for the modernization of buildings.
- Added \$10.0 million, all from the State Highway Fund, in FY 2025 and added \$10.1 million, all from the State Highway Fund, for FY 2026 for contractual services of architects and engineers involved with construction projects.
- Added \$9.9 million, all from special revenue funds, including \$19,211 from the State Highway Fund, for financial assistance to local communities related to implementation of innovative technologies in FY 2025.
- Added \$2.5 million, all from the Broadband Infrastructure Construction Grant Fund, for financial assistance to local communities related to implementation of innovative technologies for FY 2026.
- Added \$2.2 million, all from the State Highway Fund, in FY 2025 and deleted \$2.8 million, all from the State Highway Fund, for FY 2026 related to modernization projects on land and interest in land.
- Added \$1.3 million, all from special revenue funds, including \$150,000 from the State Highway Fund, for aid to local governments on traffic safety and transit projects for FY 2026.
- Added 62.75 FTE positions for position adjustments across all programs for FY 2026.

**FY 2026 KDOT Reportable Expenditures
(Dollars in Thousands)
Total: \$1,687,178.8**



FY 2026 KDOT Cash Flow Expenditures
(Dollars in Thousands)
 (Includes Non-Reportables)



APPENDIX

This page intentionally left blank.

Glossary of Selected Budget Terms

Aid to Local Units. Aid payments to counties, cities, school districts, and other local government entities. May be from state or federal funds.

American Rescue Plan Act (ARPA). ARPA was enacted on March 11, 2021, to provide states relief during the COVID-19 pandemic. Through ARPA, Kansas received \$1.6 billion from the federal State Fiscal Recovery Fund to be used for discretionary purposes.

Appropriation. A legislative action that makes available for expenditure by a state agency a specified amount of money for a particular purpose during a specified period of time, usually one fiscal year.

Biennial Budget Agencies. State agencies designated by statute (KSA 75-3717(f)) to submit full budgets for the two forthcoming fiscal years, rather than one year. Biennial budget agencies are required to submit their full budgets in odd-numbered years.

Capital Improvements. Cash or debt service payments for projects involving new construction, remodeling and additions, rehabilitation and repair, razing, and the principal portion of debt service for a capital expense. Capital improvements may be funded on a single-year or multi-year basis. A special submission of capital improvements project budget estimates and a five-year capital improvements plan is required.

Demand Transfer. Funds transferred annually from the State General Fund to specified expenditure accounts under the authority of laws other than appropriations acts. Examples include transfers to the Local *Ad Valorem* Tax Reduction Fund and County-City Revenue Sharing Fund.

Expenditure. The actual payment of money out of any state fund.

Expenditure Limitation. A limitation placed by the Legislature upon the expenditures that may be made from a special revenue fund, the total receipts of which are appropriated to a single agency.

Federal Funds. Federal funds are largely generated through fees, fines, or levies assessed by the federal government and are expended for purposes specified by the federal government.

Federal Medical Assistance Percentages (FMAP). The state and federal shares of funding for Medicaid, Adoption Assistance, and Foster Care. It is determined annually by the Secretary of Health and Human Services and is based on each state's per capita personal income compared with the average per capita personal income in other states.

Fiscal Year. The state fiscal year (FY) is a 12-month period beginning July 1 and ending June 30 of the following year, which is used as the state accounting and appropriation period. The fiscal year is named for the year in which it ends. The federal fiscal year runs from October 1 through September 30 of the following year.

Full-Time Equivalent (FTE). A mathematical calculation for equating to full-time for a given year the number of full-time and part-time classified and unclassified personnel (excluding seasonal and temporary employees).

Fund. A reserve of money established by statute or by an appropriations bill that is set aside for a designated purpose.

Human Services Consensus Caseload Estimates. These estimates, updated twice a year, estimate the cost of the State's entitlement programs: Kansas Medicaid, Foster Care, and Temporary Aid for Needy Families (TANF) cash assistance. The funding for these programs fluctuates with the FMAP, which is adjusted on an annual basis (see Federal Medical Assistance Percentages).

Legislative Coordinating Council (LCC). The LCC represents the legislature when the legislature is not in session and consists of: the president of the senate, the speaker of the house of representatives, the vice president of the senate, the speaker pro tem of the house of representatives, the majority leader of the senate, the majority leader of the house of representatives, the minority leader of the senate, and the minority leader of the house of representatives.

Maintenance of Effort (MOE). The threshold funding level that must be met by the State in order to qualify for certain federal funds. Generally, the MOE is set at the spending level of a prior year for the same or a similar program.

Other Assistance, Grants, and Benefits. Payments made to or on behalf of individuals as aid, including public assistance benefits, unemployment benefits, and tuition grants.

Revenue Estimates. Projections of anticipated State General Fund revenue for the current and budget years. An estimate is developed twice a year on a consensus basis by the Division of the Budget, the Legislative Research Department, the Department of Revenue, and university economists.

Shrinkage. The difference between the cost of fully funding a state agency's salaries and wages for an entire fiscal year, assuming all positions are filled at all times, and a state agency's budgeted salary and wage costs, taking vacancies into account.

Special Revenue Funds. Funds into which statutorily earmarked receipts are deposited. These consist largely of special fees or levies assessed by the State, as well as federal grant-in-aid receipts. Generally, these moneys must be expended for programs and activities directly related to the source or sources of revenue.

State Finance Council. The State finance council is chaired by the Governor and consists of nine members: (1) the governor, (2) the president of the senate, (3) the speaker of the house of representatives, (4) the majority floor leader of the senate, (5) the minority floor leader of the senate, (6) the chairperson of the senate committee on ways and means, (7) the majority floor leader of the house of representatives, (8) the minority floor leader of the house of representatives, and (9) the chairperson of the house of representatives committee on appropriations.

State General Fund (SGF). A fund for revenues not earmarked or dedicated for special purposes. It is used to finance governmental operations not provided for by special funds. The principal revenue sources for the State General Fund include individual and corporate income taxes, sales and compensating use taxes, severance and other excise taxes, and interest earnings.

State Operations. An expenditure summary category incorporating agency operating costs for salaries and wages, contractual services, commodities, and capital outlay.

Strengthening People and Revitalizing Kansas (SPARK) Taskforce. This committee was created to oversee the distribution of discretionary funds provided by the American Rescue Plan Act (ARPA). The taskforce was assisted by four advisory panels focused on four main topics: Health and Education, Economic Revitalization, Connectivity, and Efficiency and Modernization.

KANSAS LEGISLATIVE RESEARCH DEPARTMENT

Legislative Fiscal Assignments—FY 2025

Dylan Dear

Assistant Director for Fiscal Affairs
Dylan.Dear@klrd.ks.gov
785-296-0665
422 Legislative Coordinating Council
425 Legislative Research Department
428 Legislature
540 Legislative Division of Post Audit
579 Office of Revisor of Statutes

Steven Wu

Managing Fiscal Analyst
Steven.Wu@klrd.ks.gov
785-296-4447
173 Department of Administration
176 Kansas Development Finance Authority
365 Kansas Public Employees Retirement System

James Fisher

Assistant Director for Information Systems
James.Fisher@klrd.ks.gov
785-296-6490
335 Office of Information Technology Services
336 Kansas Information Security Office
Coordinator: JCIT

Kyle Anderson

Fiscal Analyst
Kyle.Anderson@klrd.ks.gov
785-296-4396
034 Adjutant General's Department
083 Kansas Bureau of Investigation
206 Emergency Medical Services Board
234 State Fire Marshal
276 Kansas Department of Transportation
280 Kansas Highway Patrol
645 Kansas 911 Coordinating Council

Chardae Caine

Principal Fiscal Analyst

Chardae.Caine@klrd.ks.gov

785-296-3183

039 KDADS

363 Kansas Neurological Institute

410 Larned State Hospital

494 Osawatomie State Hospital

507 Parsons State Hospital & Training Center

482 Kansas Board of Nursing

531 Kansas Board of Pharmacy

Luke Drury

Senior Fiscal Analyst

Luke.Drury@klrd.ks.gov

785-296-7250

046 Kansas Department of Agriculture

122 Citizen's Utility Ratepayer Board

143 Kansas Corporation Commission

265 KDHE - Environment

373 Kansas State Fair

700 Board of Veterinary Examiners

709 Kansas Water Office

710 Kansas Department of Wildlife and Parks

Coordinator: SWPF

Brianna Horton

Fiscal Analyst

Brianna.Horton@klrd.ks.gov

785-296-6684

105 Kansas State Board of Healing Arts

204 Kansas State Board of Mortuary Arts

252 Office of Governor

270 Health Care Stabilization Fund

288 State Historical Society

296 Kansas Department of Labor

434 State Library

488 Board of Examiners in Optometry

Coordinator: JCSBC

Nicole Hrenchir

Fiscal Analyst

Nicole.Hrenchir@klrd.ks.gov

785-296-3535

521 Kansas Department of Corrections

177 Ellsworth Correctional Facility

195 El Dorado Correctional Facility

313 Hutchinson Correctional Facility

352 Kansas Juvenile Correctional Complex

400 Lansing Correctional Facility

408 Larned State Correctional Facility

581 Norton Correctional Facility

660 Topeka Correctional Facility

712 Winfield Correctional Facility

529 KCPOST

626 Kansas Sentencing Commission

Jacob Kleespie

Fiscal Analyst

Jacob.Kleespie@klrd.ks.gov

785-296-3184

028 Board of Accountancy

300 Kansas Department of Commerce

562 Board of Tax Appeals

565 Kansas Department of Revenue

670 Office of the State Treasurer

671 Pooled Money Investment Board

Coordinator: EDIF

Dayton LaMunyon

Principal Fiscal Analyst

Dayton.LaMunyon@klrd.ks.gov

785-296-4405

561 Board of Regents

246 Fort Hays State University

367 Kansas State University (KSU)

368 KSU - Veterinary Medical Center

369 KSU - ESARP

379 Emporia State University

385 Pittsburg State University

682 University of Kansas

683 University of Kansas Medical Center

715 Wichita State University

102 Behavioral Sciences Regulatory Board

Jennifer Light

Senior Fiscal Analyst

Jennifer.Light@klrd.ks.gov

785-296-4410

604 Kansas State School for the Blind

610 Kansas State School for the Deaf

652 Kansas State Department of Education

Office of Early Childhood Development

Coordinator: CIF

Molly Pratt

Fiscal Analyst

Molly.Pratt@klrd.ks.gov

785-296-1494

178 Office of Administrative Hearings

328 Board of Indigents' Defense Services

349 Judicial Council

450 Kansas Lottery

553 Kansas Racing and Gaming Commission

677 Judicial Branch

694 Kansas Office of Veterans Services

Coordinator: ELARF

Amanda Prosser

Senior Fiscal Analyst

Amanda.Prosser@klrd.ks.gov

785-296-7879

114 Office of the Child Advocate

264 KDHE - Health

629 Department for Children and Families

Arianna Waddell

Fiscal Analyst

Arianna.Waddell@klrd.ks.gov

785-291-0516

082 Office of the Attorney General

094 Office of the State Bank Commissioner

159 Kansas Department of Credit Unions

247 Governmental Ethics Commission

331 Kansas Insurance Department

622 Office of the Secretary of State

Fellow 1

Legislative Fellow

kslegres@klrd.ks.gov

785-296-3181

058 Kansas Human Rights Commission

149 Board of Cosmetology

543 Real Estate Appraisal Board

549 Real Estate Commission

663 Board of Technical Professions

Fellow 2

Legislative Fellow

kslegres@klrd.ks.gov

785-296-3181

016 Abstracters' Board of Examiners

100 Board of Barbering

167 Kansas Dental Board

261 Kansas Guardianship Program

266 Kansas Board of Hearing Aid Examiners

