

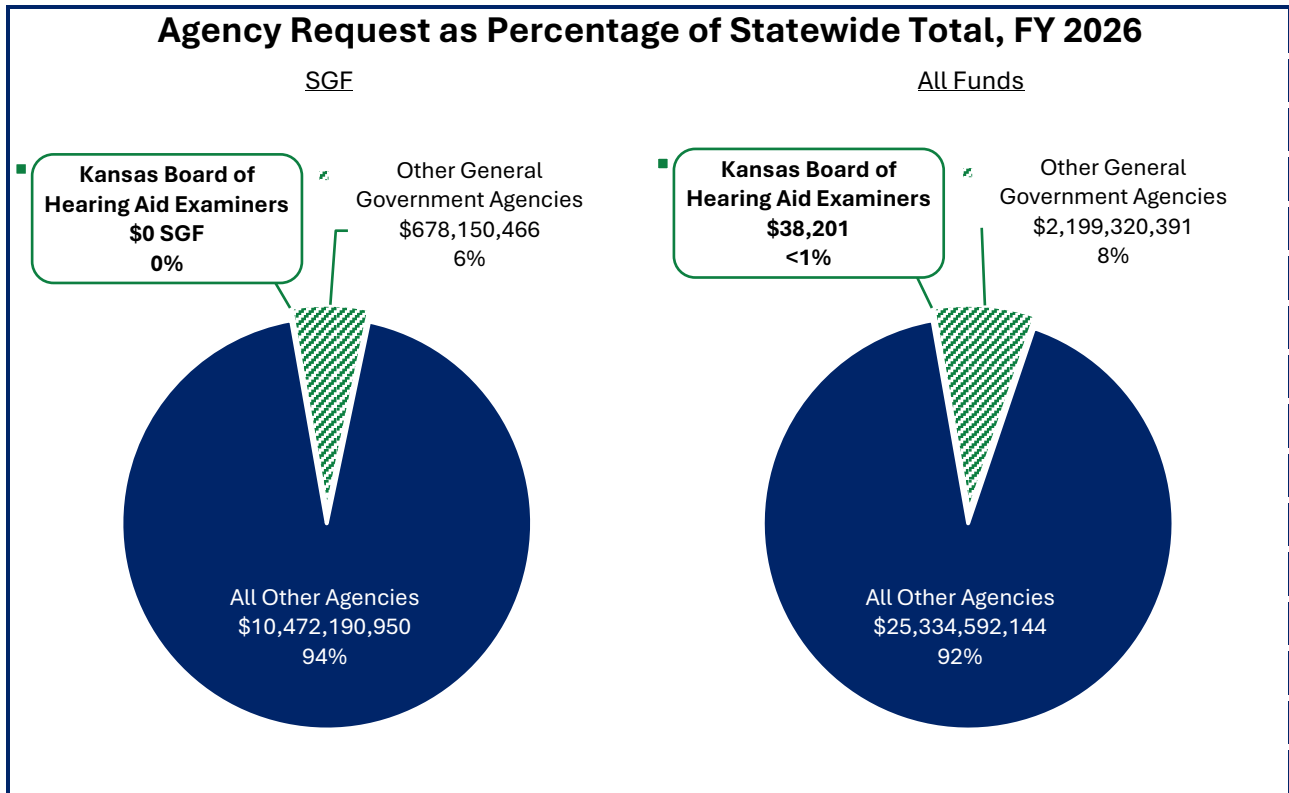
# KANSAS BOARD OF HEARING AID EXAMINERS

## Budget Summary – Agency Request

### Executive Summary

The Kansas Board of Examiners in Fitting and Dispensing of Hearing Instruments (Kansas Board of Hearing Aid Examiners, or Board) serves as the regulating body in the licensing and distribution of hearing aids in the State of Kansas. The Board establishes and enforces standards to ensure competent and ethical hearing aid care and service to citizens requiring these medical devices.

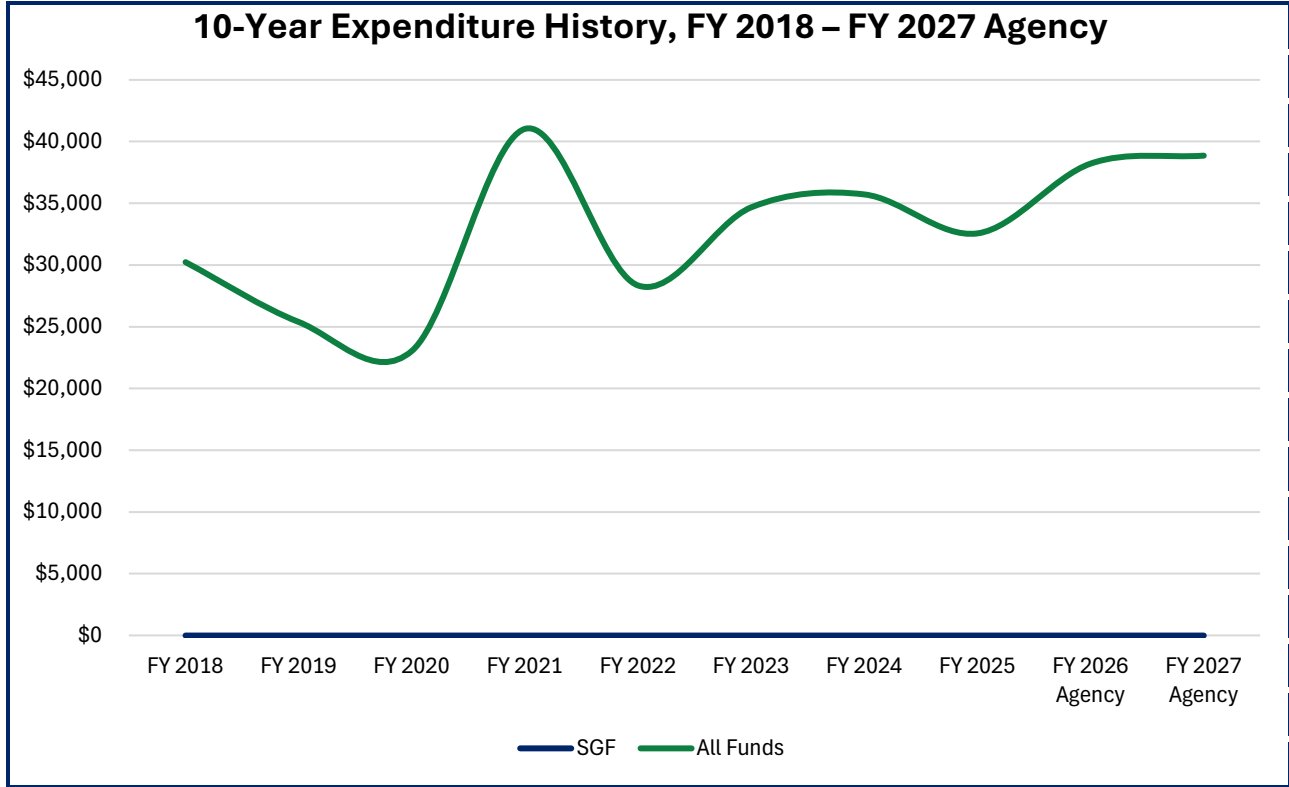
| Expenditures by Fiscal Year and Version |      |           |  |
|---|------|-----------|--|
|   | SGF  | All Funds | Note                                       |
| FY 2024 Actual                          | \$ - | \$ 35,705 | Actual expenditures                        |
| FY 2025 Actual                          | -    | 32,551    | Actual expenditures                        |
| FY 2026 Approved                        | -    | 38,255    | <a href="#">2025 SB 125</a>                |
| FY 2026 Agency                          | -    | 38,201    | Revised estimate, submitted September 2025 |
| FY 2027 Agency                          | -    | 38,847    | Revised estimate, submitted September 2025 |



# KANSAS BOARD OF HEARING AID EXAMINERS

## Budget Summary – Agency Request

### Summary of Expenditures



| Fiscal Year    | SGF    |            | All Funds |            | FTE    | CPI-U*<br>Change (%) |     |
|----------------|--------|------------|-----------|------------|--------|----------------------|-----|
|                | Amount | Change (%) | Amount    | Change (%) |        |                      |     |
| FY 2018        | \$     | -          | \$        | 30,220     | 17.9   | 0.50                 | 0.2 |
| FY 2019        |        | -          |           | 25,377     | (16.0) | -                    | --  |
| FY 2020        |        | -          |           | 23,029     | (9.3)  | -                    | 0.8 |
| FY 2021        |        | -          |           | 41,013     | 78.1   | -                    | 2.4 |
| FY 2022        |        | -          |           | 28,332     | (30.9) | -                    | 9.2 |
| FY 2023        |        | -          |           | 34,660     | 22.3   | -                    | 5.8 |
| FY 2024        |        | -          |           | 35,705     | 3.0    | -                    | 3.0 |
| FY 2025        |        | -          |           | 32,551     | (8.8)  | -                    | 3.0 |
| FY 2026 Agency |        | -          |           | 38,201     | 17.4   | -                    | 2.8 |
| FY 2027 Agency |        | -          |           | 38,847     | 1.7    | -                    | 2.4 |

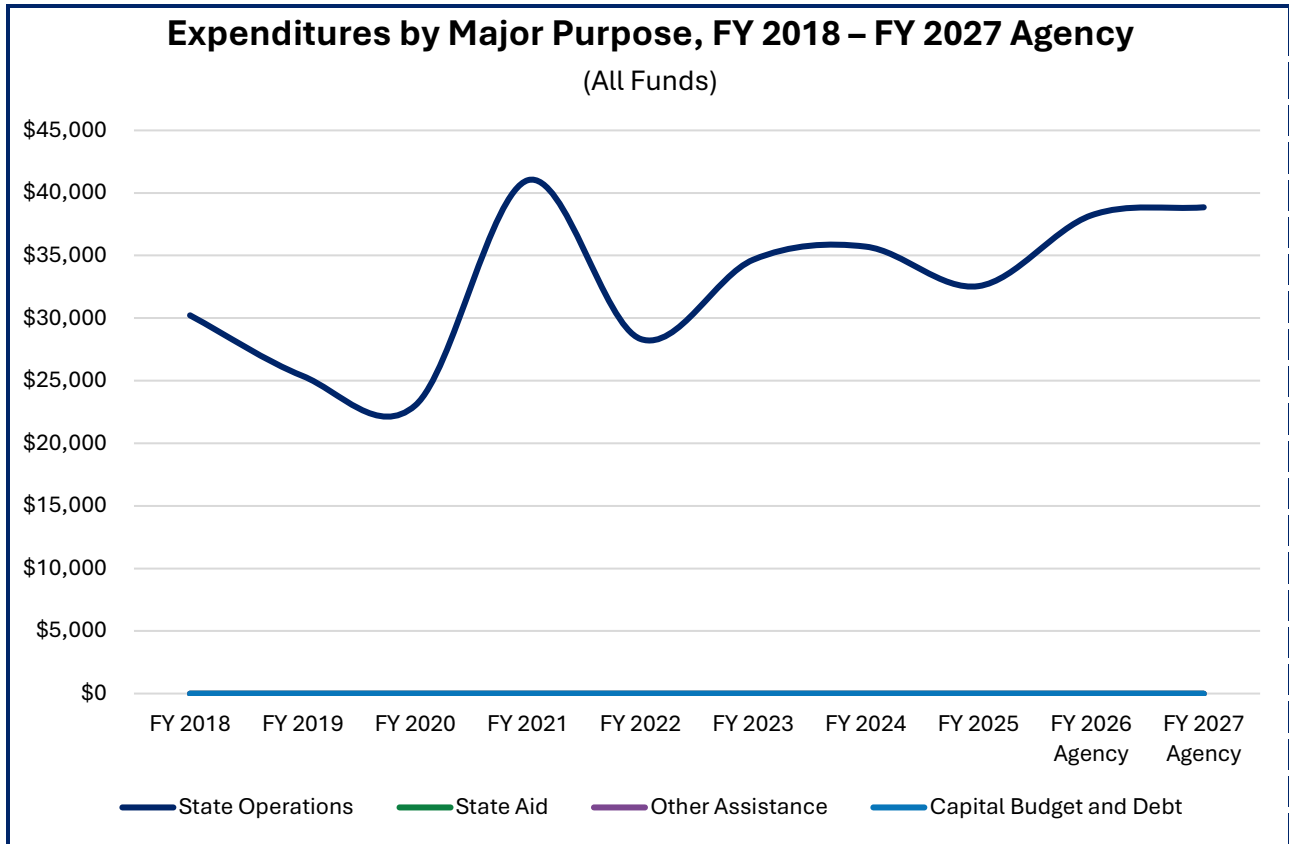
|                                    |    |   |     |    |        |      |        |      |
|------------------------------------|----|---|-----|----|--------|------|--------|------|
| 5-Year Change<br>(FY 2023–2027)    | \$ | - | --  | \$ | 4,187  | 12.1 | -      | 11.6 |
| 10-Year Change<br>(FY 2018–2027)   |    | - | --  |    | 8,627  | 28.5 | (0.50) | 33.1 |
| 3-Year Average**<br>(FY 2023–2025) |    | - | N/A |    | 34,305 | N/A  | -      | N/A  |

\* Note : Consumer Price Index for All Urban Consumers estimate for FY 2026–2027 is from the Consensus Revenue Estimating Group.

\*\* Note : Reflects the three most recent years of actuals data.

# KANSAS BOARD OF HEARING AID EXAMINERS

## Budget Summary – Agency Request



**Expenditures by Category, FY 2024 – FY 2027 Agency**  
(All Funds)

|                                 | FY 2026<br>Agency<br>% of Total | FY 2024<br>Actual | FY 2025<br>Actual | FY 2026<br>Approved | FY 2026<br>Agency | FY 2027<br>Agency |
|---------------------------------|---------------------------------|-------------------|-------------------|---------------------|-------------------|-------------------|
| <b>State Operations</b>         |                                 |                   |                   |                     |                   |                   |
| Salaries and Wages              | 65.6 %                          | \$ 22,934         | \$ 22,798         | \$ 25,123           | \$ 25,069         | \$ 25,786         |
| Contractual Services            | 33.1                            | 12,604            | 9,299             | 12,832              | 12,632            | 12,586            |
| Commodities                     | 1.3                             | 167               | 454               | 300                 | 500               | 475               |
| Capital Outlay                  | --                              | -                 | -                 | -                   | -                 | -                 |
| Operating Adjustments           | --                              | -                 | -                 | -                   | -                 | -                 |
| <b>Subtotal</b>                 | <b>100.0 %</b>                  | <b>\$ 35,705</b>  | <b>\$ 32,551</b>  | <b>\$ 38,255</b>    | <b>\$ 38,201</b>  | <b>\$ 38,847</b>  |
| <b>State Aid and Assistance</b> |                                 |                   |                   |                     |                   |                   |
| Aid to Locals                   | -- %                            | \$ -              | \$ -              | \$ -                | \$ -              | \$ -              |
| Other Assistance                | --                              | -                 | -                 | -                   | -                 | -                 |
| <b>Subtotal</b>                 | <b>-- %</b>                     | <b>\$ -</b>       | <b>\$ -</b>       | <b>\$ -</b>         | <b>\$ -</b>       | <b>\$ -</b>       |
| <b>Capital Budget and Debt</b>  |                                 |                   |                   |                     |                   |                   |
| Capital Improvements            | -- %                            | \$ -              | \$ -              | \$ -                | \$ -              | \$ -              |
| Debt Service Principal          | --                              | -                 | -                 | -                   | -                 | -                 |
| Debt Service Interest           | --                              | -                 | -                 | -                   | -                 | -                 |
| <b>Subtotal</b>                 | <b>-- %</b>                     | <b>\$ -</b>       | <b>\$ -</b>       | <b>\$ -</b>         | <b>\$ -</b>       | <b>\$ -</b>       |
| <b>Reappropriations</b>         | <b>-- %</b>                     | <b>\$ -</b>       | <b>\$ -</b>       | <b>\$ -</b>         | <b>\$ -</b>       | <b>\$ -</b>       |
| <b>GRAND TOTAL</b>              | <b>100.0 %</b>                  | <b>\$ 35,705</b>  | <b>\$ 32,551</b>  | <b>\$ 38,255</b>    | <b>\$ 38,201</b>  | <b>\$ 38,847</b>  |

# KANSAS BOARD OF HEARING AID EXAMINERS

## Budget Summary – Agency Request

### State Operations

| <b>Expenditures by Classification, FY 2024 – FY 2027 Agency</b> |                                 |                   |                   |                     |                   |                   |
|---|---------------------------------|-------------------|-------------------|---------------------|-------------------|-------------------|
| (State Operations, All Funds)                                   |                                 |                   |                   |                     |                   |                   |
|   | FY 2026<br>Agency<br>% of Total | FY 2024<br>Actual | FY 2025<br>Actual | FY 2026<br>Approved | FY 2026<br>Agency | FY 2027<br>Agency |
| <b>Salaries and Wages</b>                                       |                                 |                   |                   |                     |                   |                   |
| Employee Pay  | 60.1 % \$                       | 20,880 \$         | 20,800 \$         | 22,920 \$           | 22,950 \$         | 23,600            |
| Employee Benefits   | 5.5                             | 2,054             | 1,998             | 2,203               | 2,119             | 2,186             |
| Shrinkage   | --                              | -                 | -                 | -                   | -                 | -                 |
| <b>Subtotal</b>   | <b>65.6 % \$</b>                | <b>22,934 \$</b>  | <b>22,798 \$</b>  | <b>25,123 \$</b>    | <b>25,069 \$</b>  | <b>25,786</b>     |
| <b>Contractual Services</b>                                     |                                 |                   |                   |                     |                   |                   |
| Communication   | 0.1 % \$                        | 819 \$            | 5 \$              | 132 \$              | 10 \$             | 10                |
| Fees (Professional)   | --                              | -                 | -                 | -                   | -                 | -                 |
| Fees (Other Services)   | 19.3                            | 4,940             | 5,382             | 5,255               | 7,362             | 7,320             |
| Freight and Express   | --                              | -                 | -                 | -                   | -                 | -                 |
| Printing and Advertising  | 0.5                             | 571               | 114               | 590                 | 200               | 200               |
| Rent and Leases   | 4.2                             | 2,970             | 1,060             | 3,122               | 1,600             | 1,600             |
| Repair and Servicing  | --                              | 613               | -                 | 630                 | -                 | -                 |
| Travel and Subsistence  | 9.0                             | 2,687             | 2,733             | 3,096               | 3,450             | 3,445             |
| Utilities   | --                              | -                 | -                 | -                   | -                 | -                 |
| Other   | 0.1                             | 4                 | 5                 | 7                   | 10                | 11                |
| <b>Subtotal</b>   | <b>33.1 % \$</b>                | <b>12,604 \$</b>  | <b>9,299 \$</b>   | <b>12,832 \$</b>    | <b>12,632 \$</b>  | <b>12,586</b>     |
| <b>Commodities</b>  |                                 |                   |                   |                     |                   |                   |
| Clothing  | -- % \$                         | - \$              | - \$              | - \$                | - \$              | -                 |
| Equipment and Parts   | --                              | -                 | -                 | -                   | -                 | -                 |
| Food  | --                              | -                 | -                 | -                   | -                 | -                 |
| Fuel  | --                              | -                 | -                 | -                   | -                 | -                 |
| Motor Vehicle Parts   | --                              | -                 | -                 | -                   | -                 | -                 |
| Supplies (Office)   | --                              | 167               | -                 | 300                 | -                 | -                 |
| Supplies (Professional)   | --                              | -                 | -                 | -                   | -                 | -                 |
| Supplies (Research)   | --                              | -                 | -                 | -                   | -                 | -                 |
| Other   | 1.3                             | -                 | 454               | -                   | 500               | 475               |
| <b>Subtotal</b>   | <b>1.3 % \$</b>                 | <b>167 \$</b>     | <b>454 \$</b>     | <b>300 \$</b>       | <b>500 \$</b>     | <b>475</b>        |
| <b>Capital Outlay</b>   |                                 |                   |                   |                     |                   |                   |
| Books   | -- % \$                         | - \$              | - \$              | - \$                | - \$              | -                 |
| Computer Hardware   | --                              | -                 | -                 | -                   | -                 | -                 |
| Computer Software   | --                              | -                 | -                 | -                   | -                 | -                 |
| Equipment, Furniture  | --                              | -                 | -                 | -                   | -                 | -                 |
| Information Processing  | --                              | -                 | -                 | -                   | -                 | -                 |
| Telecommunications  | --                              | -                 | -                 | -                   | -                 | -                 |
| Other   | --                              | -                 | -                 | -                   | -                 | -                 |
| <b>Subtotal</b>   | <b>-- % \$</b>                  | <b>- \$</b>       | <b>- \$</b>       | <b>- \$</b>         | <b>- \$</b>       | <b>-</b>          |
| <b>Operating Adjustments</b>                                    | <b>-- % \$</b>                  | <b>- \$</b>       | <b>- \$</b>       | <b>- \$</b>         | <b>- \$</b>       | <b>-</b>          |
| <b>TOTAL</b>  | <b>100.0 % \$</b>               | <b>35,705 \$</b>  | <b>32,551 \$</b>  | <b>38,255 \$</b>    | <b>38,201 \$</b>  | <b>38,847</b>     |

# KANSAS BOARD OF HEARING AID EXAMINERS

## Budget Summary – Agency Request

### Expenditures by Fund

| Expenditures by Fund, FY 2024 – FY 2027 Agency |                                 |                   |                   |                     |                   |                   |
|--|---------------------------------|-------------------|-------------------|---------------------|-------------------|-------------------|
|  | FY 2026<br>Agency<br>% of Total | FY 2024<br>Actual | FY 2025<br>Actual | FY 2026<br>Approved | FY 2026<br>Agency | FY 2027<br>Agency |
| State General Fund                             | -- % \$                         | - \$              | - \$              | - \$                | - \$              | - \$              |
| Hearing Aid Board Fee Fund                     | 100.0                           | 35,705            | 32,551            | 38,255              | 38,201            | 38,847            |
| <b>TOTAL</b>                                   | <b>100.0 % \$</b>               | <b>35,705 \$</b>  | <b>32,551 \$</b>  | <b>38,255 \$</b>    | <b>38,201 \$</b>  | <b>38,847</b>     |

### Fee Fund Analysis

The Hearing Aid Board Fee Fund derives its revenue from issuing permanent licenses and temporary licenses to practicing dispensers. Permanent licenses are issued to individuals permitted to dispense hearing aids, while temporary licenses are issued to individuals practicing under a supervisor with a permanent license.

| Hearing Aid Board Fee Fund     |                   |                   |                   |                   |
|--------------------------------|-------------------|-------------------|-------------------|-------------------|
| FY 2024 – FY 2027 Agency       |                   |                   |                   |                   |
|                                | FY 2024<br>Actual | FY 2025<br>Actual | FY 2026<br>Agency | FY 2027<br>Agency |
| Beginning Balance              | \$ 130,029        | \$ 140,908        | \$ 155,837        | \$ 164,636        |
| <b>Revenue</b>                 |                   |                   |                   |                   |
| License – Personal Services    | \$ 46,584         | \$ 47,480         | \$ 47,000         | \$ 48,000         |
| Encumbrances                   | -                 | -                 | -                 | -                 |
| <b>Subtotal – Revenue</b>      | <b>\$ 46,584</b>  | <b>\$ 47,480</b>  | <b>\$ 47,000</b>  | <b>\$ 48,000</b>  |
| Total Amount Available         | \$ 176,613        | \$ 188,388        | \$ 202,837        | \$ 212,636        |
| <b>Expenditures</b>            |                   |                   |                   |                   |
| Salaries and Wages             | \$ 22,934         | \$ 22,798         | \$ 25,069         | \$ 25,786         |
| Contractual Services           | 12,604            | 9,299             | 12,632            | 12,586            |
| Commodities                    | 167               | 454               | 500               | 475               |
| Capital Outlay                 | -                 | -                 | -                 | -                 |
| <b>Subtotal – Expenditures</b> | <b>\$ 35,705</b>  | <b>\$ 32,551</b>  | <b>\$ 38,201</b>  | <b>\$ 38,847</b>  |
| <b>Ending Balance</b>          | <b>\$ 140,908</b> | <b>\$ 155,837</b> | <b>\$ 164,636</b> | <b>\$ 173,789</b> |

| Hearing Aid Board Fees, FY 2026            |             |                 |              |
|--|-------------|-----------------|--------------|
| Fee  | Current Fee | Statutory Limit | Previous Fee |
| License Applications                       | \$ 100      | \$ 150          | \$ 100       |
| License Renewals                           | 100         | 150             | 100          |
| Temporary Licenses                         | 100         | 150             | 100          |
| Temporary Renewals                         | 100         | 150             | 100          |
| Late Fee                                   | 200         | 200             | 200          |
| Extended Late Fee                          | 300         | n/a             | 300          |
| Reinstatement Fee                          | 300         | 300             | 300          |
| Exam/Full (written and practical combined) | 75          | 85              | 75           |
| Practical Exam                             | 25          | 35              | 25           |
| Verification of Licenses                   | 15          | 25              | 15           |
| Replacement Licenses                       | 15          | 25              | 15           |
| Duplicate Licenses                         | 15          | 25              | 15           |
| Sponsor Change Fee                         | 15          | n/a             | 15           |
| Permanent License Fee                      | 100         | 150             | 100          |
| Inactive License Fee                       | 25          | 25              | 25           |

# KANSAS BOARD OF HEARING AID EXAMINERS

## Budget Summary – Agency Request

### FY 2026 Analysis

| <b>Summary of Agency Budget Request, FY 2026</b> |           |                               |                  |                  |            |
|--|-----------|-------------------------------|------------------|------------------|------------|
|  | SGF       | Hearing Aid<br>Board Fee Fund | Total            | FTE<br>Positions |            |
| <b>Approved, FY 2026</b>                         |           |                               |                  |                  |            |
| 1. 2025 SB 125, without Reappropriations         | \$        | -                             | \$ 38,255        | \$ 38,255        | 0.5        |
| <b>Reappropriations</b>                          |           |                               |                  |                  |            |
| No Reappropriations                              | \$        | -                             | \$ -             | -                | --         |
| <b>Supplemental Requests</b>                     |           |                               |                  |                  |            |
| No Supplemental Requests                         | \$        | -                             | \$ -             | -                | --         |
| <b>Agency Changes</b>                            |           |                               |                  |                  |            |
| 2. Travel Expenses                               | \$        | -                             | \$ 2,016         | \$ 2,016         | --         |
| 3. Building Rental                               |           | -                             | (1,500)          | (1,500)          | --         |
| 4. All Other Adjustments                         |           | -                             | (570)            | (570)            | --         |
| Subtotal – Agency Changes                        | \$        | -                             | \$ (54)          | \$ (54)          | --         |
| <b>TOTAL – Agency Revised Estimate</b>           | <b>\$</b> | <b>-</b>                      | <b>\$ 38,201</b> | <b>\$ 38,201</b> | <b>0.5</b> |

### Approved Budget

#### 1. 2025 SB 125

The 2025 Legislature passed, and the Governor enacted, one bill appropriating and adjusting funding for state agencies. For this agency, that was \$38,255, all from the Hearing Aid Board Fee Fund.

### Agency Changes

#### 2. Travel Expenses

The agency’s revised request includes an increase of \$2,016 in travel expenses. The agency has indicated this is associated with the reimbursement of examiners’ mileage and lodging costs while traveling twice a year to Emporia for a biannual examiners meeting.

#### 3. Building Rental

The agency’s revised request includes a decrease of \$1,500 in building rental fees.

#### 4. All Other Adjustments

The agency’s revised request includes a decrease of \$570 in all other adjustments. These expenditures include printing and binding services and commercial communication services.

# KANSAS BOARD OF HEARING AID EXAMINERS

## Budget Summary – Agency Request

### FY 2027 Analysis

| Summary of Agency Budget Request, FY 2027 |           |                            |               |                  |            |
|---|-----------|----------------------------|---------------|------------------|------------|
|   | SGF       | Hearing Aid Board Fee Fund | Total         | FTE Positions    |            |
| <b>Approved, FY 2027</b>                  |           |                            |               |                  |            |
| 1. 2025 SB 125, without Reappropriations  | \$        | - \$                       | 38,255        | \$ 38,255        | 0.5        |
| <b>Enhancement Requests</b>               |           |                            |               |                  |            |
| No Enhancement Requests                   | \$        | - \$                       | -             | \$ -             | --         |
| <b>Agency Changes</b>                     |           |                            |               |                  |            |
| 2. Travel Expenses                        | \$        | - \$                       | 1,835         | \$ 1,835         | --         |
| 3. Building Rental                        |           | -                          | (1,200)       | (1,200)          | --         |
| 4. All Other Adjustments                  |           | -                          | (761)         | (761)            | --         |
| Subtotal – Agency Changes                 | \$        | - \$                       | (126)         | \$ (126)         | --         |
| <b>TOTAL – Agency Request</b>             | <b>\$</b> | <b>- \$</b>                | <b>38,129</b> | <b>\$ 38,129</b> | <b>0.5</b> |

### Approved Budget

#### 1. 2025 SB 125

[KSA 75-3717\(f\)](#) requires select agencies, of a primarily regulatory nature, to submit a budget request for an additional fiscal year at the beginning of a biennium. The Kansas Board of Hearing Aid Examiners is one such biennial agency and has an approved budget for FY 2027. The Legislature approved \$38,973 for FY 2027.

### Agency Changes

#### 2. Travel Expenses

The agency’s revised budget includes an increase of \$1,835 in travel expenses. The agency has indicated this is associated with the reimbursement of examiners’ mileage and lodging costs while traveling twice a year to Emporia for a biannual examiners meeting.

#### 3. Building Rental

The agency’s revised request includes a decrease of \$1,200 in building rental fees.

#### 4. All Other Adjustments

The agency’s revised request includes a decrease of \$761 in all other adjustments. These expenditures include printing and binding services and data processing supplies.