

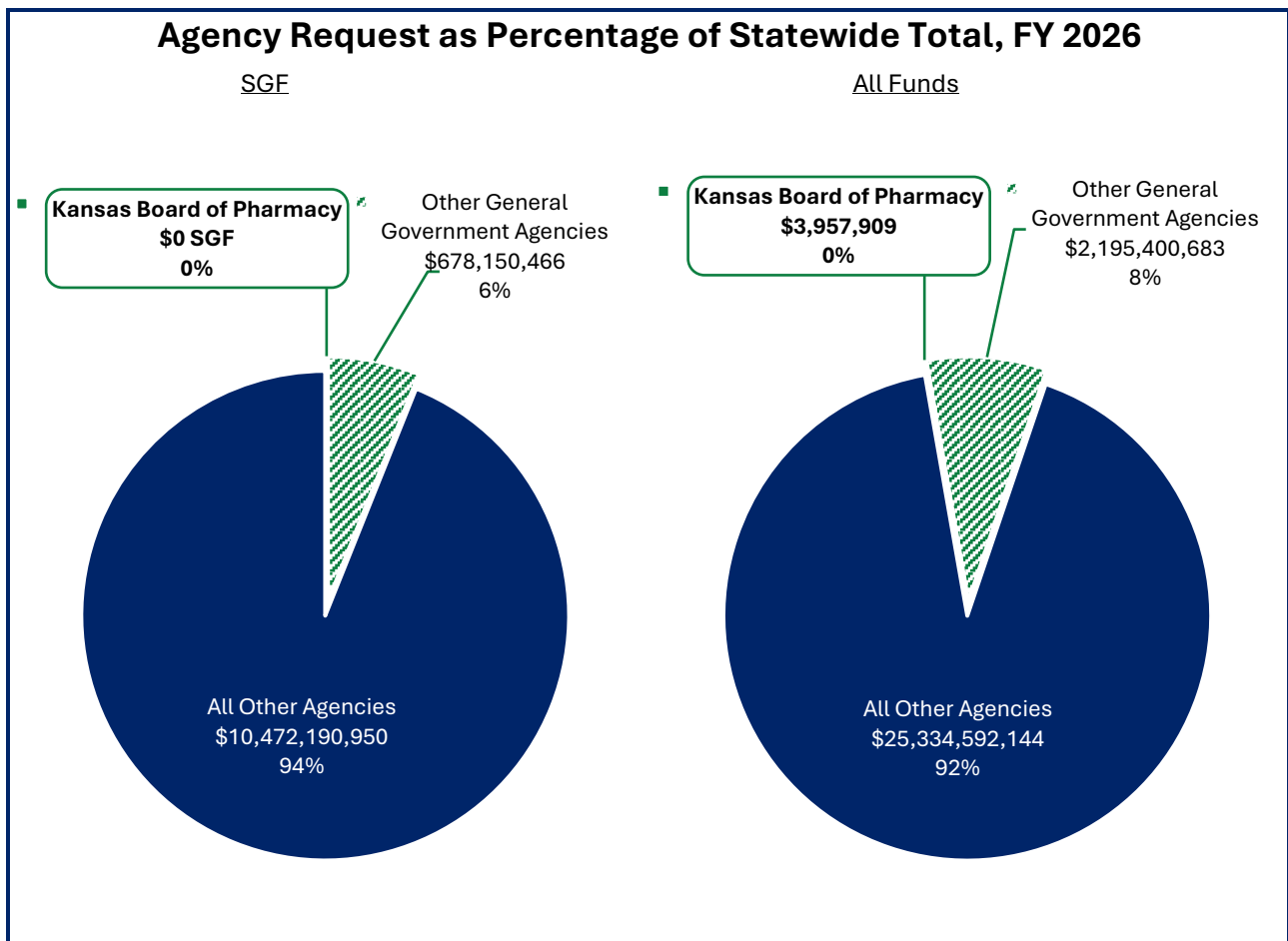
KANSAS BOARD OF PHARMACY

Budget Summary – Agency Request

Executive Summary

The State Board of Pharmacy’s mission is to ensure all persons and entities conducting business relating to the practice of pharmacy in Kansas are properly licensed and registered to protect public health, safety, and welfare, and to promote understanding of pharmacy-related practices. It is responsible for the enforcement of the Pharmacy Act and the Controlled Substances Act. The seven-member board is appointed by the Governor for overlapping four-year terms and is composed of six licensed pharmacists and one public member.



Expenditures by Fiscal Year and Version				
	SGF	All Funds	Note	
FY 2024 Actual	\$ -	\$ 3,359,626	Actual expenditures	
FY 2025 Actual	-	3,545,017	Actual expenditures	
FY 2026 Approved	-	4,081,700	2025 SB 125	
FY 2026 Agency	-	3,957,909	Revised estimate, submitted September 2025	
FY 2027 Agency	-	3,524,381	Revised estimate, submitted September 2025	



KANSAS BOARD OF PHARMACY

Budget Summary – Agency Request

Budget and Policy Snapshot

The tables below provide a selection of items that inform the agency budget request. These items include **supplemental and enhancement requests** () , adjustments related to **reappropriated funds** () , **language-only policy changes** requested for inclusion in legislation, changes in **federal or state policy** that impact agency funding, and other budgetary items.

These tables are not intended to be a comprehensive list of changes in the agency budget request. For more detail on individual fiscal year requests, please refer to the [FY 2026 Analysis](#) and [FY 2027 Analysis](#) sections later in this document.

FY 2026

The agency's revised estimate is the same as the approved budget.

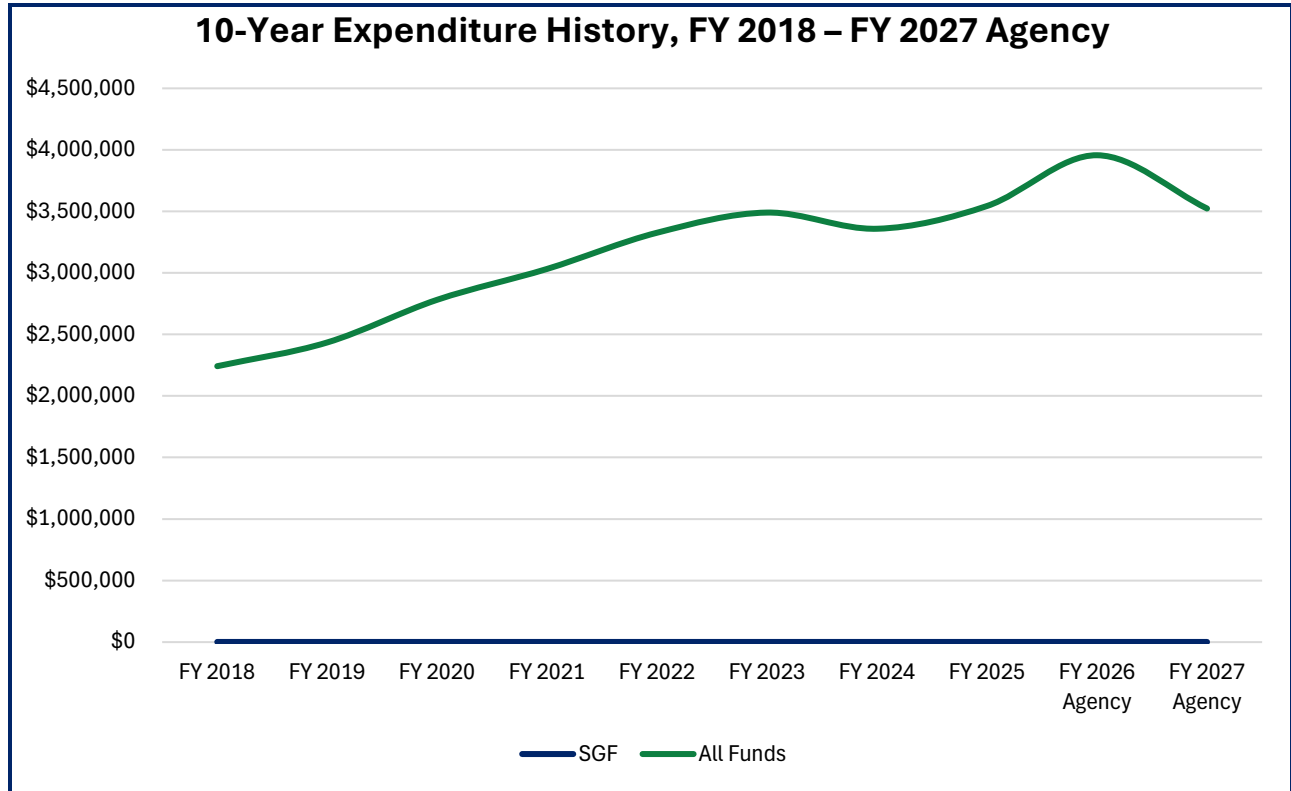
FY 2027

Item	Amount	Source	Note
K-TRACS Gateway Program	\$ (402,043)	Fee Fund	The Gateway Program will be discontinued unless facilities opt to privately contract at their own cost. The agency continues to seek and apply for alternative funding.

KANSAS BOARD OF PHARMACY

Budget Summary – Agency Request

Summary of Expenditures



Fiscal Year	SGF		All Funds		FTE	CPI-U*
	Amount	Change (%)	Amount	Change (%)		
FY 2018	\$ -	--	\$ 2,241,010	22.6	12.00	0.2
FY 2019	-	--	2,434,272	8.6	14.00	--
FY 2020	-	--	2,781,623	14.3	18.00	0.8
FY 2021	-	--	3,032,854	9.0	18.00	2.4
FY 2022	-	--	3,327,515	9.7	18.50	9.2
FY 2023	-	--	3,491,289	4.9	19.00	5.8
FY 2024	-	--	3,359,626	(3.8)	20.00	3.0
FY 2025	-	--	3,545,017	5.5	20.00	3.0
FY 2026 Agency	-	--	3,957,909	11.6	19.00	2.8
FY 2027 Agency	-	--	3,524,381	(11.0)	19.00	2.4

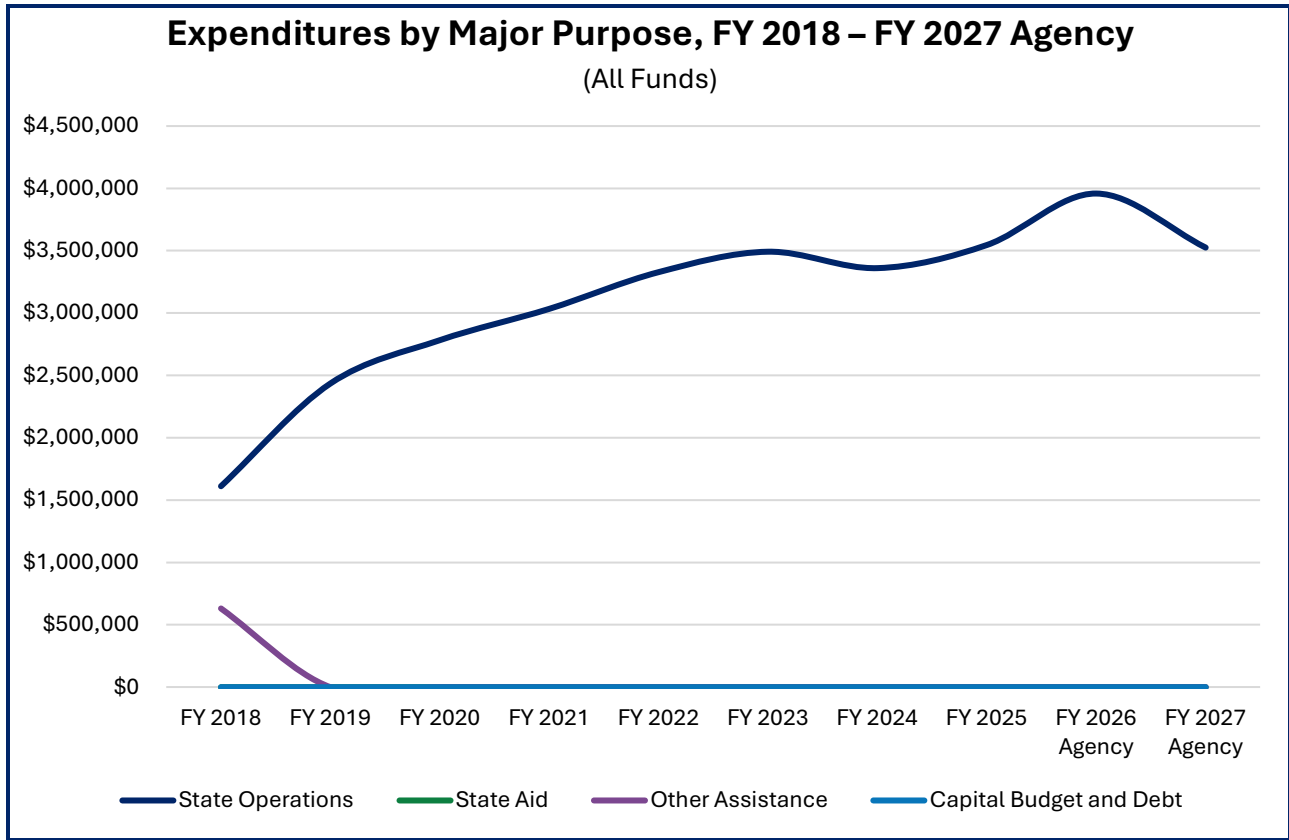
5-Year Change (FY 2023–2027)	\$ -	--	\$ 33,092	0.9	-	11.6
5-Year Change (FY 2018–2027)	-	--	1,283,371	57.3	7.00	33.1
3-Year Average** (FY 2023–2025)	-	N/A	3,465,311	N/A	19.67	N/A

* Note: Consumer Price Index for All Urban Consumers estimate for FY 2026 and FY 2027 is from the Consensus Revenue Estimating Group.

** Note: Reflects the three most recent years of actuals data.

KANSAS BOARD OF PHARMACY

Budget Summary – Agency Request



Expenditures by Category, FY 2024 – FY 2027 Agency
(All Funds)

	FY 2026 Agency % of Total	FY 2024 Actual	FY 2025 Actual	FY 2026 Approved	FY 2026 Agency	FY 2027 Agency
State Operations						
Salaries and Wages	55.4 %	\$ 1,821,004	\$ 2,038,002	\$ 2,232,958	\$ 2,192,015	\$ 2,227,764
Contractual Services	42.7	1,481,210	1,477,430	1,769,237	1,688,089	1,183,062
Commodities	1.2	21,179	22,044	48,505	46,805	48,635
Capital Outlay	0.8	36,233	7,541	31,000	31,000	64,920
Operating Adjustments	--	-	-	-	-	-
Subtotal	100.0 %	\$ 3,359,626	\$ 3,545,017	\$ 4,081,700	\$ 3,957,909	\$ 3,524,381
State Aid and Assistance						
Aid to Locals	-- %	\$ -	\$ -	\$ -	\$ -	\$ -
Other Assistance	--	-	-	-	-	-
Subtotal	-- %	\$ -	\$ -	\$ -	\$ -	\$ -
Capital Budget and Debt						
Capital Improvements	-- %	\$ -	\$ -	\$ -	\$ -	\$ -
Debt Service Principal	--	-	-	-	-	-
Debt Service Interest	--	-	-	-	-	-
Subtotal	-- %	\$ -	\$ -	\$ -	\$ -	\$ -
Reappropriations	-- %	\$ -	\$ -	\$ -	\$ -	\$ -
GRAND TOTAL	100.0 %	\$ 3,359,626	\$ 3,545,017	\$ 4,081,700	\$ 3,957,909	\$ 3,524,381

KANSAS BOARD OF PHARMACY

Budget Summary – Agency Request

State Operations

Expenditures by Classification, FY 2024 – FY 2027 Agency						
(State Operations, All Funds)						
	FY 2026 Agency % of Total	FY 2024 Actual	FY 2025 Actual	FY 2026 Approved	FY 2026 Agency	FY 2027 Agency
Salaries and Wages						
Employee Pay	41.8 %	\$ 1,351,081	\$ 1,537,628	\$ 1,662,704	\$ 1,655,070	\$ 1,669,997
Employee Benefits	13.6	469,923	500,374	570,254	536,945	557,767
Shrinkage	--	-	-	-	-	-
Subtotal	55.4 %	\$ 1,821,004	\$ 2,038,002	\$ 2,232,958	\$ 2,192,015	\$ 2,227,764
Contractual Services						
Communication	1.8 %	\$ 27,285	\$ 27,321	\$ 85,625	\$ 71,625	\$ 73,190
Fees (Professional)	6.0	152,235	199,150	212,850	237,850	243,180
Fees (Other Services)	7.9	198,378	204,665	316,880	313,248	319,912
Freight and Express	--	-	-	-	-	-
Printing and Advert.	0.1	1,210	513	5,665	5,665	5,835
Rent	9.7	304,208	321,844	370,894	384,895	393,275
Repair and Servicing	14.4	729,478	646,932	665,998	569,540	64,040
Travel and Subsist.	2.2	57,691	64,103	97,585	87,026	64,540
Utilities	--	-	-	-	-	-
Other	0.5	10,725	12,902	13,740	18,240	19,090
Subtotal	42.7 %	\$ 1,481,210	\$ 1,477,430	\$ 1,769,237	\$ 1,688,089	\$ 1,183,062
Commodities						
Clothing	0.1 %	\$ 4,000	\$ 3,000	\$ 1,545	\$ 1,545	\$ 1,590
Constr. Materials	--	-	-	-	-	-
Food	--	-	-	-	-	-
Fuel	--	-	-	-	-	-
Motor Vehicle Parts	0.5	10,909	9,274	21,160	21,160	22,225
Supplies (Office)	0.4	4,165	6,133	15,605	13,905	14,320
Supplies (Prof.)	0.1	30	-	720	720	740
Supplies (Research)	--	-	-	-	-	-
Other	0.2	2,075	3,637	9,475	9,475	9,760
Subtotal	1.2 %	\$ 21,179	\$ 22,044	\$ 48,505	\$ 46,805	\$ 48,635
Capital Outlay						
Books	-- %	\$ 290	\$ 47	\$ -	\$ -	\$ -
Computer Hardware	0.1	3,012	2,992	5,355	5,355	5,515
Computer Software	0.1	-	-	5,460	5,460	5,625
Equipment, Furniture	0.5	32,931	4,502	20,185	20,185	53,780
Info. Processing	--	-	-	-	-	-
Telecommunications	--	-	-	-	-	-
Other	--	-	-	-	-	-
Subtotal	0.8 %	\$ 36,233	\$ 7,541	\$ 31,000	\$ 31,000	\$ 64,920
Operating Adjustments	-- %	\$ -	\$ -	\$ -	\$ -	\$ -
TOTAL	100.0 %	\$ 3,359,626	\$ 3,545,017	\$ 4,081,700	\$ 3,957,909	\$ 3,524,381

KANSAS BOARD OF PHARMACY

Budget Summary – Agency Request

Expenditures by Program

Expenditures by Program, FY 2024 – FY 2027 Agency						
(All Funds)						
	FY 2026 Agency % of Total	FY 2024 Actual	FY 2025 Actual	FY 2026 Approved	FY 2026 Agency	FY 2027 Agency
Administration	100.0 %	\$ 3,322,126	\$ 3,517,642	\$ 4,081,700	\$ 3,957,909	\$ 3,524,381
eLicense Enhancements	--	37,500	27,375	-	-	-
TOTAL	100.0 %	\$ 3,359,626	\$ 3,545,017	\$ 4,081,700	\$ 3,957,909	\$ 3,524,381

FTE Positions by Program, FY 2024 – FY 2027 Agency						
	FY 2026 Agency % of Total	FY 2024 Actual	FY 2025 Actual	FY 2026 Approved	FY 2026 Agency	FY 2027 Agency
Administration	100.0 %	20.0	20.0	20.0	19.0	19.0
eLicense Enhancements	--	--	--	--	--	--
TOTAL	100.0 %	20.0	20.0	20.0	19.0	19.0

KANSAS BOARD OF PHARMACY

Budget Summary – Agency Request

Expenditures by Fund

Expenditures by Fund, FY 2024 – FY 2027 Agency						
	FY 2026 Agency % of Total	FY 2024 Actual	FY 2025 Actual	FY 2026 Approved	FY 2026 Agency	FY 2027 Agency
State General Fund	-- %	\$ -	\$ -	\$ -	\$ -	\$ -
Fee Funds	75.7	2,179,293	2,372,138	2,994,914	2,994,914	3,205,483
Federal Funds	19.1	798,000	974,897	760,166	754,442	108,319
All Other Funds	5.3	382,333	197,982	326,620	208,553	210,579
TOTAL	100.0 %	\$ 3,359,626	\$ 3,545,017	\$ 4,081,700	\$ 3,957,909	\$ 3,524,381

Fee Fund Analysis

The State Board of Pharmacy Fee Fund receives fee revenue from the licensing of pharmacists, pharmacy technicians, pharmacies, drug manufacturers and distributors, and retail dealers, as well as the administration of pharmacist licensing examinations. Pharmacist licensees and pharmacy technician registrations are renewed on a biennial basis. Facility registrations and permits are renewed annually. [KSA 75-3170a\(a\)](#) provides that 90.0 percent of incoming revenues are retained by the agency and 10.0 percent are deposited into the State General Fund (SGF), up to a maximum of \$100,000 per fiscal year per fund.

State Board of Pharmacy Fee Fund					
FY 2024 – FY 2027 Agency					
	FY 2024 Actual	FY 2025 Actual	FY 2026 Agency	FY 2027 Agency	
Beginning Balance	\$ 3,273,022	\$ 3,321,112	\$ 3,277,575	\$ 2,461,661	
Revenue					
Agency Earnings	\$ 1,847,355	\$ 2,012,670	\$ 1,924,000	\$ 1,924,000	
Other Revenue	234,790	211,221	150,000	150,000	
Non-Revenue Receipts	91,695	104,710	105,000	105,000	
Source 4	-	-	-	-	
Encumbrances	53,543	-	-	-	
Subtotal – Revenue	\$ 2,227,383	\$ 2,328,601	\$ 2,179,000	\$ 2,179,000	
Total Amount Available	\$ 5,500,405	\$ 5,649,713	\$ 5,456,575	\$ 4,640,661	
Expenditures					
Salaries and Wages	\$ 1,461,947	\$ 1,670,878	\$ 1,868,173	\$ 2,072,163	
Contractual Services	660,449	672,075	1,048,936	1,019,765	
Commodities	20,814	21,644	46,805	48,635	
Capital Outlay	36,083	7,541	31,000	64,920	
Subtotal – Expenditures	\$ 2,179,293	\$ 2,372,138	\$ 2,994,914	\$ 3,205,483	
Ending Balance	\$ 3,321,112	\$ 3,277,575	\$ 2,461,661	\$ 1,435,178	

KANSAS BOARD OF PHARMACY

Budget Summary – Agency Request

State Board of Pharmacy Fees, FY 2026			
Fee	Current Fee	Statutory Limit*	Previous Fee**
Pharmacists by Exam	\$100	\$350	\$ -
Pharmacists by Reciprocity	125	250	-
Pharmacist Renewal	150	200	-
Pharmacy Intern	20	25	-
Pharmacy Technician	20	50	-
Pharmacy Registration	150	150	-
Pharmacy Renewal	125	125	-
Manufacturer Registration	350	500	-
Manufacturer Renewal	350	400	-
Wholesale Distributor Registration	350	500	-
Wholesale Distributor Renewal	350	400	-
Non-prescription Drug Wholesaler	50	50	-
Non-prescription Drug Wholesaler Renewal	50	50	-
Retailer Dealer Permit	10	12	-
Retailer Dealer Permit Renewal	10	12	-
Sample Distribution Permit	30	50	-
Sample Distribution Permit Renewal	30	50	-
Durable Medical Equipment Provider	300	300	-
Durable Medical Equipment Provider Renewal	300	300	-
Third-party Logistics Provider	350	500	-
Third-party Logistics Provider Renewal	350	400	-
Non-prescription Third-party Logistics Provider	50	50	-
Non-prescription Third-party Logistics Provider Renewal	50	50	-
Outsourcing Facility	350	500	-
Outsourcing Facility Renewal	350	400	-
Automated Dispensing System	20	40	-
Automated Dispensing System Renewal	20	35	-

* Note: The authority for these fees is found in KSA 74-1609.

** Note: These fees were changed within the last two fiscal years.

KANSAS BOARD OF PHARMACY

Budget Summary – Agency Request

FY 2026 Analysis

Summary of Agency Budget Request, FY 2026						
	SGF	State Board of Pharmacy Fee Fund	All Other Funds	Total	FTE Positions	
Approved, FY 2026						
1. 2025 SB 125	\$ -	\$ 2,994,914	\$ 1,086,786	\$ 4,081,700	20.0	
Reappropriations						
No Reappropriations	\$ -	\$ -	\$ -	\$ -	--	
Supplemental Requests						
No Supplemental Requests	\$ -	\$ -	\$ -	\$ -	--	
Agency Changes						
2. Federal Funding	\$ -	\$ -	\$ (5,724)	\$ (5,724)	--	
3. Prescription Drug Monitoring	-	-	(118,067)	(118,067)	--	
4. Senior Administrative Assistant	-	-	-	-	(1.0)	
Subtotal – Agency Changes	\$ -	\$ -	\$ (123,791)	\$ (123,791)	(1.0)	
TOTAL – Agency Revised Estimate	\$ -	\$ 2,994,914	\$ 962,995	\$ 3,957,909	19.0	

Approved Budget

1. 2025 SB 125

The 2025 Legislature passed, and the Governor enacted, one bill appropriating and adjusting funding for state agencies. Select appropriations for this agency include:

- **Pay Plan:** The Legislature approved increasing funding for salaries and wages by \$54,891 in FY 2026 to provide salary increases for most state employees based on the Department of Administration’s market survey.

Agency Changes

2. Federal Funding

The agency’s revised estimate includes a decrease of \$5,724, all from federal funds, in FY 2026. This decrease is primarily attributable to the cancellation of the Harold Rogers Supplement federal grant.

3. Prescription Drug Monitoring

The agency’s revised estimate includes a decrease of \$118,067, all from special revenue funds, for a balance of \$544,290 in FY 2026. The decrease is primarily attributable to a decrease in computer software maintenance.

4. Senior Administrative Assistant

The agency’s revised estimate includes a decrease of 1.0 FTE positions, for a total of 19.0 FTE positions in FY 2026. The decrease is attributable to the Board discontinuing the position to increase the salary and qualifications of the pharmacy compliance officer to a licensed pharmacist.

KANSAS BOARD OF PHARMACY

Budget Summary – Agency Request

FY 2027 Analysis

Summary of Agency Budget Request, FY 2027						
	SGF	State Board of Pharmacy Fee Fund	All Other Funds	Total	FTE Positions	
Approved, FY 2027						
1. 2025 SB 125	\$	\$ 3,607,526	\$ 471,539	\$ 4,079,065	20.0	
Enhancement Requests						
No Enhancement Requests	\$	- \$	- \$	- \$	--	
Agency Changes						
2. Fee Fund Reduction	\$	- \$ (402,043)	\$ -	\$ (402,043)	--	
3. Senior Administrative Assistant	-	-	-	-	(1.0)	
4. Federal Funding	-	-	(163,966)	(163,966)	--	
5. All Other Adjustments	-	-	11,325	11,325	--	
Subtotal – Agency Changes	\$	- \$ (402,043)	\$ (152,641)	\$ (554,684)	(1.0)	
TOTAL – Agency Request	\$	- \$ 3,205,483	\$ 318,898	\$ 3,524,381	19.0	

Approved Budget

1. 2025 SB 125

[KSA 75-3717\(f\)](#) requires select agencies, of a primarily regulatory nature, to submit a budget request for an additional fiscal year at the beginning of a biennium. The State Board of Pharmacy is one such biennial agency and has an approved budget for FY 2027.

Agency Changes

2. Fee Fund Reduction

The agency's request includes a decrease of \$402,043, all from the State Board of Pharmacy Fee Fund, for FY 2027. The decrease is primarily attributable to decreased contractual services related to computer software maintenance.

3. Senior Administrative Assistant

The agency's request includes a decrease of 1.0 FTE positions, for a total of 19.0 FTE positions in FY 2026. The decrease is attributable to the Board discontinuing the position to increase the salary and qualifications of the pharmacy compliance officer to a licensed pharmacist.

4. Federal Funding

The agency's request includes a decrease of \$163,966, all from federal funds, for FY 2027. This decrease is attributable to the cancellation of the Harold Rogers Supplement federal grant.

5. Prescription Drug Monitoring

The agency's request includes an increase of \$11,325, all from special revenue funds, for FY 2027. This increase is attributable to increases in contractual services for information processing equipment.