

KANSAS DEPARTMENT OF TRANSPORTATION

Budget Summary – Agency Request

Executive Summary

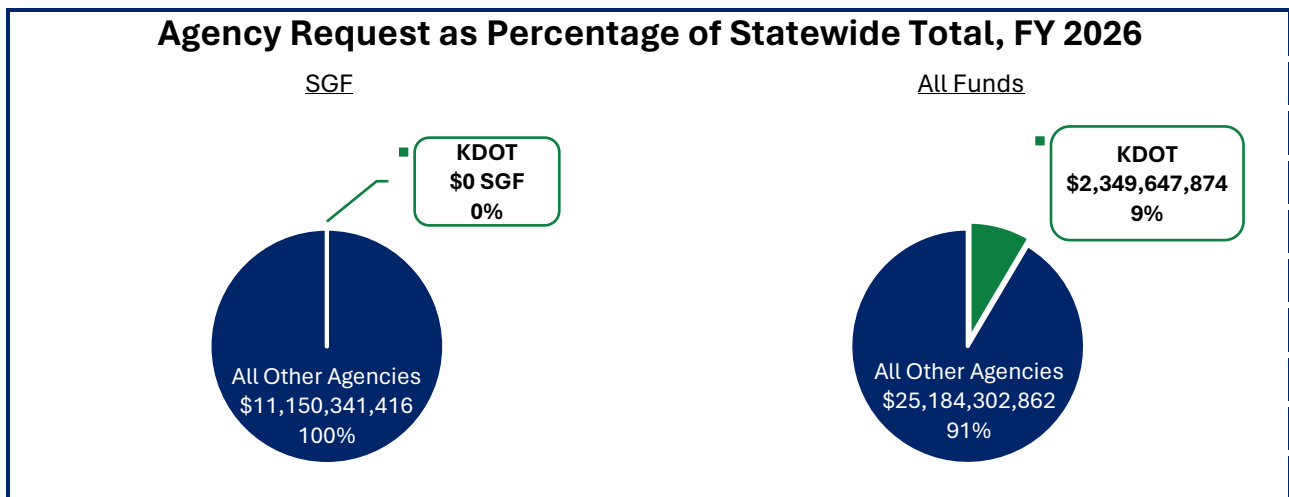
The Kansas Department of Transportation (KDOT) is a cabinet-level agency headed by a Secretary appointed by the Governor. The purpose of KDOT is to coordinate the planning, development, and operation of the various modes and systems of transportation within the state. KDOT has administrative and planning responsibilities for aviation, highways, public transportation, railroads, and waterways. However, the agency’s efforts focus on approximately 10,000 miles of the state highway system's more than 140,372 total miles of public roads and highways ([KSA 68-406\(a\)](#)). Of those miles, approximately 10,000 are maintained by KDOT, 238 by the Kansas Turnpike Authority, and approximately 130,000 by local governments. There are also 307 miles located on the grounds of state parks. Of the miles of highway maintained by the State, 635 are on the interstate highway system. The State of Kansas ranks fourth nationwide in the total number of public roads, and fifth in the total number of bridges. Statewide, there are approximately 25,000 bridges.

STATE OPERATIONS AND CAPITAL IMPROVEMENTS

In a state agency budget, state operations include operating costs for salaries and wages, contractual services, commodities, and capital outlay. Budgets also include separate categories for state aid, other assistance, and capital improvements. The KDOT budget differs from other agency budgets in that expenditures typically considered state operations are included with budgeted capital improvements expenditures.

For budgeting and accounting purposes, an expenditure is categorized as reportable only when it initially is spent to avoid double counting. Nonreportable expenditures account for interfund transfers, including those from the State Highway Fund (SHF) to other entities where the reportable expenditure occurs. These transfers also include proceeds from highway bonds expended for construction projects. The magnitude of nonreportable spending by KDOT is significant. Within the agency’s budget submission, nonreportable expenditures total \$211.0 million in FY 2026 and \$634.2 million for FY 2027.

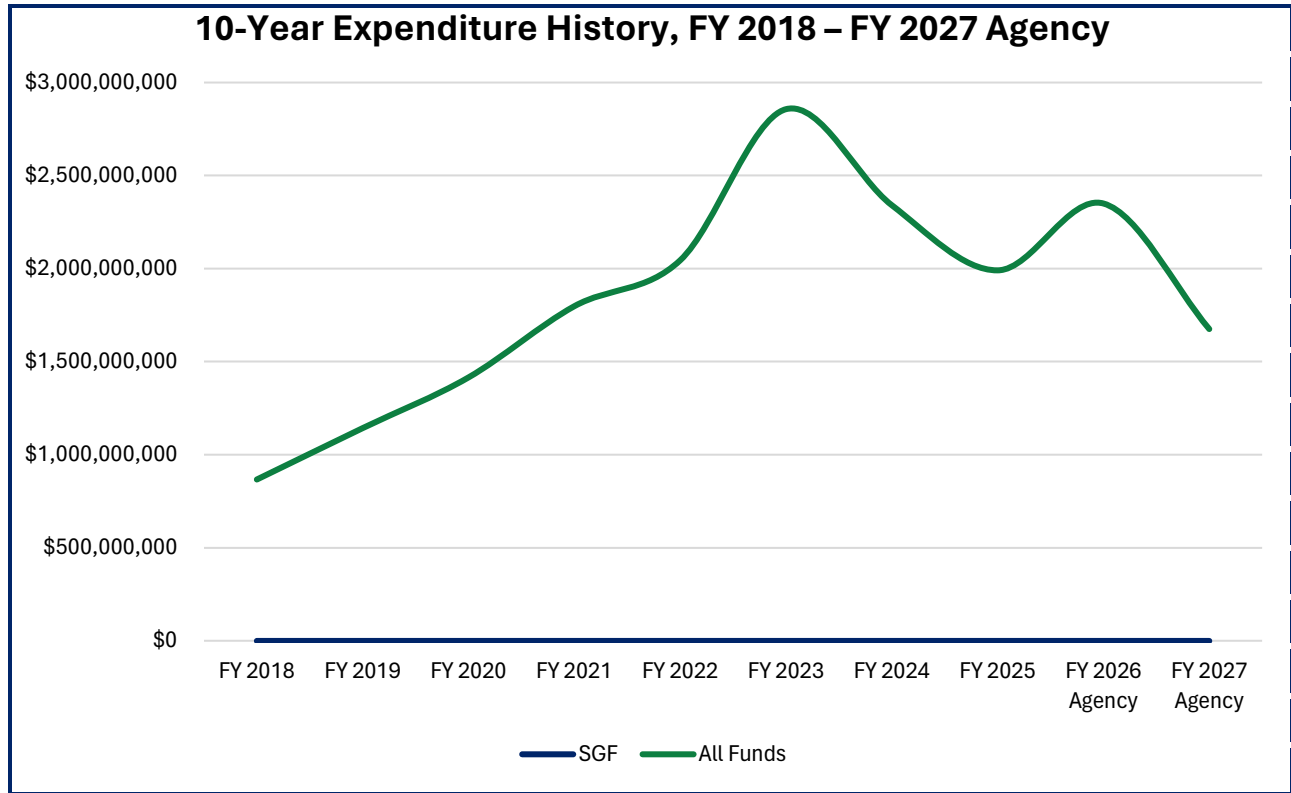
Expenditures by Fiscal Year and Version				
	SGF	All Funds	Note	
FY 2024 Actual	\$ -	\$ 2,340,555,463	Actual expenditures	
FY 2025 Actual	-	1,990,370,564	Actual expenditures	
FY 2026 Approved	-	1,687,178,787	2025 SB 125	
FY 2026 Agency	-	2,349,647,874	Revised estimate, submitted September 2025	
FY 2027 Agency	-	1,674,825,407	Agency request, submitted September 2025	



KANSAS DEPARTMENT OF TRANSPORTATION

Budget Summary – Agency Request

Summary of Expenditures



Fiscal Year	SGF		All Funds		FTE	CPI-U*
	Amount	Change (%)	Amount	Change (%)		
FY 2018	\$	-	\$ 866,154,640	(20.3)	2,355.3	0.2
FY 2019		-	1,142,395,819	31.9	2,351.0	--
FY 2020		-	1,414,847,339	23.8	2,351.0	0.8
FY 2021		-	1,797,627,262	27.1	2,250.3	2.4
FY 2022		-	2,044,174,701	13.7	2,297.3	9.2
FY 2023		-	2,856,619,134	39.7	2,283.3	5.8
FY 2024		-	2,340,555,463	(18.1)	2,288.8	3.0
FY 2025		-	1,990,370,564	(15.0)	2,288.8	3.0
FY 2026 Agency		-	2,349,647,874	18.1	2,345.0	2.8
FY 2027 Agency		-	1,674,825,407	(28.7)	2,345.0	2.4

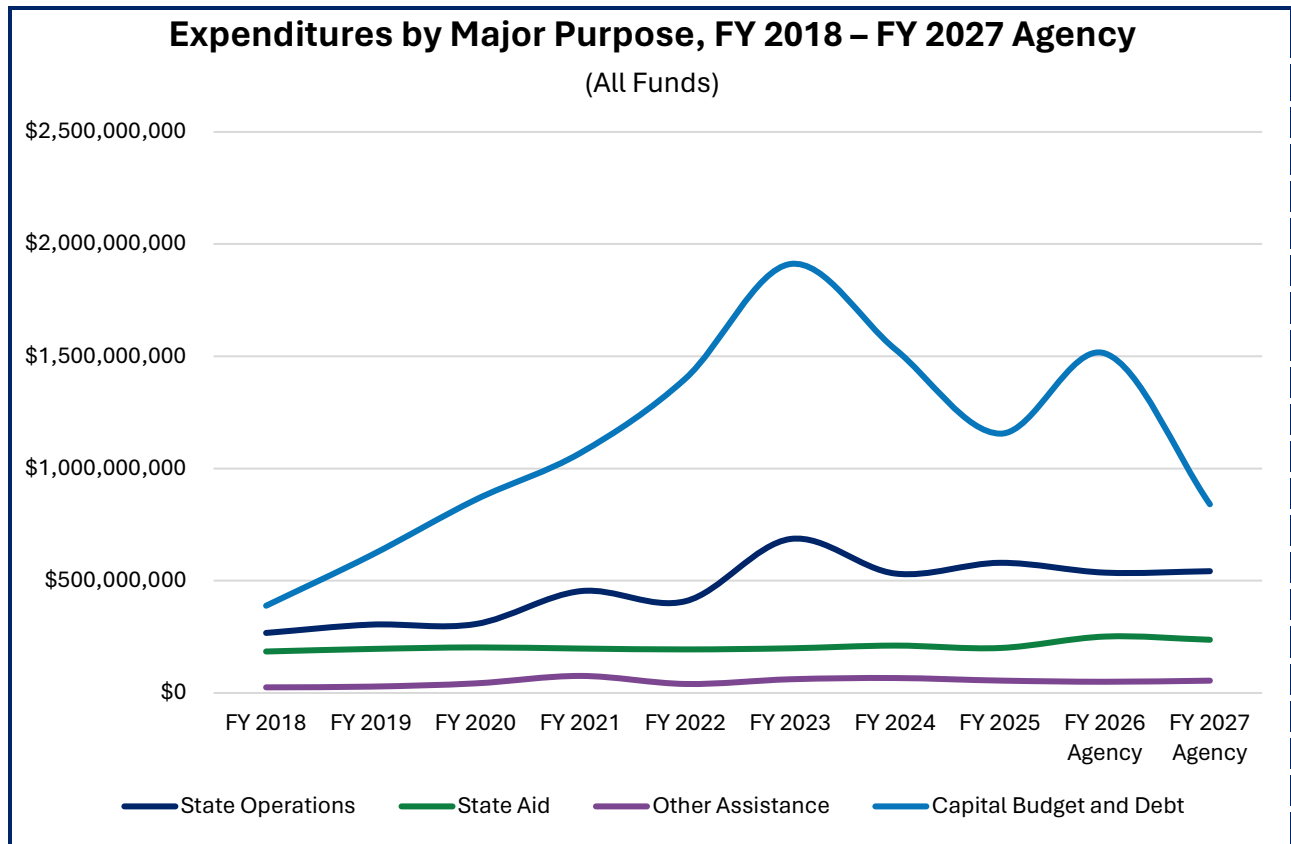
5-Year Change (FY 2023–2027)	\$	-	\$ (1,181,793,727)	(41.4)	61.7	11.6
10-Year Change (FY 2018–2027)		-	808,670,767	93.4	(10.3)	33.1
3-Year Average** (FY 2023–2025)		-	2,395,848,387	N/A	2,286.9	--

* Note : Consumer Price Index for All Urban Consumers estimate for FY 2026–FY 2027 is from the Consensus Revenue Estimating Group.

** Note : Reflects the three most recent years of actuals data.

KANSAS DEPARTMENT OF TRANSPORTATION

Budget Summary – Agency Request



Expenditures by Category, FY 2024 – FY 2027 Agency

(All Funds, Dollars in Thousands)

	FY 2026 Agency % of Total	FY 2024 Actual	FY 2025 Actual	FY 2026 Approved	FY 2026 Agency	FY 2027 Agency
State Operations						
Salaries and Wages	8.5 %	\$ 169,594.1	\$ 181,400.0	\$ 200,709.5	\$ 199,194.3	\$ 200,724.5
Contractual Services	11.6	283,812.9	318,664.5	253,299.8	272,969.0	276,313.2
Commodities	2.0	39,283.2	40,045.4	46,823.1	46,685.1	46,698.3
Capital Outlay	0.7	39,164.1	39,482.4	18,079.5	17,036.7	18,568.7
Operating Adjustments	--	-	-	-	-	-
Subtotal	22.8 %	\$ 531,854.4	\$ 579,592.3	\$ 518,911.9	\$ 535,885.1	\$ 542,304.7
State Aid and Assistance						
Aid to Locals	10.7 %	\$ 211,136.0	\$ 200,485.3	\$ 237,293.7	\$ 251,266.1	\$ 237,017.8
Other Assistance	2.1	67,048.1	55,575.2	52,714.7	50,343.6	55,331.8
Subtotal	12.8 %	\$ 67,048.1	\$ 55,575.2	\$ 52,714.7	\$ 50,343.6	\$ 55,331.8
Capital Budget and Debt						
Capital Improvements	56.4 %	\$ 1,359,867.7	\$ 974,095.2	\$ 692,929.4	\$ 1,326,221.5	\$ 630,975.9
Debt Service Principal	4.7	103,415.0	106,125.0	109,390.0	109,390.0	120,215.0
Debt Service Interest	3.3	67,234.3	74,497.6	75,939.0	76,541.6	88,980.1
Subtotal	64.4 %	\$ 1,530,517.0	\$ 1,154,717.8	\$ 878,258.4	\$ 1,512,153.2	\$ 840,171.1
Reappropriations	-- %	\$ -	\$ -	\$ -	\$ -	\$ -
GRAND TOTAL	100.0 %	\$ 2,340,555.5	\$ 1,990,370.6	\$ 1,687,178.8	\$ 2,349,647.9	\$ 1,674,825.4

KANSAS DEPARTMENT OF TRANSPORTATION

Budget Summary – Agency Request

State Operations

Expenditures by Classification, FY 2024 – FY 2027 Agency						
(State Operations, All Funds, Dollars in Thousands)						
	FY 2026 Agency % of Total	FY 2024 Actual	FY 2025 Actual	FY 2026 Approved	FY 2026 Agency	FY 2027 Agency
Salaries and Wages						
Employee Pay	6.0 %	\$ 119,783.0	\$ 129,945.9	\$ 142,302.0	\$ 141,925.2	\$ 141,927.7
Employee Benefits	2.4	49,811.2	51,454.1	58,407.5	57,269.1	58,796.8
Shrinkage	--	-	-	-	-	-
Subtotal	8.5 %	\$ 169,594.1	\$ 181,400.0	\$ 200,709.5	\$ 199,194.3	\$ 200,724.5
Contractual Services						
Communication	0.2 %	\$ 4,283.5	\$ 4,377.9	\$ 4,686.1	\$ 4,663.9	\$ 4,280.2
Fees (Professional)	9.0	221,953.3	253,941.4	193,941.9	212,177.4	215,109.1
Fees (Other Services)	0.7	16,975.1	18,556.9	16,283.3	16,191.5	16,673.9
Freight and Express	0.1	26.2	23.2	25.4	20.4	20.4
Printing and Advertising	0.1	232.4	224.1	296.3	247.1	247.8
Rent and Leases	0.5	8,388.3	10,052.6	10,194.9	11,492.1	11,499.7
Repair and Servicing	0.7	21,126.6	20,286.2	15,581.3	15,829.9	16,034.1
Travel and Subsistence	0.1	2,051.2	2,143.7	2,738.0	2,849.8	2,895.9
Utilities	0.3	5,767.4	6,127.2	6,220.2	6,323.0	6,336.7
Other	0.1	3,009.0	2,931.4	3,332.5	3,173.9	3,215.4
Subtotal	11.6 %	\$ 283,812.9	\$ 318,664.5	\$ 253,299.8	\$ 272,969.0	\$ 276,313.2
Commodities						
Clothing	0.1 %	\$ 816.0	\$ 782.0	\$ 1,248.7	\$ 1,178.8	\$ 1,276.8
Equipment and Parts	1.2	22,028.6	23,911.1	27,827.4	27,494.1	27,484.9
Food	--	-	0.0	-	-	-
Fuel	0.1	35.3	35.6	37.7	38.4	38.4
Motor Vehicle Parts	0.7	14,464.8	13,239.5	15,440.2	15,714.9	15,649.9
Supplies (Office)	0.1	345.4	311.8	635.7	519.5	502.9
Supplies (Professional)	0.1	288.7	284.8	350.4	447.0	442.7
Supplies (Research)	--	-	-	-	-	-
Other	0.1	1,304.4	1,480.5	1,282.8	1,292.4	1,302.7
Subtotal	2.0 %	\$ 39,283.2	\$ 40,045.4	\$ 46,823.1	\$ 46,685.1	\$ 46,698.3
Capital Outlay						
Books	0.1 %	\$ 6.1	\$ 3.7	\$ 11.0	\$ 10.6	\$ 10.6
Computer Hardware	0.1	220.3	188.2	481.9	478.3	462.7
Computer Software	0.1	74.0	99.8	691.8	146.0	146.0
Equipment, Furniture	0.6	36,898.1	36,887.4	15,354.3	14,602.5	16,024.2
Information Processing	0.1	65.1	327.2	0.3	234.4	380.3
Telecommunications	0.1	557.7	824.8	1,534.8	1,559.4	1,539.4
Other	0.1	1,342.8	1,151.3	5.5	5.5	5.5
Subtotal	0.7 %	\$ 39,164.1	\$ 39,482.4	\$ 18,079.5	\$ 17,036.7	\$ 18,568.7
Operating Adjustments	-- %	\$ -	\$ -	\$ -	\$ -	\$ -
TOTAL	22.8 %	\$ 531,854.4	\$ 579,592.3	\$ 518,911.9	\$ 535,885.1	\$ 542,304.7

KANSAS DEPARTMENT OF TRANSPORTATION

Budget Summary – Agency Request

State Aid

Expenditures by Classification, FY 2024 – FY 2027 Agency						
(State Aid, All Funds, Dollars in Thousands)						
	FY 2026 Agency % of Total	FY 2024 Actual	FY 2025 Actual	FY 2026 Approved	FY 2026 Agency	FY 2027 Agency
State Aid						
Federal Aid Payments	0.2 %	\$ 6,701.9	\$ 3,707.5	\$ 4,668.5	\$ 4,995.0	\$ 5,050.0
State Aid Payments	10.5	204,434.1	196,777.8	232,625.2	246,271.1	231,967.8
TOTAL	10.7 %	\$ 211,136.0	\$ 200,485.3	\$ 237,293.7	\$ 251,266.1	\$ 237,017.8

Other Assistance

Expenditures by Classification, FY 2024 – FY 2027 Agency						
(Other Assistance, All Funds, Dollars in Thousands)						
	FY 2026 Agency % of Total	FY 2024 Actual	FY 2025 Actual	FY 2026 Approved	FY 2026 Agency	FY 2027 Agency
Other Assistance						
Claims	0.1 %	\$ 514.4	\$ 81.9	\$ 800.0	\$ 800.0	\$ 800.0
Federal Aid Payments	1.5	29,753.9	21,844.1	36,285.5	36,329.3	41,317.2
State Aid Payments	0.6	10,916.2	8,041.6	15,629.2	13,214.2	13,214.6
Other	--	25,863.5	25,607.5	-	-	-
TOTAL	2.1 %	\$ 67,048.1	\$ 55,575.2	\$ 52,714.7	\$ 50,343.6	\$ 55,331.8

Capital Budget and Debt

Expenditures by Classification, FY 2024 – FY 2027 Agency						
(Capital Budget and Debt, All Funds, Dollars in Thousands)						
	FY 2026 Agency % of Total	FY 2024 Actual	FY 2025 Actual	FY 2026 Approved	FY 2026 Agency	FY 2027 Agency
Capital Improvements						
Buildings	1.1 %	\$ 11,648.8	\$ 28,825.6	\$ 17,517.9	\$ 26,362.1	\$ 17,664.6
Highways and Bridges	54.0	1,305,565.3	910,215.1	643,711.5	1,268,159.4	581,611.4
Land	1.3	42,570.0	35,054.5	31,700.0	31,700.0	31,700.0
Nonstructural	--	83.7	-	-	-	-
Subtotal	56.4 %	\$ 1,359,867.7	\$ 974,095.2	\$ 692,929.4	\$ 1,326,221.5	\$ 630,975.9
Debt Service						
Principal Payments	4.7 %	\$ 103,415.0	\$ 106,125.0	\$ 109,390.0	\$ 109,390.0	\$ 120,215.0
Interest Charges	3.3	67,234.3	74,497.6	75,939.0	76,541.6	88,980.1
Subtotal	7.9 %	\$ 170,649.3	\$ 180,622.6	\$ 185,329.0	\$ 185,931.6	\$ 209,195.1
TOTAL	64.4 %	\$ 1,530,517.0	\$ 1,154,717.8	\$ 878,258.4	\$ 1,512,153.2	\$ 840,171.1

KANSAS DEPARTMENT OF TRANSPORTATION

Budget Summary – Agency Request

Expenditures by Program

Expenditures by Program, FY 2024 – FY 2027 Agency						
(All Funds, Dollars in Thousands)						
	FY 2026 Agency % of Total	FY 2024 Actual	FY 2025 Actual	FY 2026 Approved	FY 2026 Agency	FY 2027 Agency
Administration	2.1 %	\$ 37,884.0	\$ 38,025.4	\$ 50,921.2	\$ 49,787.5	\$ 52,292.4
Office of the Secretary	0.2	4,053.3	5,569.8	5,213.7	5,151.8	4,877.9
Operations Support	0.9	17,599.2	18,368.6	19,422.8	21,520.8	20,197.3
Traffic Safety	0.7	13,888.3	16,191.6	16,351.0	16,446.9	18,215.5
Transit	2.1	45,825.8	32,201.8	48,943.7	49,036.2	56,221.7
Transportation Planning	1.3	26,942.1	31,605.7	30,334.9	30,509.4	30,569.9
Aviation	1.1	20,630.8	21,311.8	26,896.4	26,071.4	21,073.9
Rail & Freight	0.5	26,053.0	25,813.0	15,365.0	12,564.8	12,566.2
Innovative Technologies	1.2	472.0	1,097.7	15,119.3	28,254.3	16,754.3
Special City County Aid	6.6	155,103.7	156,285.8	154,687.2	155,234.1	155,234.1
Local Projects	1.1	26,202.4	15,092.2	26,860.9	26,636.0	26,648.0
Regular Maintenance	7.3	177,394.6	184,495.8	175,199.9	171,928.2	174,615.2
Communication System-	0.3	5,324.4	5,869.5	6,408.6	6,692.8	6,707.4
Debt Service	7.9	171,365.8	182,983.4	185,929.0	186,031.6	209,745.1
Design/Right of Way	1.2	22,863.7	23,915.8	28,094.4	28,178.0	28,655.9
Construction Inspection	2.0	38,676.4	42,916.3	44,501.4	47,382.4	47,474.9
Expansion	20.9	472,000.9	175,297.3	90,000.0	491,145.2	106,674.4
Modernization	6.4	137,402.5	53,818.5	136,241.2	150,501.5	150,541.0
Buildings	1.1	19,737.1	32,313.6	17,517.9	26,362.1	17,664.6
Local Construction	6.1	158,205.2	164,512.2	104,222.7	143,740.8	127,782.0
Preservation	28.8	762,930.2	762,684.7	488,947.6	676,471.8	390,313.9
TOTAL	100.0 %	\$ 2,340,555.5	\$ 1,990,370.6	\$ 1,687,178.8	\$ 2,349,647.9	\$ 1,674,825.4

FTE Positions by Program, FY 2024 – FY 2027 Agency						
	FY 2026 Agency % of Total	FY 2024 Actual	FY 2025 Actual	FY 2026 Approved	FY 2026 Agency	FY 2027 Agency
Administration	9.6 %	220.8	220.8	221.0	224.5	224.5
Office of the Secretary	1.3	34.0	34.0	32.5	31.0	31.0
Operations Support	7.5	168.5	168.5	159.0	177.0	177.0
Traffic Safety	1.8	42.5	42.5	42.0	42.0	42.0
Transit	0.1	3.0	3.0	3.0	3.0	3.0
Transportation Planning	2.7	65.0	65.0	64.0	64.0	64.0
Aviation	0.2	10.0	10.0	9.5	5.5	5.5
Rail & Freight	0.1	3.0	3.0	2.0	2.0	2.0
Innovative Technologies	0.1	2.0	2.0	2.0	2.0	2.0
Local Projects	0.8	21.0	21.0	19.0	19.0	19.0
Regular Maintenance	47.2	1,088.0	1,088.0	1,133.0	1,106.0	1,106.0
Communication System-	0.6	14.0	14.0	14.0	14.0	14.0
Design/Right of Way	9.0	210.5	210.5	211.5	210.5	210.5
Construction Inspection	19.0	406.5	406.5	432.5	444.5	444.5
TOTAL	100.0 %	2,288.8	2,288.8	2,345.0	2,345.0	2,345.0

KANSAS DEPARTMENT OF TRANSPORTATION

Budget Summary – Agency Request

Expenditures by Fund

Expenditures by Fund, FY 2024 – FY 2027 Agency						
(Dollars in Thousands)						
	FY 2026 Agency % of Total	FY 2024 Actual	FY 2025 Actual	FY 2026 Approved	FY 2026 Agency	FY 2027 Agency
State General Fund	-- %	\$ -	\$ -	\$ -	\$ -	\$ -
State Highway Fund	82.1	1,948,033.5	1,581,195.8	1,278,484.6	1,929,705.1	1,245,422.5
Federal Funds	--	1,141.4	146.6	-	-	-
All Other Funds	17.9	391,380.5	409,028.2	408,694.2	419,942.7	429,402.9
TOTAL	100.0 %	\$ 2,340,555.5	\$ 1,990,370.6	\$ 1,687,178.8	\$ 2,349,647.9	\$ 1,674,825.4

Fee Fund Analysis

The Rail Service Improvement Fund ([KSA 75-5048](#)) was created in 1991 to facilitate the financing, acquisition, and rehabilitation of railroads through loans or grants to qualified entities. Receipts from the Federal Railroad Administration initially helped capitalize the fund. All loan payments by railroads of principal and interest are deposited in the fund. As part of the Comprehensive Transportation Program, the fund received \$3.0 million per year for ten years from the State Highway Fund. The annual transfer of \$3.0 million ended in FY 2009. As part of the Transportation Works for Kansas (T-WORKS) program, transfers resumed in FY 2014 at a rate of \$5.0 million. In 2023, [HB 2335](#) was enacted, which increased the amount transferred from the State Highway Fund to the Rail Service Improvement Fund from \$5.0 million to \$10.0 million beginning in FY 2024. The bill also authorized the Rail Service Improvement Fund to be used for qualified railroad track maintenance under the Short Line Rail Improvement Fund program.

Rail Service Improvement Fund				
FY 2024 – FY 2027 Agency				
	FY 2024 Actual	FY 2025 Actual	FY 2026 Agency	FY 2027 Agency
Beginning Balance	\$ 3,910,936	\$ 11,892,525	\$ 6,814,598	\$ 6,706,892
Revenue				
Average Daily Balance Interest	\$ 885,414	\$ 1,251,533	\$ -	\$ -
Intra-State Agency Investments	-	-	800,000	600,000
Other Interest Dividend Premiums	36,591	25,998	25,000	20,000
Federal Grant Operating Transfers	18,932,194	8,789,119	817,294	-
All Other Operating Grants	\$ 450,000	\$ -	\$ -	\$ -
Reimbursement Loan Principal Other	545,406	471,579	-	-
Other Reimbursement and Refunds	-	-	450,000	400,000
Recovery of Prior Fiscal Year Expenditures	75,888	-	-	-
Other Nonrevenue Receipts	\$ 400	\$ -	\$ -	\$ -
Operating Transfers In	10,000,000	10,000,000	10,000,000	10,000,000
Subtotal – Revenue	\$ 30,925,893	\$ 20,538,229	\$ 12,092,294	\$ 11,020,000
Total Amount Available	\$ 34,836,829	\$ 32,430,754	\$ 18,906,892	\$ 17,726,892
Expenditures				
Contractual Services	\$ 7,232	\$ 8,634	\$ -	\$ -
Other Assistance	24,379,667	25,607,522	12,200,000	12,200,000
Subtotal – Expenditures	\$ 24,386,899	\$ 25,616,156	\$ 12,200,000	\$ 12,200,000
Ending Balance	\$ 10,449,930	\$ 6,814,598	\$ 6,706,892	\$ 5,526,892

KANSAS DEPARTMENT OF TRANSPORTATION

Budget Summary – Agency Request

FY 2026 Analysis

Summary of Agency Budget Request, FY 2026						
(Dollars in Thousands)						
	SGF	State Highway Fund	All Other Funds	Total	FTE Positions	
Approved, FY 2026						
1. 2025 SB 125	\$	- \$ 1,278,484.6	\$ 408,694.2	\$ 1,687,178.8	2,345.0	
Reappropriations						
No Reappropriations	\$	- \$	-	-	--	
Supplemental Requests						
No Supplemental Requests	\$	- \$	-	-	--	
Other Changes						
2. Buildings	\$	- \$ 8,844.3	-	8,844.3	--	
3. Expansion		394,145.2	-	394,145.2	--	
4. Local Construction		39,518.1	-	39,518.1	--	
5. Modernization		13,260.3	-	13,260.3	--	
6. Preservation		177,524.2	-	177,524.2	--	
7. Contractual Services - Architects and Engineers		19,754.7	-	19,754.7	--	
8. Aid to Locals - Innovative Technologies		-	13,000.0	13,000.0	--	
9. US-69 Express Fund		-	-	-	--	
10. All Other Adjustments		(1,826.2)	(1,751.5)	(3,577.7)	--	
Subtotal – Other Changes	\$	- \$ 651,220.6	\$ 11,248.5	\$ 662,469.1	--	
TOTAL – Agency Revised Estimate	\$	- \$ 1,929,705.1	\$ 419,942.7	\$ 2,349,647.9	2,345.0	

Approved Budget

1. 2025 SB 125

The 2025 Legislature passed, and the Governor enacted, one bill appropriating and adjusting funding for state agencies. Select appropriations for this agency include:

- **Construction Contracts – Highway Bridges:** The Legislature approved decreasing funding for highway bridge construction contracts by \$675.2 million, from \$1.3 billion to \$630.1 million, in FY 2026, to account for the large letting of highway bridge projects in FY 2025 that was not repeated in FY 2026.
- **Architects and Engineers:** The Legislature approved increasing funding for contractual services for Construction Program architects and engineers by \$10.1 million, from \$135.3 million to \$145.4 million, in FY 2026, to fulfill design and construction oversight and inspection roles.
- **Buildings:** The Legislature approved increasing funding for buildings by \$5.0 million, from \$12.5 million to \$17.5 million, in FY 2026, to carry out work on the Great Bend Construction Office and Surplus Property Warehouse.

KANSAS DEPARTMENT OF TRANSPORTATION

Budget Summary – Agency Request

Other Changes

2. Buildings

The agency's revised estimate includes an increase of \$8.8 million, all from the State Highway Fund, for rehabilitation and repair, subarea modernization, reroofing, vehicle shop updates, and building maintenance in FY 2026.

3. Expansion

The agency's revised estimate includes an increase of \$394.1 million, all from the State Highway Fund, for expansion projects designed to increase job growth and retention around the state, improve safety, relieve congestion, improve access, and enhance economic development in FY 2026.

4. Local Construction

The agency's revised estimate includes an increase of \$39.5 million, all from the State Highway Fund, for improvements to city and county streets and highways in FY 2026.

5. Modernization

The agency's revised estimate includes an increase of \$13.3 million, all from the State Highway Fund, for modernization projects designed to bring roadways and intersections up to current design standards in FY 2026.

6. Preservation

The agency's revised estimate includes an increase of \$177.5 million, all from the State Highway Fund, for maintenance designed to extend the lifetime of roadways and bridges in FY 2026.

7. Contractual Services – Architects and Engineers

The agency's revised estimate includes an increase of \$19.8 million, all from the State Highway Fund, for contractual services of architects and engineers, primarily for expansion, modernization, and preservation projections, in FY 2026.

8. Aid to Locals – Innovative Technologies

The agency's revised estimate includes an increase of \$13.0 million, all from special revenue funds, for state funding of innovative technology projects and broadband installation grants in FY 2026.

9. US-69 Express Fund

The agency's revised request includes the addition of the US-69 Express Lane Tolling Fund in FY 2026. The fund will be administered and managed by the secretary of transportation.

10. All Other Adjustments

The agency's revised estimate includes a decrease of \$3.6 million, including \$1.8 million from the State Highway Fund, for all other adjustments in FY 2026. This includes a reduction in salaries and wages to accurately reflect the current staffing needs for the approved number of FTE positions. Additionally, the revised estimate includes reductions in commodities for office and data processing supplies and capital outlay, primarily in regular maintenance, design/right of way, and traffic safety project equipment. Lastly, the revised estimate includes a decrease in expenditures for the Rail Service Improvement Fund to qualified non-state organizations. These decreases are partially offset by an increase in debt service interest expenditures.

KANSAS DEPARTMENT OF TRANSPORTATION

Budget Summary – Agency Request

FY 2027 Analysis

Summary of Agency Budget Request, FY 2027						
(Dollars in Thousands)						
	SGF	State Highway Fund	All Other Funds	Total	FTE Positions	
Approved, FY 2026						
2025 SB 125	\$ -	\$ 1,278,484.6	\$ 498,694.2	\$ 1,777,178.8	2,345.0	
Enhancement Requests						
No Enhancement Requests	\$ -	\$ -	\$ -	\$ -	--	
Other Changes						
1. Expansion	\$ -	\$ 9,674.4	\$ -	\$ 9,674.4	--	
2. Local Construction	-	23,559.4	-	23,559.4	--	
3. Modernization	-	13,299.8	-	13,299.8	--	
4. Preservation	-	(108,633.7)	-	(108,633.7)	--	
5. Contractual Services - Architects and Engineers	-	20,906.1	-	20,906.1	--	
6. Debt Service Interest	-	-	13,041.1	13,041.1	--	
7. Debt Service Principal	-	-	10,825.0	10,825.0	--	
8. US-69 Express Fund	-	-	-	-	--	
9. All Other Adjustments	-	8,132.0	(3,157.4)	4,974.6	--	
Subtotal – Other Changes	\$ -	\$ (33,062.1)	\$ 20,708.7	\$ (12,353.4)	--	
TOTAL – Agency Request	\$ -	\$ 1,245,422.5	\$ 519,402.9	\$ 1,764,825.4	2,345.0	

Other Changes

1. Expansion

The agency's request includes an increase of \$9.7 million, all from the State Highway Fund, for expansion projects designed to increase job growth and retention around the state, improve safety, relieve congestion, improve access, and enhance economic development for FY 2027.

2. Local Construction

The agency's request includes an increase of \$23.6 million, all from the State Highway Fund, for improvements to city and county streets and highways for FY 2027.

3. Modernization

The agency's request includes an increase of \$13.3 million, all from the State Highway Fund, for modernization projects designed to bring roadways and intersections up to current design standards for FY 2027.

4. Preservation

The agency's request includes a decrease of \$108.6 million, all from the State Highway Fund, for maintenance designed to extend the lifetime of roadways and bridges for FY 2027.

KANSAS DEPARTMENT OF TRANSPORTATION

Budget Summary – Agency Request

5. Contractual Services – Architects and Engineers

The agency's request includes an increase of \$19.8 million, all from the State Highway Fund, for contractual services of architects and engineers, primarily for design/right of way, expansion, modernization, and preservation projections, for FY 2027.

6. Debt Service Interest

The agency's request includes an increase of \$13.0 million, all from special revenue funds, for debt service interest expenditures for FY 2027.

7. Debt Service Principal

The agency's request includes an increase of \$10.8 million, all from special revenue funds, for debt service principal expenditures for FY 2027.

8. US-69 Express Fund

The agency's revised request includes the addition of the US-69 Express Lane Tolling Fund for FY 2027. The fund will be administered and managed by the secretary of transportation.

9. All Other Adjustments

The agency's request includes an increase of \$5.0 million, including \$8.1 million from the State Highway Fund, for all other adjustments for FY 2027. This includes increased expenditures in construction inspection, regular maintenance, traffic safety, and transit projects. These increases are partially offset by reductions in broadband infrastructure, air service development incentives, and Rail Service Improvement Fund expenditures.