

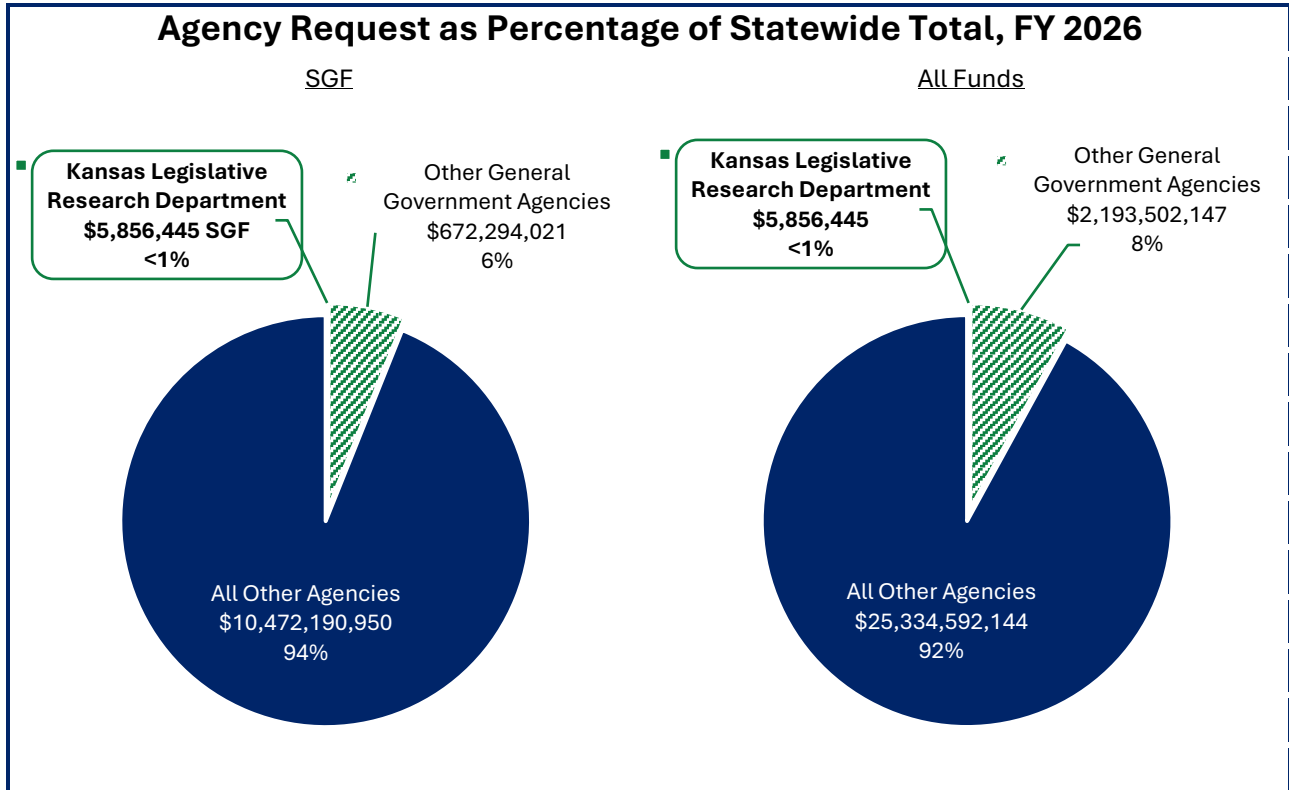
KANSAS LEGISLATIVE RESEARCH DEPARTMENT

Budget Summary – Agency Request

Executive Summary

The Kansas Legislative Research Department (KLRD) provides nonpartisan, objective research and fiscal analysis for the Legislature, its committees, and individual legislators. The Department provides staff for all legislative committees during both session and interim, including statutorily created committees (e.g., the Legislative Budget Committee, the Joint Committee on State Building Construction, and others). The Legislative Coordinating Council appoints the Director of Legislative Research, approves the budget proposed for the Department’s operation, and generally establishes the broad policies under which the Department operates.

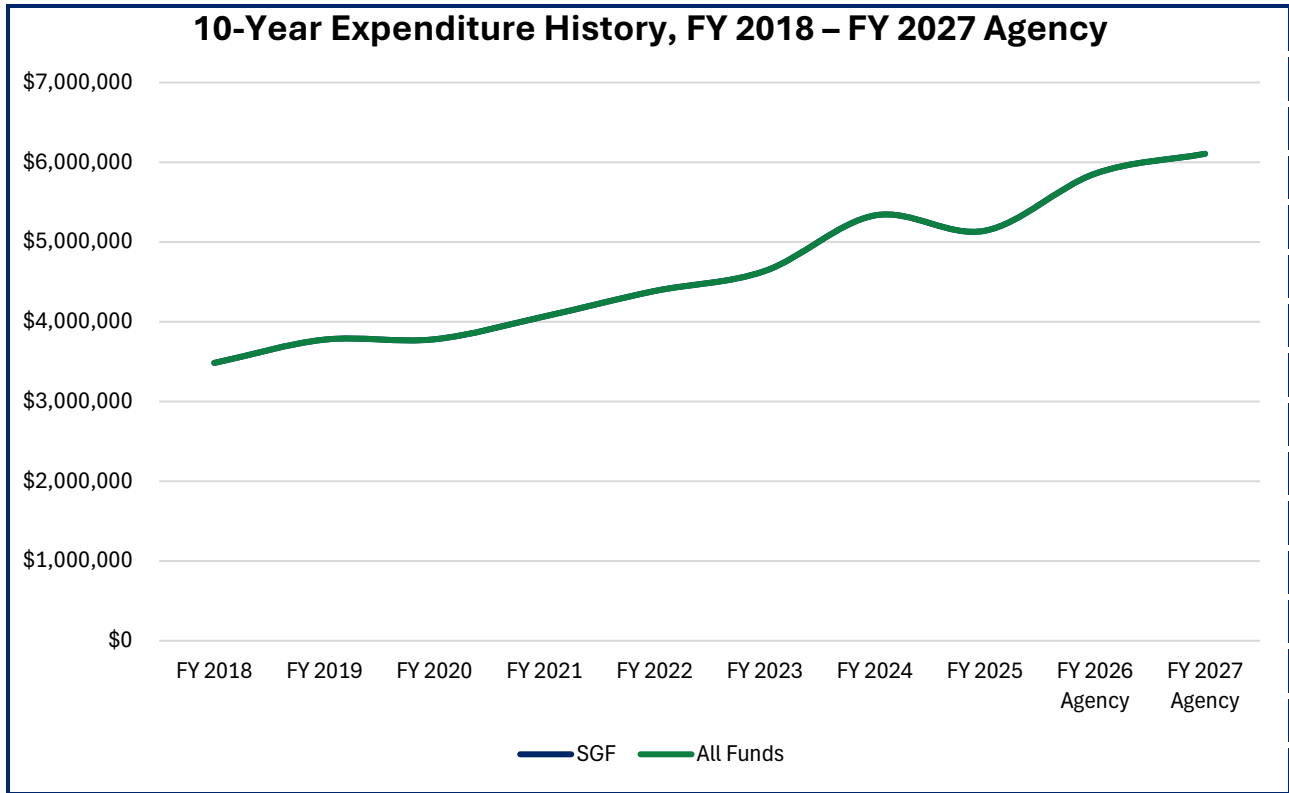
Expenditures by Fiscal Year and Version				
	SGF	All Funds	Note	
FY 2024 Actual	\$ 5,333,036	\$ 5,333,036	Actual expenditures	
FY 2025 Actual	5,141,119	5,141,119	Actual expenditures	
FY 2026 Approved	6,006,445	6,006,445	2025 SB 125	
FY 2026 Agency	5,856,445	5,856,445	Revised estimate, submitted September 2025	
FY 2027 Agency	6,105,858	6,105,858	Agency request, submitted September 2025	



KANSAS LEGISLATIVE RESEARCH DEPARTMENT

Budget Summary – Agency Request

Summary of Expenditures



Fiscal Year	SGF		All Funds		FTE	CPI-U* Change (%)
	Amount	Change (%)	Amount	Change (%)		
FY 2018	\$ 3,483,589	0.2	\$ 3,483,589	0.2	40.00	0.2
FY 2019	3,775,612	8.4	3,775,612	8.4	40.00	--
FY 2020	3,780,077	0.1	3,780,077	0.1	40.00	0.8
FY 2021	4,067,073	7.6	4,067,073	7.6	40.00	2.4
FY 2022	4,385,430	7.8	4,385,430	7.8	40.00	9.2
FY 2023	4,635,790	5.7	4,635,790	5.7	41.00	5.8
FY 2024	5,333,036	15.0	5,333,036	15.0	41.00	3.0
FY 2025	5,141,119	(3.6)	5,141,119	(3.6)	41.00	3.0
FY 2026 Agency	5,856,445	13.9	5,856,445	13.9	42.00	2.8
FY 2027 Agency	6,105,858	4.3	6,105,858	4.3	42.00	2.4

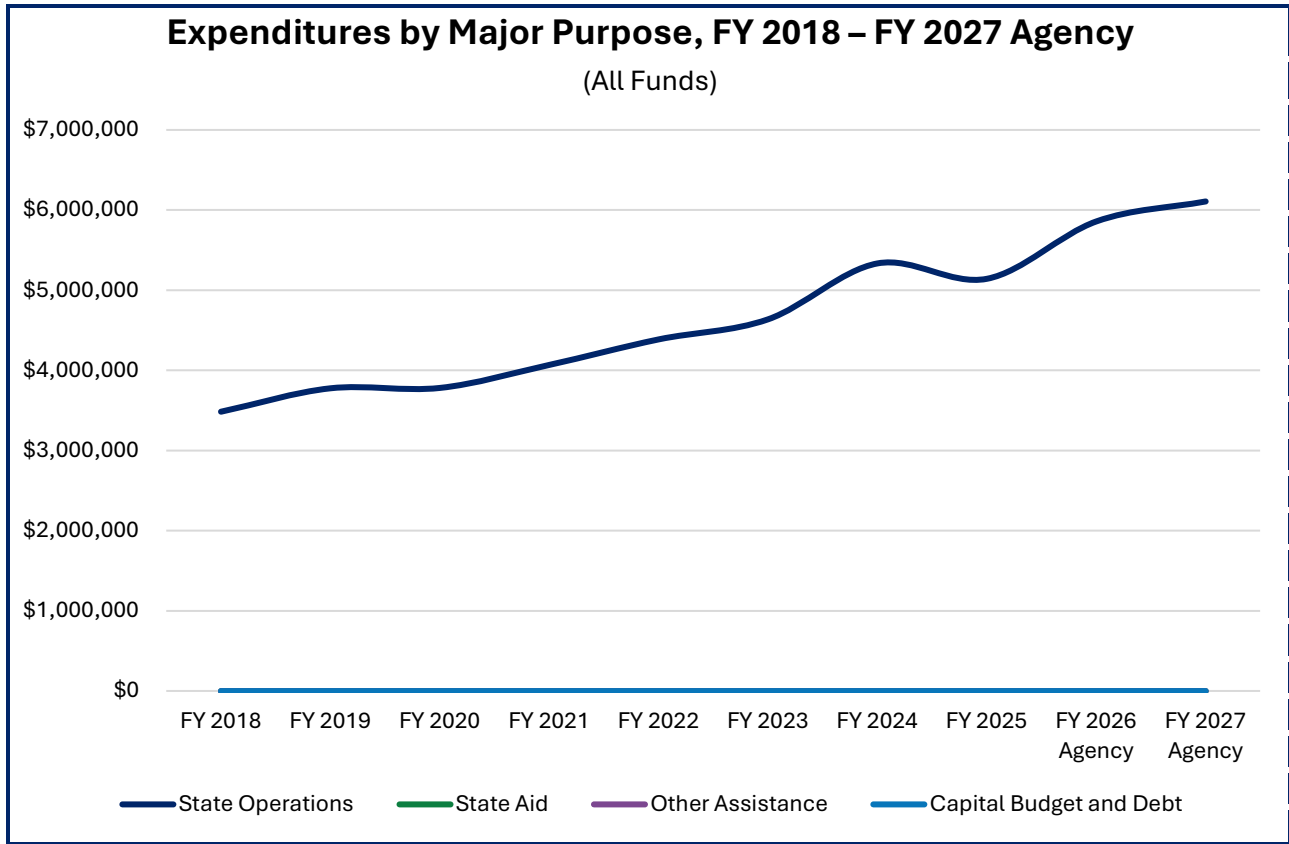
5-Year Change (FY 2023–2027)	\$ 1,470,068	31.7	\$ 1,470,068	31.7	3.00	11.6
10-Year Change (FY 2018–2027)	2,622,269	75.3	2,622,269	75.3	4.00	33.1
3-Year Average** (FY 2023–2025)	5,036,648	N/A	5,036,648	N/A	41.00	N/A

* Note : Consumer Price Index for All Urban Consumers estimate for FY 2026–2027 is from the Consensus Revenue Estimating Group.

** Note : Reflects the three most recent years of actuals data.

KANSAS LEGISLATIVE RESEARCH DEPARTMENT

Budget Summary – Agency Request



Expenditures by Category, FY 2024 – FY 2027 Agency
(All Funds)

	FY 2026 Agency % of Total	FY 2024 Actual	FY 2025 Actual	FY 2026 Approved	FY 2026 Agency	FY 2027 Agency
State Operations						
Salaries and Wages	90.9 %	\$ 5,177,663	\$ 4,981,253	\$ 5,402,210	\$ 5,324,330	\$ 5,825,443
Contractual Services	7.5	144,462	149,162	270,565	440,295	217,875
Commodities	0.5	8,678	10,704	17,750	31,820	32,540
Capital Outlay	1.0	2,233	-	51,030	60,000	30,000
Operating Adjustments	--	-	-	-	-	-
Subtotal	100.0 %	\$ 5,333,036	\$ 5,141,119	\$ 5,741,555	\$ 5,856,445	\$ 6,105,858
State Aid and Assistance						
Aid to Locals	-- %	\$ -	\$ -	\$ -	\$ -	\$ -
Other Assistance	--	-	-	-	-	-
Subtotal	-- %	\$ -	\$ -	\$ -	\$ -	\$ -
Capital Budget and Debt						
Capital Improvements	-- %	\$ -	\$ -	\$ -	\$ -	\$ -
Debt Service Principal	--	-	-	-	-	-
Debt Service Interest	--	-	-	-	-	-
Subtotal	-- %	\$ -	\$ -	\$ -	\$ -	\$ -
Reappropriations	-- %	\$ -	\$ -	\$ 264,890	\$ -	\$ -
GRAND TOTAL	100.0 %	\$ 5,333,036	\$ 5,141,119	\$ 6,006,445	\$ 5,856,445	\$ 6,105,858

KANSAS LEGISLATIVE RESEARCH DEPARTMENT

Budget Summary – Agency Request

State Operations

Expenditures by Classification, FY 2024 – FY 2027 Agency						
(State Operations, All Funds)						
	FY 2026 Agency % of Total	FY 2024 Actual	FY 2025 Actual	FY 2026 Approved	FY 2026 Agency	FY 2027 Agency
Salaries and Wages						
Employee Pay	65.8 %	\$ 3,675,087	\$ 3,756,106	\$ 3,904,385	\$ 3,852,601	\$ 4,324,832
Employee Benefits	25.1	1,502,576	1,225,147	1,497,825	1,471,729	1,500,611
Shrinkage	--	-	-	-	-	-
Subtotal	90.9 %	\$ 5,177,663	\$ 4,981,253	\$ 5,402,210	\$ 5,324,330	\$ 5,825,443
Contractual Services						
Communication	0.6 %	\$ 39,289	\$ 37,302	\$ 63,140	\$ 37,425	\$ 40,600
Fees (Professional)	3.6	30,108	40,380	47,000	210,400	76,000
Fees (Other Services)	0.6	29,871	37,393	38,800	37,600	41,750
Freight and Express	--	-	-	-	-	-
Printing and Advertising	0.1	3,421	328	12,650	600	700
Rent and Leases	0.1	12,421	6,218	21,400	6,500	7,000
Repair and Servicing	0.1	1,453	482	55,350	520	600
Travel and Subsistence	0.6	17,986	15,985	22,425	36,600	39,700
Utilities	--	-	-	-	-	-
Other	1.9	9,913	11,074	9,800	110,650	11,525
Subtotal	7.5 %	\$ 144,462	\$ 149,162	\$ 270,565	\$ 440,295	\$ 217,875
Commodities						
Clothing	-- %	\$ -	\$ -	\$ -	\$ -	\$ -
Equipment and Parts	--	2,076	-	500	-	-
Food	0.1	2,264	1,746	200	2,000	2,200
Fuel	--	-	-	-	-	-
Motor Vehicle Parts	0.1	-	45	-	50	60
Supplies (Office)	0.1	3,955	7,199	15,500	7,900	8,250
Supplies (Professional)	--	-	-	-	-	-
Supplies (Research)	--	-	-	-	-	-
Other	0.4	383	1,714	1,550	21,870	22,030
Subtotal	0.5 %	\$ 8,678	\$ 10,704	\$ 17,750	\$ 31,820	\$ 32,540
Capital Outlay						
Books	-- %	\$ 233	\$ -	\$ 700	\$ -	\$ -
Computer Hardware	--	-	-	4,500	-	-
Computer Software	--	2,000	-	32,000	-	-
Equipment, Furniture	1.0	-	-	13,830	60,000	30,000
Information Processing	--	-	-	-	-	-
Telecommunications	--	-	-	-	-	-
Other	--	-	-	-	-	-
Subtotal	1.0 %	\$ 2,233	\$ -	\$ 51,030	\$ 60,000	\$ 30,000
Operating Adjustments	-- %	\$ -	\$ -	\$ -	\$ -	\$ -
TOTAL	100.0 %	\$ 5,333,036	\$ 5,141,119	\$ 5,741,555	\$ 5,856,445	\$ 6,105,858

KANSAS LEGISLATIVE RESEARCH DEPARTMENT

Budget Summary – Agency Request

Expenditures by Fund

Expenditures by Fund, FY 2024 – FY 2027 Agency						
	FY 2026 Agency % of Total	FY 2024 Actual	FY 2025 Actual	FY 2026 Approved	FY 2026 Agency	FY 2027 Agency
State General Fund	100.0 %	\$ 5,333,036	\$ 5,141,119	\$ 6,006,445	\$ 5,856,445	\$ 6,105,858
Federal Funds	--	-	-	-	-	-
TOTAL	100.0 %	\$ 5,333,036	\$ 5,141,119	\$ 6,006,445	\$ 5,856,445	\$ 6,105,858

KANSAS LEGISLATIVE RESEARCH DEPARTMENT

Budget Summary – Agency Request

FY 2026 Analysis

Summary of Agency Budget Request, FY 2026			
	SGF	Total	FTE Positions
Approved, FY 2026			
1. 2025 SB 125, without Reappropriations	\$ 5,741,555	\$ 5,741,555	42.0
Reappropriations			
2. State General Fund	\$ 264,890	\$ 264,890	--
3. SGF Reappropriation Agency Lapse	(150,000)	(150,000)	--
Subtotal – Approved, with Reappropriations	\$ 5,856,445	\$ 5,856,445	--
Supplemental Requests			
No Supplemental Requests	\$ -	\$ -	--
Other Changes			
4. Redistricting License Fees	\$ 60,000	\$ 60,000	--
5. Statehouse Annex Remodeling	80,000	80,000	--
6. All Other Adjustments	(140,000)	(140,000)	--
Subtotal – Other Changes	\$ -	\$ -	--
TOTAL – Agency Revised Estimate	\$ 5,856,445	\$ 5,856,445	42.0

Approved Budget

1. 2025 SB 125

The 2025 Legislature passed, and the Governor enacted, one bill appropriating and adjusting funding for state agencies. Select appropriations for this agency include:

- **Legislative Pay Plan:** The Legislature approved increasing funding for salaries and wages by \$109,498 in FY 2026, to implement the statewide compensation plan.
- **Database Analyst:** The Legislature approved increasing funding for a Database Analyst by \$118,308 and 1.0 FTE position, in FY 2026, to assist KLRD in database maintenance and development.

Reappropriations

2. SGF Reappropriation

The agency reappropriated \$264,890 in unspent SGF funds from FY 2025 to FY 2026.

3. SGF Agency Lapse

The agency lapsed \$150,000 SGF in excess appropriations for FY 2026.

Other Changes

4. Redistricting License Fees

The agency revised estimate includes an additional \$60,000 SGF to purchase software licenses to assist in developing maps for redistricting in FY 2026.

5. Statehouse Annex

The agency revised estimate includes an additional \$80,000 SGF to convert the current storage annex to office space in FY 2026.

6. All Other Adjustments

The agency revised estimate deletes \$140,000 SGF for all other adjustments. This deletion reflects the agency expending reappropriated funds for the changes described above but staying within the agency appropriation limitation.

KANSAS LEGISLATIVE RESEARCH DEPARTMENT

Budget Summary – Agency Request

FY 2027 Analysis

Summary of Agency Budget Request, FY 2027				
	SGF		Total	FTE Positions
Approved, FY 2026				
2025 SB 125, without Reappropriations	\$ 5,741,555	\$	5,741,555	42.0
1. One-Time Adjustments	(140,000)		(140,000)	--
Subtotal – Approved with Adjustments	\$ 5,601,555	\$	5,601,555	42.0
Enhancement Requests				
No Enhancement Requests	\$ -	\$	-	--
Other Changes				
2. Legislative Compensation Plan	\$ 472,231	\$	472,231	--
3. All Other Adjustments	32,072		32,072	--
Subtotal – Other Changes	\$ 504,303	\$	504,303	--
TOTAL – Agency Request	\$ 6,105,858	\$	6,105,858	42.0

Approved Budget

1. One-Time Adjustments

The approved budget includes expenditures in FY 2026 that are not included in the agency allocation for FY 2027. These expenditures are not included for FY 2027 as to better provide a point of comparison. For this agency, these adjustments include the following:

- **Redistricting Fees:** Delete \$60,000 SGF for FY 2027.
- **Statehouse Annex:** Delete \$80,000 SGF for FY 2027.

Other Changes

2. Legislative Compensation Plan

The agency request includes an additional \$472,231 SGF to implement a 10.0 percent salary adjustment for legislative staff at the direction of the Legislative Coordinating Council for FY 2027.

3. Salaries Fringes and Inflationary Adjustments

The agency request includes an additional \$32,072 SGF for employer contributions for group health insurance and other inflationary rate adjustments as reflected in the Division of Budget Cost Indices.