

KANSAS SENTENCING COMMISSION

Budget Summary – Agency Request

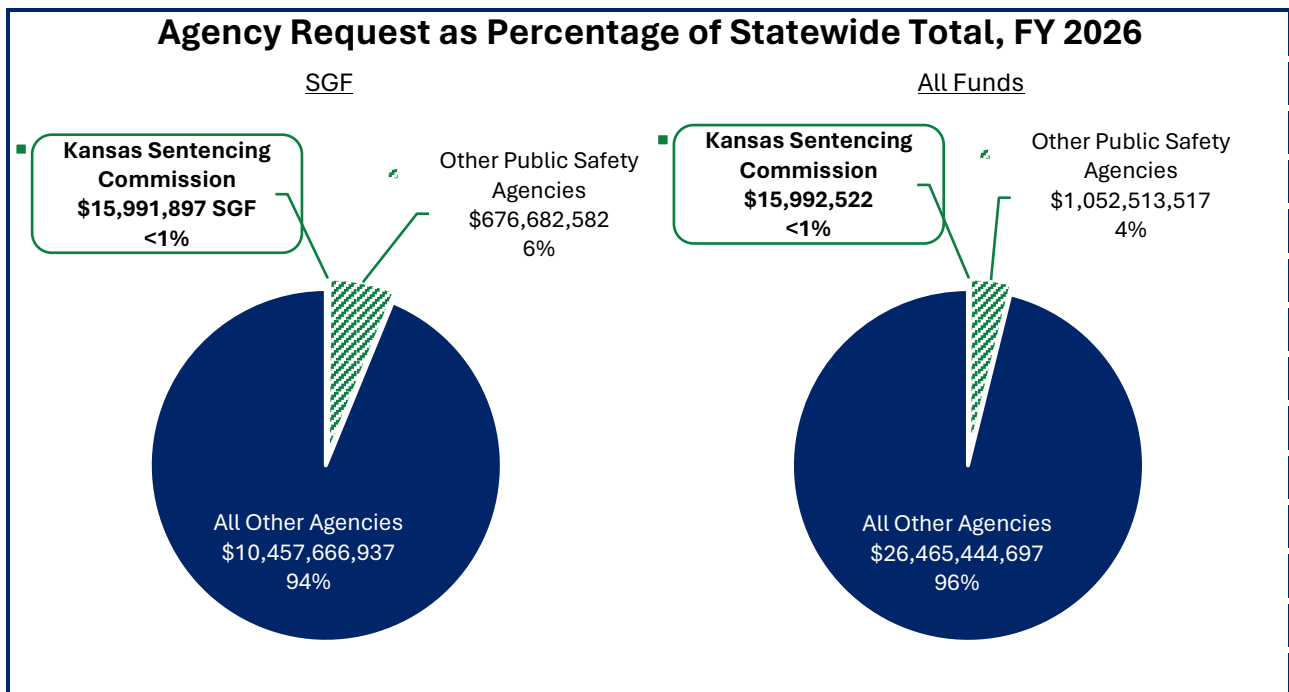
Executive Summary

The Kansas Sentencing Commission was created by the 1989 Legislature to develop a sentencing guideline model, or grid, based upon fairness and equity, and to provide a mechanism for linking justice and corrections policies. The Commission tracks and assesses sentencing impositions using statistical methodologies to develop prison population projections and legislative impacts to interested parties, including the Kansas Department of Corrections (KDOC), the Governor, and the Legislature. The Commission also administers the Substance Abuse Treatment Program created by the 2003 Legislature in SB 123, principally codified in [KSA 21-6824](#).

The agency has two programs that assist with its mission:

- The **Administration** program promulgates sentencing guidelines as well as assesses, monitors, and reports the impact of those guidelines to policymakers and the Legislature;
- The **Substance Abuse Treatment** program implements, administers, and evaluates the Prison Alternative, Mandatory Drug Treatment Sentencing, and Diversion programs for non-violent drug offenders. It is guided by SB 123 ([KSA 21-6824](#)) and the Recovery from Addiction Funded Treatment (RAFT) program ([KSA 21-6825](#)).



Expenditures by Fiscal Year and Version				
	SGF	All Funds	Note	
FY 2024 Actual	\$ 8,604,322	\$ 8,608,821	Actual expenditures	
FY 2025 Actual	10,716,259	10,754,622	Actual expenditures	
FY 2026 Approved	16,041,173	16,091,713	2025 SB 125	
FY 2026 Agency	15,991,897	15,992,522	Revised estimate, submitted September 2025	
FY 2027 Agency	13,449,957	13,500,637	Agency request, submitted September 2025	



KANSAS SENTENCING COMMISSION


Budget Summary – Agency Request

Budget and Policy Snapshot

The tables below provide a selection of items that inform the agency budget request. These items include **supplemental and enhancement requests** () , adjustments related to **reappropriated funds** () , **language-only policy changes** requested for inclusion in legislation, changes in **federal or state policy** that impact agency funding, and other budgetary items.

These tables are not intended to be a comprehensive list of changes in the agency budget request. For more detail on individual fiscal year requests, please refer to the [FY 2026 Analysis](#) and [FY 2027 Analysis](#) sections later in this document.

FY 2026

Item	Amount	Source	Note
 SGF Reappropriation	\$ 2,555,966	SGF	Includes agency lapses

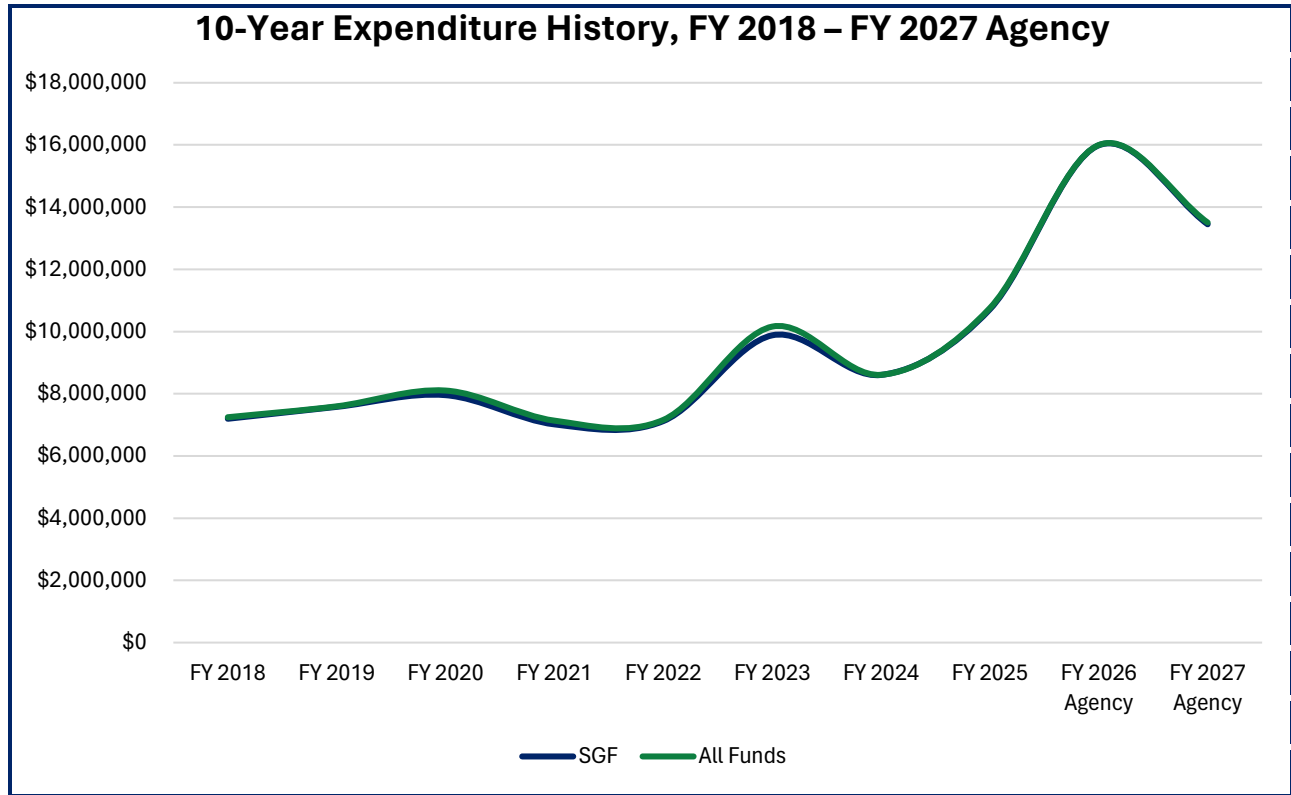
FY 2027

Item	Amount	Source	Note
Agency Adjustments	\$ 14,026	SGF	

KANSAS SENTENCING COMMISSION

Budget Summary – Agency Request

Summary of Expenditures



Fiscal Year	SGF		All Funds		FTE	CPI-U* Change (%)
	Amount	Change (%)	Amount	Change (%)		
FY 2018	\$ 7,194,029	(1.8)	\$ 7,244,732	(2.3)	13.50	0.2
FY 2019	7,576,625	5.3	7,594,999	4.8	13.50	--
FY 2020	7,953,507	5.0	8,102,084	6.7	13.75	0.8
FY 2021	7,013,928	(11.8)	7,135,481	(11.9)	11.75	2.4
FY 2022	7,119,680	1.5	7,158,589	0.3	14.00	9.2
FY 2023	9,878,241	38.7	10,156,976	41.9	15.00	5.8
FY 2024	8,604,322	(12.9)	8,608,821	(15.2)	15.00	3.0
FY 2025	10,716,259	24.5	10,754,622	24.9	15.00	3.0
FY 2026 Agency	15,991,897	49.2	15,992,522	48.7	15.00	2.8
FY 2027 Agency	13,449,957	(15.9)	13,500,637	(15.6)	15.00	2.4

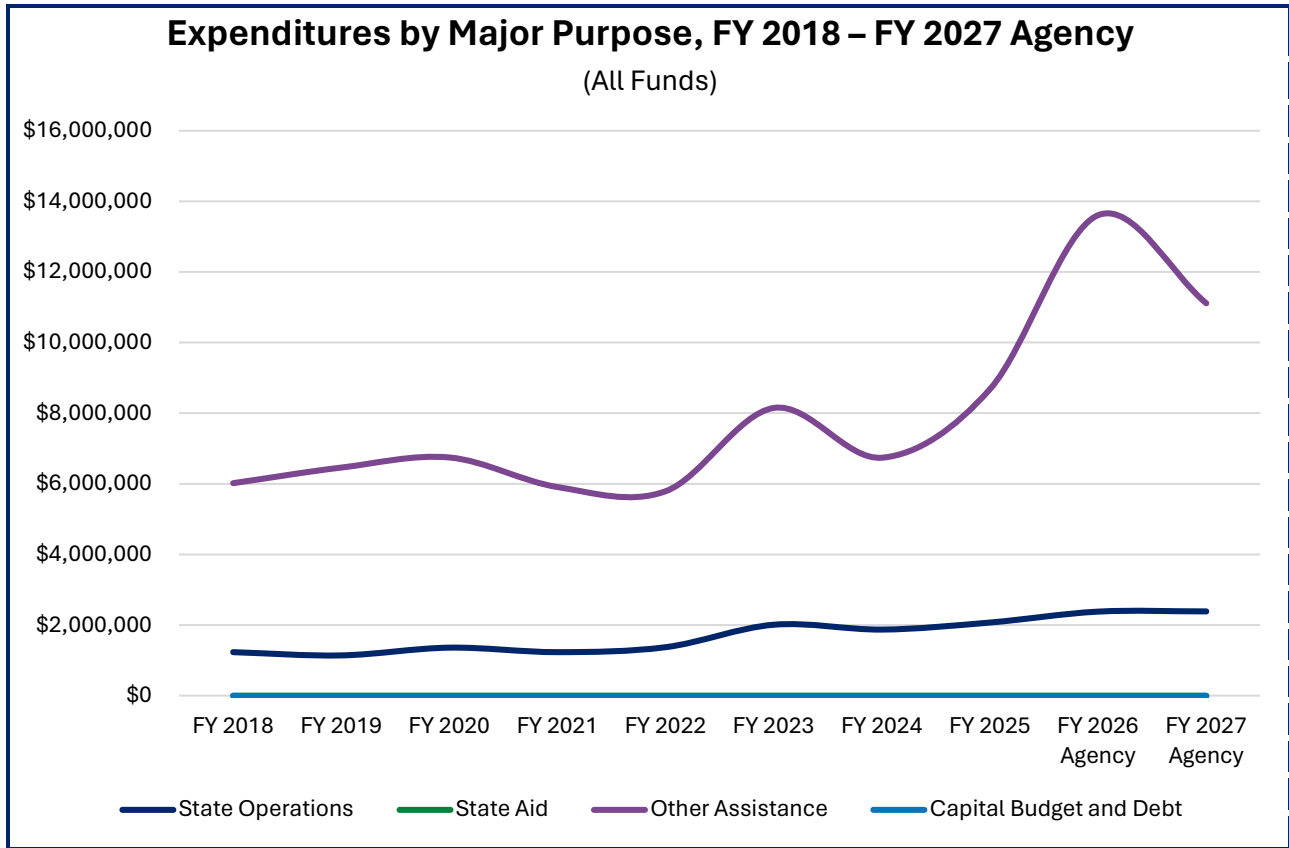
5-Year Change (FY 2023–2027)	\$ 3,571,716	36.2	\$ 3,343,661	32.9	-	11.6
10-Year Change (FY 2018–2027)	6,255,928	87.0	6,255,905	86.4	1.50	33.1
3-Year Average** (FY 2023–2025)	9,732,941	N/A	9,840,140	N/A	15.00	N/A

* Note : Consumer Price Index for All Urban Consumers estimate for FY 2026–2027 is from the Consensus Revenue Estimating Group.

** Note : Reflects the three most recent years of actuals data.

KANSAS SENTENCING COMMISSION

Budget Summary – Agency Request



Expenditures by Category, FY 2024 – FY 2027 Agency
(All Funds)

	FY 2026 Agency % of Total	FY 2024 Actual	FY 2025 Actual	FY 2026 Approved	FY 2026 Agency	FY 2027 Agency
State Operations						
Salaries and Wages	8.8 %	\$ 1,052,443	\$ 1,142,351	\$ 1,381,009	\$ 1,412,561	\$ 1,429,545
Contractual Services	5.1	786,432	882,866	805,899	823,271	829,493
Commodities	0.1	7,484	12,757	13,482	13,482	13,201
Capital Outlay	0.8	25,756	34,607	39,785	133,364	116,249
Operating Adjustments	--	-	-	-	-	-
Subtotal	14.9 %	\$ 1,872,115	\$ 2,072,581	\$ 2,240,175	\$ 2,382,678	\$ 2,388,488
State Aid and Assistance						
Aid to Locals	-- %	\$ -	\$ -	\$ -	\$ -	\$ -
Other Assistance	85.1	6,736,706	8,682,041	11,246,296	13,609,844	11,112,149
Subtotal	85.1 %	\$ 6,736,706	\$ 8,682,041	\$ 11,246,296	\$ 13,609,844	\$ 11,112,149
Capital Budget and Debt						
Capital Improvements	-- %	\$ -	\$ -	\$ -	\$ -	\$ -
Debt Service Principal	--	-	-	-	-	-
Debt Service Interest	--	-	-	-	-	-
Subtotal	-- %	\$ -	\$ -	\$ -	\$ -	\$ -
Reappropriations	-- %	\$ -	\$ -	\$ 2,605,242	\$ -	\$ -
GRAND TOTAL	100.0 %	\$ 8,608,821	\$ 10,754,622	\$ 16,091,713	\$ 15,992,522	\$ 13,500,637

KANSAS SENTENCING COMMISSION

Budget Summary – Agency Request

State Operations

Expenditures by Classification, FY 2024 – FY 2027 Agency						
(State Operations, All Funds)						
	FY 2026 Agency % of Total	FY 2024 Actual	FY 2025 Actual	FY 2026 Approved	FY 2026 Agency	FY 2027 Agency
Salaries and Wages						
Employee Pay	6.1 %	\$ 762,738	\$ 837,902	\$ 981,699	\$ 979,604	\$ 979,604
Employee Benefits	2.7	289,705	304,449	399,310	432,957	449,941
Shrinkage	--	-	-	-	-	-
Subtotal	8.8 %	\$ 1,052,443	\$ 1,142,351	\$ 1,381,009	\$ 1,412,561	\$ 1,429,545
Contractual Services						
Communication	0.1 %	\$ 10,849	\$ 11,479	\$ 23,210	\$ 23,903	\$ 23,943
Fees (Professional)	0.1	189,948	71,743	111,960	18,786	18,786
Fees (Other Services)	0.3	35,346	143,407	48,725	54,637	51,396
Freight and Express	0.1	-	325	325	325	225
Printing and Advertising	0.1	25,079	23,800	23,760	23,760	23,760
Rent and Leases	0.7	46,481	104,474	50,389	111,565	114,449
Repair and Servicing	3.5	468,498	513,791	527,950	556,825	575,144
Travel and Subsistence	0.2	6,632	10,829	17,128	28,918	17,888
Utilities	--	-	-	-	-	-
Other	0.1	3,599	3,018	2,452	4,552	3,902
Subtotal	5.1 %	\$ 786,432	\$ 882,866	\$ 805,899	\$ 823,271	\$ 829,493
Commodities						
Clothing	-- %	\$ -	\$ 757	\$ -	\$ -	\$ -
Equipment and Parts	0.1	-	192	90	90	180
Food	0.1	1,317	724	1,098	1,098	1,098
Fuel	--	-	-	-	-	-
Motor Vehicle Parts	0.1	100	957	875	875	1,200
Supplies (Office)	0.1	6,009	8,697	11,134	11,134	10,493
Supplies (Professional)	0.1	-	159	125	125	145
Supplies (Research)	--	-	-	-	-	-
Other	0.1	58	1,271	160	160	85
Subtotal	0.1 %	\$ 7,484	\$ 12,757	\$ 13,482	\$ 13,482	\$ 13,201
Capital Outlay						
Books	0.1 %	\$ 305	\$ 439	\$ 250	\$ 250	\$ 250
Computer Hardware	0.1	4,857	28,712	10,800	10,800	7,610
Computer Software	0.6	11,029	2,617	-	94,164	94,164
Equipment, Furniture	0.1	853	514	1,925	2,850	1,925
Information Processing	0.2	-	143	25,000	25,000	12,000
Telecommunications	0.1	4,892	2,182	1,810	300	300
Other	--	3,820	-	-	-	-
Subtotal	0.8 %	\$ 25,756	\$ 34,607	\$ 39,785	\$ 133,364	\$ 116,249
Operating Adjustments	-- %	\$ -	\$ -	\$ -	\$ -	\$ -
TOTAL	14.9 %	\$ 1,872,115	\$ 2,072,581	\$ 2,240,175	\$ 2,382,678	\$ 2,388,488

KANSAS SENTENCING COMMISSION

Budget Summary – Agency Request

Other Assistance

Expenditures by Classification, FY 2024 – FY 2027 Agency						
(Other Assistance, All Funds)						
	FY 2026 Agency % of Total	FY 2024 Actual	FY 2025 Actual	FY 2026 Approved	FY 2026 Agency	FY 2027 Agency
Other Assistance						
State Special Grants	85.1 %	\$ 6,736,706	\$ 8,682,041	\$ 11,246,296	\$ 13,609,844	\$ 11,112,149
Federal Aid Payments	--	-	-	-	-	-
State Aid Payments	--	-	-	-	-	-
TOTAL	85.1 %	\$ 6,736,706	\$ 8,682,041	\$ 11,246,296	\$ 13,609,844	\$ 11,112,149

Expenditures by Program

Expenditures by Program, FY 2024 – FY 2027 Agency						
(All Funds)						
	FY 2026 Agency % of Total	FY 2024 Actual	FY 2025 Actual	FY 2026 Approved	FY 2026 Agency	FY 2027 Agency
Administration	14.9 %	\$ 1,872,115	\$ 2,072,581	\$ 2,443,493	\$ 2,382,678	\$ 2,388,488
Substance Abuse	85.1	6,736,706	8,682,041	13,648,220	13,609,844	11,112,149
Treatment						
TOTAL	100.0 %	\$ 8,608,821	\$ 10,754,622	\$ 16,091,713	\$ 15,992,522	\$ 13,500,637

FTE Positions by Program, FY 2024 – FY 2027 Agency						
	FY 2026 Agency % of Total	FY 2024 Actual	FY 2025 Actual	FY 2026 Approved	FY 2026 Agency	FY 2027 Agency
Administration	100.0 %	15.0	15.0	15.0	15.0	15.0
Substance Abuse	--	--	--	--	--	--
Treatment						
TOTAL	100.0 %	15.0	15.0	15.0	15.0	15.0

KANSAS SENTENCING COMMISSION

Budget Summary – Agency Request

Expenditures by Fund

Expenditures by Fund, FY 2024 – FY 2027 Agency						
	FY 2026 Agency % of Total	FY 2024 Actual	FY 2025 Actual	FY 2026 Approved	FY 2026 Agency	FY 2027 Agency
State General Fund	100.0 %	\$ 8,604,322	\$ 10,716,259	\$ 16,041,173	\$ 15,991,897	\$ 13,449,957
General Fee Fund	0.1	817	563	50,540	625	50,680
Federal Funds	--	3,682	37,800	-	-	-
TOTAL	100.0 %	\$ 8,608,821	\$ 10,754,622	\$ 16,091,713	\$ 15,992,522	\$ 13,500,637

Fee Fund Analysis

The Sentencing Commission General Fee Fund receives moneys from the sale of publications and fees associated with data requests. The Fund previously received moneys from offender reimbursement for the SB 123 Substance Abuse Treatment Program, but those funds are now treated as a reimbursement of expenditures from the State General Fund (SGF). Therefore, this fund is no longer a viable funding source to offset SB 123 Program expenditures. Additionally, the Fund previously received an annual inter-fund transfer of approximately \$54,000 from KDOC to offset costs associated with administering substance abuse treatment to offenders in KDOC's Community Corrections program. The 2020 Legislature eliminated this inter-fund transfer and replaced it with a direct SGF appropriation beginning in FY 2021.

General Fee Fund					
FY 2024 – FY 2027 Agency					
	FY 2024 Actual	FY 2025 Actual	FY 2026 Agency	FY 2027 Agency	
Beginning Balance	\$ 660,073	\$ 694,715	\$ 732,980	\$ 770,926	
Revenue					
State Publications	\$ 35,062	\$ 38,820	\$ 38,273	\$ 38,273	
Encumbrances	-	-	-	-	
Subtotal – Revenue	\$ 35,062	\$ 38,820	\$ 38,273	\$ 38,273	
Total Amount Available	\$ 695,135	\$ 733,535	\$ 771,253	\$ 809,199	
Expenditures					
Salaries and Wages	\$ -	\$ -	\$ -	\$ -	
Contractual Services	545	563	625	680	
Commodities	272	-	-	-	
Capital Outlay	-	-	-	-	50,000
Operating Adjustments	(397)	(8)	(298)	-	
Subtotal – Expenditures	\$ 420	\$ 555	\$ 327	\$ 50,680	
Ending Balance	\$ 694,715	\$ 732,980	\$ 770,926	\$ 758,519	

KANSAS SENTENCING COMMISSION

Budget Summary – Agency Request

FY 2026 Analysis

Summary of Agency Budget Request, FY 2026						
	SGF	General Fee Fund	Total	FTE Positions		
Approved, FY 2026						
1. 2025 SB 125, without Reappropriations	\$ 13,435,931	\$ 50,540	\$ 13,486,471	15.0		
Reappropriations						
2. State General Fund	\$ 2,605,242	\$ -	\$ 2,605,242	--		
3. SGF Lapse	(49,276)	-	(49,276)	--		
Subtotal – Approved, with Reappropriations	\$ 15,991,897	\$ 50,540	\$ 16,042,437	--		
Supplemental Requests						
No Supplemental Requests	\$ -	\$ -	\$ -	--		
Other Changes						
4. General Fee Fund	\$ -	\$ (49,915)	\$ (49,915)	--		
TOTAL – Agency Revised Estimate	\$ 15,991,897	\$ 625	\$ 15,992,522	15.0		

Approved Budget

1. 2025 SB 125

The 2025 Legislature passed, and the Governor enacted, one bill appropriating and adjusting funding for state agencies. Select appropriations for this agency include:

- **Substance Abuse Treatment:** The Legislature approved increasing funding for the Substance Abuse Treatment Program by \$1.1 million SGF, from \$10.1 million to \$11.2 million, in FY 2026, to increase provider cost caps.

Reappropriations

2. SGF Reappropriation

The agency reappropriated \$2,605,242 in unspent SGF funds from FY 2025 to FY 2026. This includes:

- **Substance Abuse Treatment:** The agency reappropriated \$2.4 million in unspent SGF funds in the Substance Abuse Treatment Program. The agency plans to use the funds to help cover the cost of increasing the cost caps for substance use disorder treatment modalities.
- **Administration:** The agency reappropriated \$203,318 in unspent SGF funds in the Administration Program. The agency plans to use these funds for operations, including a vendor payment in the SB 123 program that the agency was unable to pay before the end of FY 2025.

3. SGF Lapse

The agency lapsed \$49,276 SGF associated with 1.0 vacant FTE position in FY 2025.

KANSAS SENTENCING COMMISSION

Budget Summary – Agency Request

Other Changes

4. General Fee Fund

The agency's revised estimate includes a decrease of \$49,915, all from special revenue funds, in FY 2026. The agency plans to replace these funds with reappropriated SGF funds for budgeted expenditures for software updates.

KANSAS SENTENCING COMMISSION

Budget Summary – Agency Request

FY 2027 Analysis

Summary of Agency Budget Request, FY 2027					
	SGF	General Fee Fund		Total	FTE Positions
Approved, FY 2026					
2025 SB 125, without Reappropriations	\$ 13,435,931	\$ 50,540	\$	13,486,471	15.0
Enhancement Requests					
No Enhancement Requests	\$ -	\$ -	\$	-	--
Agency Changes					
1. Agency Operations	\$ 14,026	\$ 140	\$	14,166	--
TOTAL – Agency Request	\$ 13,449,957	\$ 50,680	\$	13,500,637	15.0

Agency Changes

1. Agency Operations

The agency's request includes an increase of \$14,166, including \$14,026 SGF, for FY 2027. This increase is largely due to increases in health insurance rates and an anticipated increase in contractual services and capital outlay for contract renewals occurring in FY 2027.

The agency anticipates continuing the multi-year contract with Carelon Behavioral Health to maintain the provider payment system and with Domo, Inc. to maintain the electronic journal entry system. This is partially offset by a decrease in expenditures in other assistance as the agency continues to monitor the impact of legislative changes, changing reimbursement rates, and the addition of Medication-Assisted Treatment (MAT) funding.