

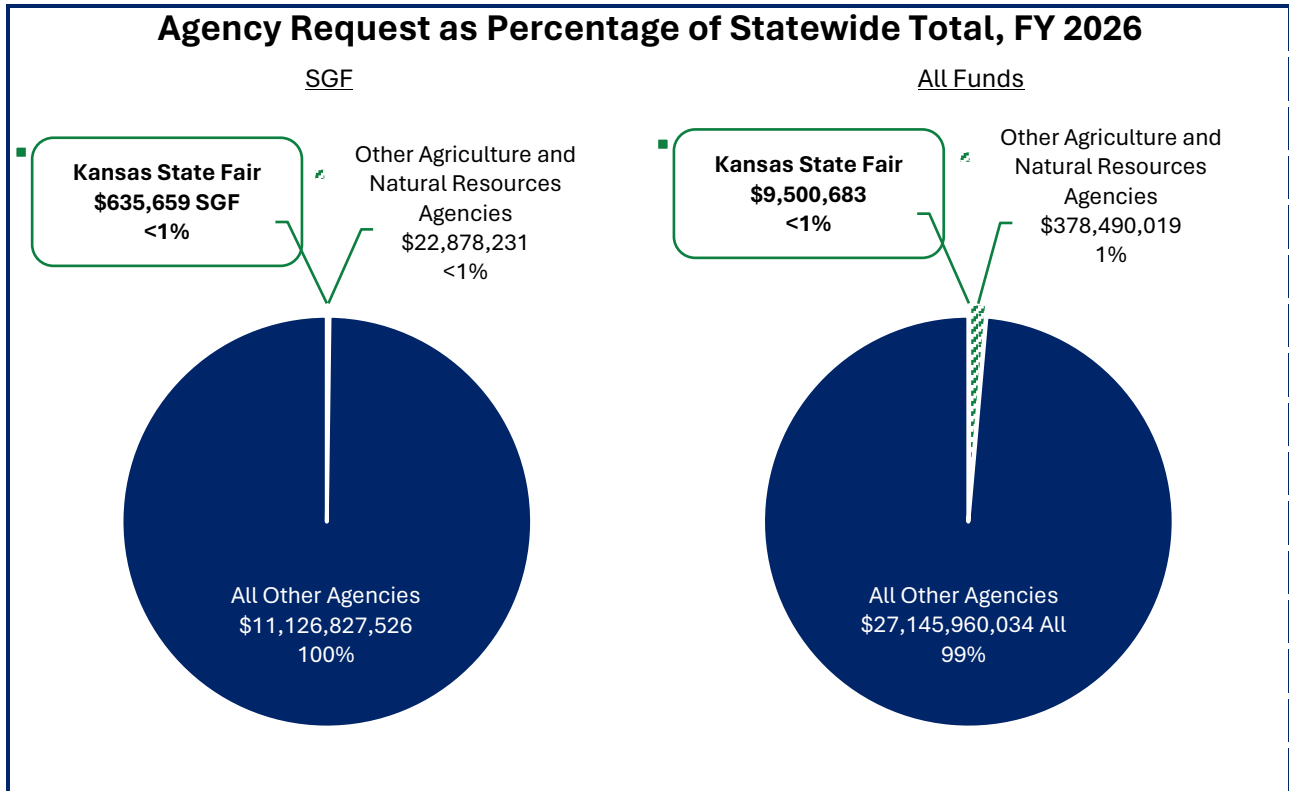
KANSAS STATE FAIR

Budget Summary – Agency Request

Executive Summary

The Kansas State Fair's mission is to promote and showcase Kansas agriculture, industry, and culture; create opportunity for commercial activity; and provide an educational and entertaining experience that is the pride of all Kansans. The State Fair is the state's largest single event, attracting more than 350,000 people, plus an estimated 200,000 people to the nearly 500 non-State Fair events held throughout the year on the fairgrounds.

Expenditures by Fiscal Year and Version				
	SGF	All Funds		Note
FY 2024 Actual	\$ 9,425,755	\$ 18,251,214		Actual expenditures
FY 2025 Actual	3,899,998	13,204,656		Actual expenditures
FY 2026 Approved	365,152	9,043,582		2025 SB 125
FY 2026 Agency	635,659	9,500,683		Revised estimate, submitted September 2025
FY 2027 Agency	750,000	9,592,817		Agency request, submitted September 2025



KANSAS STATE FAIR

Budget Summary – Agency Request

Budget and Policy Snapshot

The tables below provide a selection of items that inform the agency budget request. These items include **supplemental and enhancement requests** (NEW), adjustments related to **reappropriated funds** (E), **language-only policy changes** requested for inclusion in legislation, changes in **federal or state policy** that impact agency funding, and other budgetary items.

These tables are not intended to be a comprehensive list of changes in the agency budget request. For more detail on individual fiscal year requests, please refer to the [FY 2026 Analysis](#) and [FY 2027 Analysis](#) sections later in this document.

FY 2026

Item	Amount	Source	Note
NEW Lighting Project	\$ 250,000	SGF	Supplemental request to complete previously started lighting project on the State Fairgrounds.
NEW Shuttle and Tent Reimbursement	20,507	SGF	Supplemental request to reimburse costs related to the 2025 State Fair.
ARPA – Emergency Command Center	22,700	ARPA	Carryover moneys for an emergency command center from FY 2025.

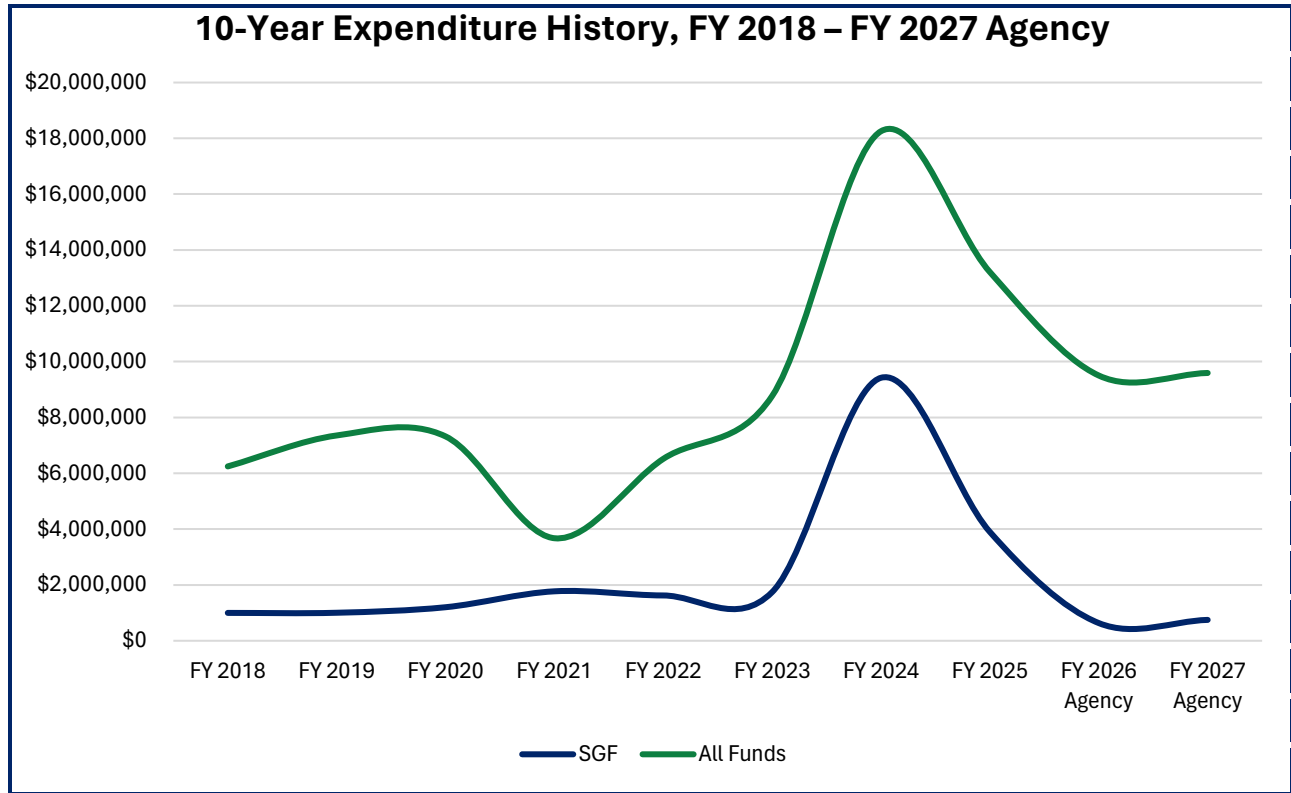
FY 2027

Item	Amount	Source	Note
NEW Livestock Barns Upgrades	\$ 750,000	SGF	Enhancement request for electrical and structural improvements to the Dairy Barn on the State Fairgrounds.

KANSAS STATE FAIR

Budget Summary – Agency Request

Summary of Expenditures



Fiscal Year	SGF		All Funds		FTE	CPI-U* Change (%)
	Amount	Change (%)	Amount	Change (%)		
FY 2018	\$ 1,000,127	17.9	\$ 6,246,248	3.1	25.00	0.2
FY 2019	1,005,725	0.6	7,354,743	17.7	26.00	--
FY 2020	1,203,686	19.7	7,321,031	(0.5)	23.00	0.8
FY 2021	1,773,832	47.4	3,674,477	(49.8)	20.00	2.4
FY 2022	1,625,466	(8.4)	6,517,329	77.4	27.00	9.2
FY 2023	1,746,851	7.5	8,770,866	34.6	27.00	5.8
FY 2024	9,425,755	439.6	18,251,214	108.1	27.00	3.0
FY 2025	3,899,998	(58.6)	13,204,656	(27.7)	27.00	3.0
FY 2026 Agency	635,659	(83.7)	9,500,683	(28.1)	27.00	2.8
FY 2027 Agency	750,000	18.0	9,592,817	1.0	27.00	2.4

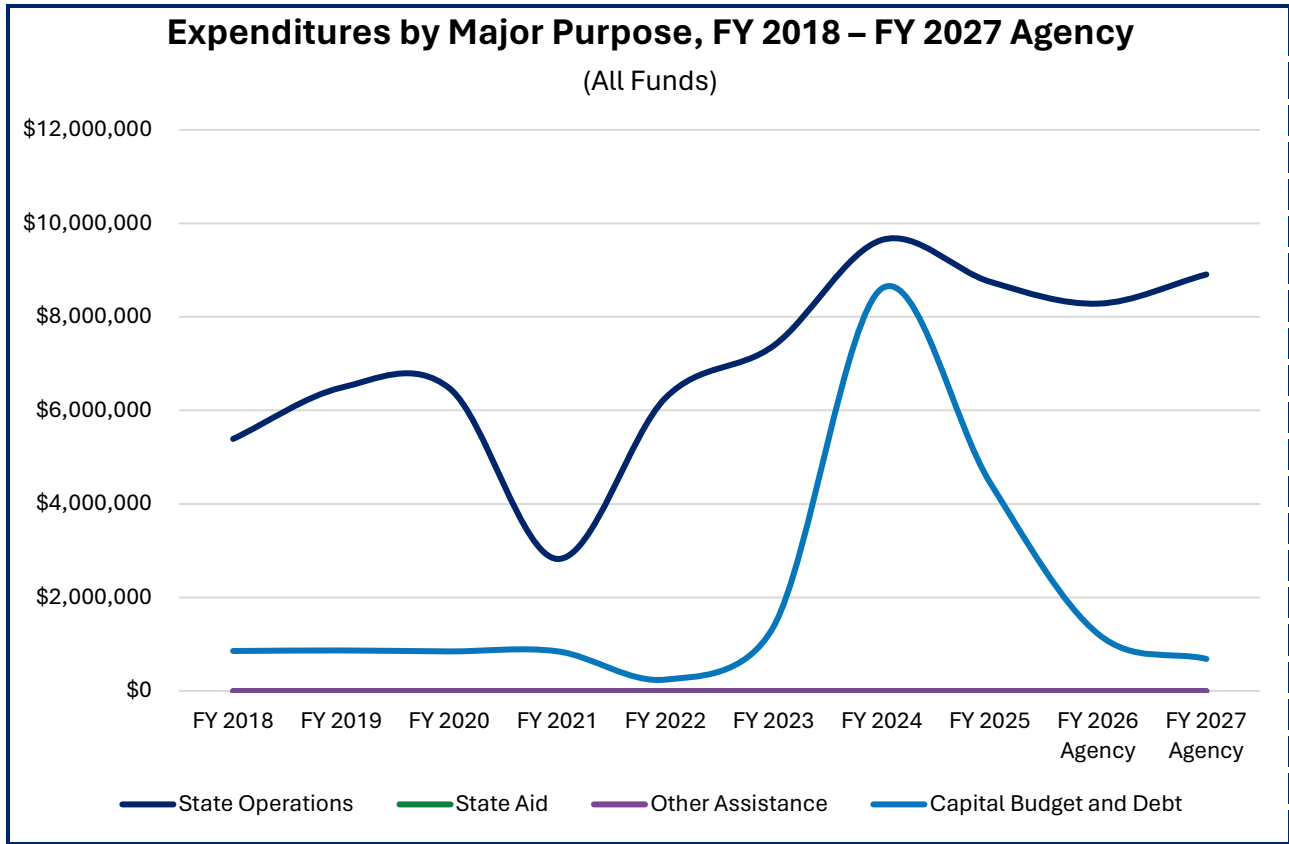
5-Year Change (FY 2023–2027)	\$ (996,851)	(57.1)	\$ 821,951	9.4	-	11.6
10-Year Change (FY 2018–2027)	(250,127)	(25.0)	3,346,569	53.6	2.00	33.1
3-Year Average** (FY 2023–2025)	5,024,201	N/A	13,408,912	N/A	27.00	N/A

* Note: Consumer Price Index from All Urban Consumers estimate for FY 2026–2027 is from the Consensus Revenue Estimating Group.

** Note : Reflects the three most recent years of actuals data.

KANSAS STATE FAIR

Budget Summary – Agency Request



Expenditures by Category, FY 2024 – FY 2027 Agency

(All Funds)

	FY 2026 Agency % of Total	FY 2024 Actual	FY 2025 Actual	FY 2026 Approved	FY 2026 Agency	FY 2027 Agency
State Operations						
Salaries and Wages	24.0 %	\$ 2,046,009	\$ 2,048,757	\$ 2,082,403	\$ 2,279,227	\$ 2,303,664
Contractual Services	56.1	5,995,095	5,417,751	4,449,985	5,330,570	5,914,806
Commodities	3.4	500,456	538,336	464,530	323,921	330,757
Capital Outlay	0.4	683,204	161,749	40,632	40,632	41,608
Operating Adjustments	--	-	-	-	-	-
Subtotal	83.9 %	\$ 9,224,764	\$ 8,166,593	\$ 7,037,550	\$ 7,974,350	\$ 8,590,835
State Aid and Assistance						
Aid to Locals	-- %	\$ -	\$ -	\$ -	\$ -	\$ -
Other Assistance	--	-	-	-	-	-
Subtotal	-- %	\$ -	\$ -	\$ -	\$ -	\$ -
Capital Budget and Debt						
Capital Improvements	10.3 %	\$ 8,839,129	\$ 4,850,704	\$ 1,453,498	\$ 978,498	\$ 1,001,982
Debt Service Principal	5.7	171,813	174,820	543,031	543,031	-
Debt Service Interest	0.1	15,508	12,539	9,503	4,804	-
Subtotal	16.1 %	\$ 9,026,450	\$ 5,038,063	\$ 2,006,032	\$ 1,526,333	\$ 1,001,982
Reappropriations	-- %	\$ -	\$ -	\$ -	\$ -	\$ -
GRAND TOTAL	100.0 %	\$ 18,251,214	\$ 13,204,656	\$ 9,043,582	\$ 9,500,683	\$ 9,592,817

KANSAS STATE FAIR

Budget Summary – Agency Request

State Operations

Expenditures by Classification, FY 2024 – FY 2027 Agency						
(State Operations, All Funds)						
	FY 2026 Agency % of Total	FY 2024 Actual	FY 2025 Actual	FY 2026 Approved	FY 2026 Agency	FY 2027 Agency
Salaries and Wages						
Employee Pay	18.1 %	\$ 1,470,739	\$ 1,475,591	\$ 1,474,722	\$ 1,723,505	\$ 1,741,982
Employee Benefits	5.8	575,270	573,166	607,681	555,722	561,682
Shrinkage	--	-	-	-	-	-
Subtotal	24.0 %	\$ 2,046,009	\$ 2,048,757	\$ 2,082,403	\$ 2,279,227	\$ 2,303,664
Contractual Services						
Communication	0.9 %	\$ 80,042	\$ 103,727	\$ 96,119	\$ 89,351	\$ 91,495
Fees (Professional)	17.7	2,540,631	1,944,751	1,522,007	1,677,075	1,717,325
Fees (Other Services)	4.8	560,136	597,496	479,616	454,594	465,503
Freight and Express	0.1	639	-	1,992	992	1,016
Printing and Advertising	0.6	82,451	42,199	63,038	54,538	55,846
Rent and Leases	5.2	542,891	553,842	515,854	492,474	483,690
Repair and Servicing	9.6	670,232	374,877	212,389	912,389	1,428,286
Travel and Subsistence	1.7	112,859	150,338	174,316	156,803	160,567
Utilities	7.0	607,022	653,235	668,186	668,186	690,375
Other	8.7	798,192	997,286	716,468	824,168	820,703
Subtotal	56.1 %	\$ 5,995,095	\$ 5,417,751	\$ 4,449,985	\$ 5,330,570	\$ 5,914,806
Commodities						
Clothing	0.2 %	\$ 18,789	\$ 5,582	\$ 20,764	\$ 15,767	\$ 16,161
Equipment and Parts	1.3	190,563	136,915	159,228	119,228	122,090
Feed and Forage	0.1	8,981	3,912	3,671	3,671	3,708
Food	0.2	20,953	84,304	22,440	22,440	22,664
Fuel	0.1	977	-	2,518	2,518	2,575
Motor Vehicle Parts	0.5	40,738	50,980	45,063	45,063	45,957
Supplies (Office)	0.1	5,336	10,563	11,299	11,299	11,570
Supplies (Professional)	--	726	43	-	-	-
Other	1.1	213,393	246,037	199,547	103,935	106,032
Subtotal	3.4 %	\$ 500,456	\$ 538,336	\$ 464,530	\$ 323,921	\$ 330,757
Capital Outlay						
Books	-- %	\$ -	\$ -	\$ -	\$ -	\$ -
Computer Hardware	0.1	697	5,417	1,573	1,573	1,611
Computer Software	0.1	742	-	1,025	1,025	1,050
Equipment, Furniture	0.4	681,765	156,032	38,034	38,034	38,947
Information Processing	--	-	-	-	-	-
Telecommunications	--	-	-	-	-	-
Other	--	-	300	-	-	-
Subtotal	0.4 %	\$ 683,204	\$ 161,749	\$ 40,632	\$ 40,632	\$ 41,608
Operating Adjustments	-- %	\$ -	\$ -	\$ -	\$ -	\$ -
TOTAL	83.9 %	\$ 9,224,764	\$ 8,166,593	\$ 7,037,550	\$ 7,974,350	\$ 8,590,835

KANSAS STATE FAIR

Budget Summary – Agency Request

Capital Budget and Debt

Expenditures by Classification, FY 2024 – FY 2027 Agency						
(Capital Budget and Debt, All Funds)						
	FY 2026 Agency % of Total	FY 2024 Actual	FY 2025 Actual	FY 2026 Approved	FY 2026 Agency	FY 2027 Agency
Capital Improvements						
Buildings	10.3 %	\$ 6,662,374	\$ 4,817,935	\$ 1,453,498	\$ 978,498	\$ 1,001,982
Land	--	6	-	-	-	-
Nonstructural	--	2,176,749	32,769	-	-	-
Subtotal	10.3 %	\$ 8,839,129	\$ 4,850,704	\$ 1,453,498	\$ 978,498	\$ 1,001,982
Debt Service						
Principal Payments	5.7 %	\$ 171,813	\$ 174,820	\$ 543,031	\$ 543,031	-
Interest Transfers	0.1	15,508	12,539	9,503	4,804	-
Subtotal	5.8 %	\$ 187,321	\$ 187,359	\$ 552,534	\$ 547,835	-
TOTAL	16.1 %	\$ 9,026,450	\$ 5,038,063	\$ 2,006,032	\$ 1,526,333	\$ 1,001,982

Expenditures by Program

Expenditures by Program, FY 2024 – FY 2027 Agency						
(All Funds)						
	FY 2026 Agency % of Total	FY 2024 Actual	FY 2025 Actual	FY 2026 Approved	FY 2026 Agency	FY 2027 Agency
Administration	60.6 %	\$ 7,103,926	\$ 6,057,083	\$ 5,503,804	\$ 5,755,915	\$ 6,344,624
Capital Improvements	10.3	6,492,171	4,848,721	781,713	978,498	1,001,982
Debt Service	5.8	187,321	187,359	187,382	547,835	-
Facilities Management	23.4	4,467,796	2,111,493	2,570,683	2,218,435	2,246,211
TOTAL	100.0 %	\$ 18,251,214	\$ 13,204,656	\$ 9,043,582	\$ 9,500,683	\$ 9,592,817

FTE Positions by Program, FY 2024 – FY 2027 Agency						
	FY 2026 Agency % of Total	FY 2024 Actual	FY 2025 Actual	FY 2026 Approved	FY 2026 Agency	FY 2027 Agency
Administration	63.0 %	17.0	17.0	17.0	17.0	17.0
Capital Improvements	--	--	--	--	--	--
Debt Service	--	--	--	--	--	--
Facilities Management	37.0	10.0	10.0	10.0	10.0	10.0
TOTAL	100.0 %	27.0	27.0	27.0	27.0	27.0

KANSAS STATE FAIR

Budget Summary – Agency Request

Expenditures by Fund

Expenditures by Fund, FY 2024 – FY 2027 Agency						
	FY 2026 Agency % of Total	FY 2024 Actual	FY 2025 Actual	FY 2026 Approved	FY 2026 Agency	FY 2027 Agency
State General Fund	6.7 %	\$ 9,425,755	\$ 3,899,998	\$ 365,152	\$ 635,659	\$ 750,000
State Fair Fee Fund	80.3	7,604,546	7,443,367	8,089,028	7,632,134	7,790,926
State Fair Capital	--	-	-	-	-	-
Improvements Fund						
ARPA State Relief Fund	--	-	-	-	-	-
TOTAL	100.0 %	\$ 18,251,214	\$ 13,204,656	\$ 9,043,582	\$ 9,500,683	\$ 9,592,817

State Fair Fee Fund Analysis

The State Fair Fee Fund is funded from both State Fair and non-State Fair activities on the State Fairgrounds. Revenue sources include admission fees to the State Fair event and Grandstand entertainment, premium book advertising, building rentals, sales and concessions, and parking fees. The agency estimates total non-State Fair use of the State Fairgrounds to be nearly 500 events throughout the year.

State Fair Fee Fund				
FY 2024 – FY 2027 Agency				
	FY 2024 Actual	FY 2025 Actual	FY 2026 Agency	FY 2027 Agency
Beginning Balance	\$ 1,315,270	\$ 441,568	\$ (126,629)	\$ (11,780)
Revenue				
Receipts	\$ 7,723,508	\$ 7,701,006	\$ 8,200,075	\$ 8,396,877
Transfers In	-	123,035	-	-
Transfers Out	(300,000)	(300,000)	(300,000)	(300,000)
Encumbrances	363,652	-	-	-
Subtotal – Revenue	\$ 7,787,160	\$ 7,524,041	\$ 7,900,075	\$ 8,096,877
Total Amount Available	\$ 9,102,430	\$ 7,965,609	\$ 7,773,446	\$ 8,085,097
Expenditures				
Salaries and Wages	\$ 1,940,401	\$ 1,977,607	\$ 2,234,866	\$ 2,258,515
Contractual Services	4,808,699	4,785,808	5,037,750	5,164,806
Commodities	500,456	535,271	323,534	330,757
Capital Outlay	165,129	142,698	35,984	36,848
Capital Improvements	2,540	1,983	-	-
Debt Service Interest	15,508	-	-	-
Debt Service Principal	171,813	-	-	-
Non-Expense	1,056,316	648,871	153,092	156,766
Subtotal – Expenditures	\$ 8,660,862	\$ 8,092,238	\$ 7,785,226	\$ 7,947,692
Ending Balance	\$ 441,568	\$ (126,629)	\$ (11,780)	\$ 137,405

KANSAS STATE FAIR

Budget Summary – Agency Request

State Fair Capital Improvements Fund Analysis

The State Fair Capital Improvements Fund is funded through sales of alcohol on the State Fairgrounds and the sales of tangible property. The State Fair Capital Improvements Fund is also funded through transfers from the State Fair Fee Fund.

State Fair Capital Improvement Fund				
FY 2024 – FY 2027 Agency				
	FY 2024 Actual	FY 2025 Actual	FY 2026 Agency	FY 2027 Agency
Beginning Balance	\$ 507,012	\$ 712,696	\$ 125,130	\$ (60,060)
Revenue				
State Sales Tax	\$ 433,259	\$ 595,344	\$ 600,000	\$ 614,400
Compensating Tax	15,142	2,289	3,000	3,072
Liquor Tax	39,958	71,260	72,000	73,728
Interest	35,916	51,053	50,000	51,200
Transfers	300,000	300,000	300,000	300,000
Encumbrances	2	-	-	-
Subtotal – Revenue	\$ 824,277	\$ 1,019,946	\$ 1,025,000	\$ 1,042,400
Total Amount Available	\$ 1,331,289	\$ 1,732,642	\$ 1,150,130	\$ 982,340
Expenditures				
Salaries and Wages	\$ 105,608	\$ 71,150	\$ 44,361	\$ 45,149
Contractual Services	125,115	296,254	169,874	173,951
Commodities	-	51,430	136,839	140,123
Capital Outlay	36,877	41,753	4,648	4,760
Capital Improvements	350,993	959,566	671,785	687,908
Debt Service Interest	-	12,539	4,804	-
Debt Service Principal	-	174,820	177,879	-
Subtotal – Expenditures	\$ 618,593	\$ 1,607,512	\$ 1,210,190	\$ 1,051,891
Ending Balance	\$ 712,696	\$ 125,130	\$ (60,060)	\$ (69,551)

KANSAS STATE FAIR

Budget Summary – Agency Request

FY 2026 Analysis

Summary of Agency Budget Request, FY 2026						
	SGF	State Fair Fee Fund	All Other Funds	Total	FTE Positions	
Approved, FY 2026						
1. 2025 SB 125	\$ 365,152	\$ 8,089,028	\$ 589,402	\$ 9,043,582	27.0	
Reappropriations						
No Reappropriations	\$ -	\$ -	\$ -	\$ -	--	
Supplemental Requests						
2. Lighting Project	\$ 250,000	\$ -	\$ -	\$ 250,000	--	
3. Shuttle and Tent Reimbursement	20,507	-	-	20,507	--	
Subtotal – Supplementals	\$ 270,507	\$ -	\$ -	\$ 270,507	--	
Other Changes						
4. State Fair Capital Improvements Fund	\$ -	\$ -	\$ 620,788	\$ 620,788	--	
5. ARPA	-	-	22,700	22,700	--	
6. State Fair Fee Fund	-	(456,894)	-	(456,894)	--	
Subtotal – Other Changes	\$ -	\$ (456,894)	\$ 643,488	\$ 186,594	--	
TOTAL – Agency Revised Estimate	\$ 635,659	\$ 7,632,134	\$ 1,232,890	\$ 9,500,683	27.0	

Approved Budget

1. 2025 SB 125

The 2025 Legislature passed, and the Governor enacted, one bill appropriating and adjusting funding for state agencies. A total of \$9.0 million, including \$365,152 million SGF, was approved for the State Fair in FY 2026.

2. Lighting Project

The agency’s revised request includes \$250,000 SGF to complete the transition from traditional lighting to high-efficiency LED lighting on the grounds of the State Fair in FY 2026. The agency indicates the project will increase safety and security, while also reducing electricity costs.

The 2024 Legislature approved \$300,000 SGF to install security lights in FY 2024. Due to the timing of enactment of the appropriations bill and moneys being appropriated for this purpose in FY 2024, no moneys were expended and the funds rolled forward for FY 2025.

The agency did not complete the totality of the project in FY 2025, and moneys were lapsed at the end of FY 2025. The moneys were lapsed because there was no account to which the moneys could be reappropriated. The 2025 Legislature added \$365,152 SGF to pay off debt service obligations on the Expo Center Rehabilitation and deleted \$135,000 SGF for State Fair operating expenditures in FY 2026.

The moneys for the security lights were originally appropriated to the agency’s operating account, and when the 2025 Legislature deleted the operating account for FY 2026, there was no account to which unspent moneys from FY 2025 could be reappropriated.

The agency indicates that during FY 2025, the State Fair experienced the retirement of two key staff members who were critical to the agency’s ability to complete the work. As a result, the project was not completed and a total of \$218,427 was lapsed at the end of FY 2025.

KANSAS STATE FAIR

Budget Summary – Agency Request

The agency's request includes the amount lapsed plus an additional \$31,573 SGF, for a total of \$250,000 SGF for the lighting project in FY 2026. The agency also requests reappropriation authority for FY 2027 due to potential timing issues with budget approval and the ability to have work quoted, bid, and encumbered in a timely manner.

3. Shuttle and Tent Reimbursement

The agency's revised request includes \$20,507 SGF for shuttle and tent reimbursement in FY 2026. During the 2025 State Fair, free parking became unusable due to wet and rainy conditions. The agency indicates that several dozen cars became stuck and required towing during the State Fair. All free parking was closed from September 8 through 11. Two lots were reopened on September 12, and another had a staggered reopening from September 13 through 14. The 2025 State Fair occurred from September 5 through 14.

The agency hired shuttles and purchased canopies to offer transportation to patrons who were able to park offsite and be transported to the grounds. The agency requests reimbursement for these expenditures, totaling \$20,507 in FY 2026.

Other Changes

4. State Fair Capital Improvements Fund

The agency's revised request includes an increase of \$620,788 from the State Fair Capital Improvements Fund, for a total of \$1.2 million in FY 2026. This represents an increase of 105.3 percent. This is mostly attributable to the agency shifting capital improvement expenditures from the State Fair Fee Fund to the State Fair Capital Improvements Fund in FY 2026.

5. ARPA

The agency's revised request includes a new \$22,700 American Rescue Plan Act (ARPA) request for an emergency command center in FY 2026. Moneys for this project were approved by the State Finance Council on December 21, 2022, as part of the State Efficiency and Modernization Program in the amount of \$250,000. The agency had previously estimated expending all moneys for the project in FY 2024. However, the project was not completed in FY 2024 and was carried forward to FY 2025, where the moneys were again carried to FY 2026. The agency estimates expending all remaining ARPA moneys in FY 2026 and does not expect to carry any moneys into FY 2027.

The agency further indicates that it is no longer working toward an emergency command center on the State Fairgrounds. The agency is awaiting final invoices regarding the project, and once those are paid, any unexpended balance in the agency's ARPA fund will be remitted back. Agency ARPA expenditures in FY 2025 totaled \$227,300 for architects and engineers.

6. State Fair Fee Fund

The agency's revised request includes a decrease of \$456,894 from the State Fair Fee Fund, for a total of \$7.6 million in FY 2026. This represents a decrease of 5.6 percent. The decrease is mostly attributable to the agency shifting capital improvement expenditures from the State Fair Fee Fund to the State Fair Capital Improvements Fund in FY 2026.

These decreases are partially offset by increased estimates for salary and wages and contractual services from the State Fair Fee Fund in FY 2026. The agency's revised request includes estimated increases in salary and wages for temporary employees, as well as increased expenditures for holiday and overtime pay for full-time employees. Additionally, the agency is estimating increased expenditures related to speakers and entertainers performing at the Kansas State Fair in FY 2026.

KANSAS STATE FAIR

Budget Summary – Agency Request

FY 2027 Analysis

Summary of Agency Budget Request, FY 2027						
	SGF	State Fair Fee Fund	All Other Funds	Total	FTE Positions	
Approved, FY 2026						
2025 SB 125	\$ 365,152	\$ 8,089,028	\$ 589,402	\$ 9,043,582	27.0	
1. One-Time Adjustments	(365,152)	-	-	(365,152)	--	
Subtotal – Approved with Adjustments	\$ -	\$ 8,089,028	\$ 589,402	\$ 8,678,430	27.0	
Enhancement Requests						
2. Livestock Barn Upgrades	\$ 750,000	\$ -	\$ -	\$ 750,000	--	
Other Changes						
3. State Fair Capital Improvements Fund	\$ -	\$ -	\$ 462,489	\$ 462,489	--	
4. State Fair Fee Fund	-	(298,102)	-	(298,102)	--	
Subtotal – Other Changes	\$ -	\$ (298,102)	\$ 462,489	\$ 164,387	--	
TOTAL – Agency Request	\$ 750,000	\$ 7,790,926	\$ 1,051,891	\$ 9,592,817	27.0	

Approved Budget

1. One-Time Adjustments

The approved budget includes expenditures in FY 2026 that are not included in the agency allocation for FY 2027. These expenditures are not included for FY 2027 as to better provide a point of comparison. For this agency, these adjustments include the following:

- **Expo Center Rehabilitation Debt Payoff:** The agency’s SGF allocation was reduced by \$365,152 for FY 2027. The 2025 Legislature appropriated \$365,152 SGF to pay off debt service obligations on the Expo Center Rehabilitation in FY 2026. Those expenditures were considered to be one-time and were not included in the agency’s SGF allocation for FY 2027.

Enhancement Requests

2. Livestock Barns Upgrades

The agency’s request includes a new \$750,000 SGF request to upgrade the dairy barn on the Kansas State Fairgrounds for FY 2027. The agency indicates the building needs electrical and structural upgrades to keep it safe and operational. The agency further indicates that it is working with the Kansas Fairground Foundation and other partners to find additional funding opportunities for upgrades. However, the agency’s request for \$750,000 SGF will allow it to begin work on the necessary upgrades for FY 2027.

The agency estimates the total project cost to be \$1.5 million, with another \$750,000 to be acquired from non-State resources to address issues with the building’s roof, restrooms, stalling, and interior groundwork.

Other Changes

3. State Fair Capital Improvements Fund

The agency’s request includes an increase of \$462,489 from the State Fair Capital Improvements Fund, for a total of \$1.1 million for FY 2027. This represents an increase of 78.5 percent above the

KANSAS STATE FAIR

Budget Summary – Agency Request

approved amount in FY 2026. This is mostly attributable to the agency shifting capital improvement expenditures from the State Fair Fee Fund to the State Fair Capital Improvements Fund for FY 2027.

4. State Fair Fee Fund

The agency's request includes a decrease of \$298,102 from the State Fair Fee Fund, for a total of \$7.8 million for FY 2027. This represents a decrease of 3.7 percent below the approved amount in FY 2026. The decrease is mostly attributable to the agency shifting capital improvement expenditures from the State Fair Fee Fund to the State Fair Capital Improvements Fund for FY 2027.

These decreases are partially offset by increased estimates for salary and wages and contractual services from the State Fair Fee Fund for FY 2027. The agency's revised request includes estimated increases in salary and wages for temporary employees, as well as increased expenditures for holiday and overtime pay for full-time employees. Additionally, the agency is estimating increased expenditures related to speakers and entertainers performing at the Kansas State Fair for FY 2027.