

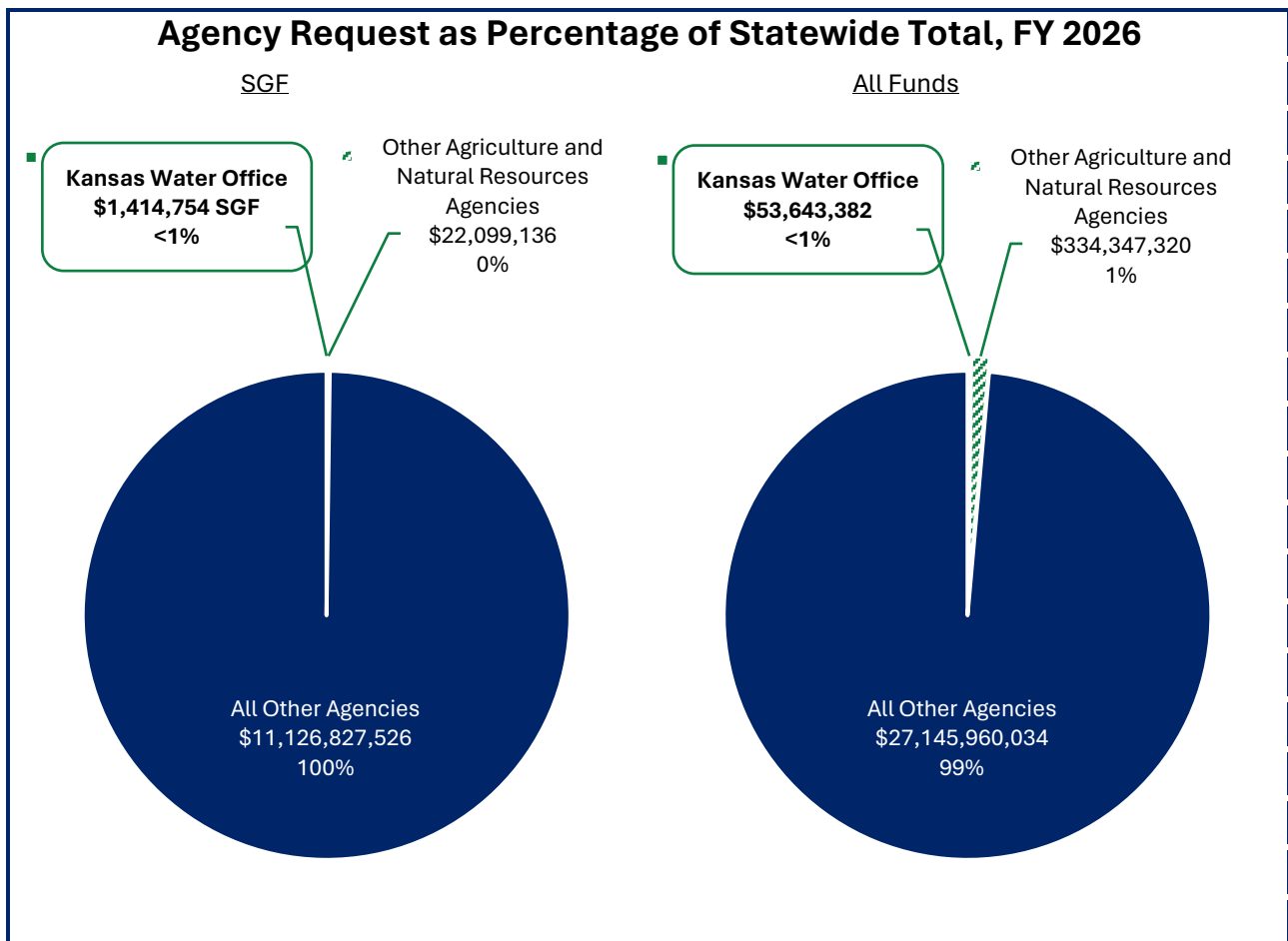
KANSAS WATER OFFICE

Budget Summary – Agency Request

Executive Summary

The Kansas Water Office (KWO) is the water planning, policy, and coordination agency for the State. The agency, in conjunction with the Kansas Water Authority, develops water policies through an open planning process; facilitates the coordination of agencies’ activities regarding water; and operates a raw water marketing program to ensure an adequate supply for the citizens, municipalities, environment, and industries in the state.



Expenditures by Fiscal Year and Version				
	SGF	All Funds	Note	
FY 2024 Actual	\$ 1,129,825	\$ 11,112,728	Actual expenditures	
FY 2025 Actual	1,399,735	55,130,568	Actual expenditures	
FY 2026 Approved	1,414,754	53,141,615	2025 SB 125	
FY 2026 Agency	1,414,754	53,643,382	Revised estimate, submitted September 2025	
FY 2027 Agency	1,426,145	47,877,440	Agency request, submitted September 2025	



KANSAS WATER OFFICE

Budget Summary – Agency Request

Budget and Policy Snapshot



The tables below provide a selection of items that inform the agency budget request. These items include **supplemental and enhancement requests** () , adjustments related to **reappropriated funds** () , **language-only policy changes** requested for inclusion in legislation, changes in **federal or state policy** that impact agency funding, and other budgetary items.

These tables are not intended to be a comprehensive list of changes in the agency budget request. For more detail on individual fiscal year requests, please refer to the [FY 2026 Analysis](#) and [FY 2027 Analysis](#) sections later in this document.

FY 2026

Item	Amount	Source	Note
 SWPF Reappropriation	\$ 7,895,641	SWPF	Includes agency lapses

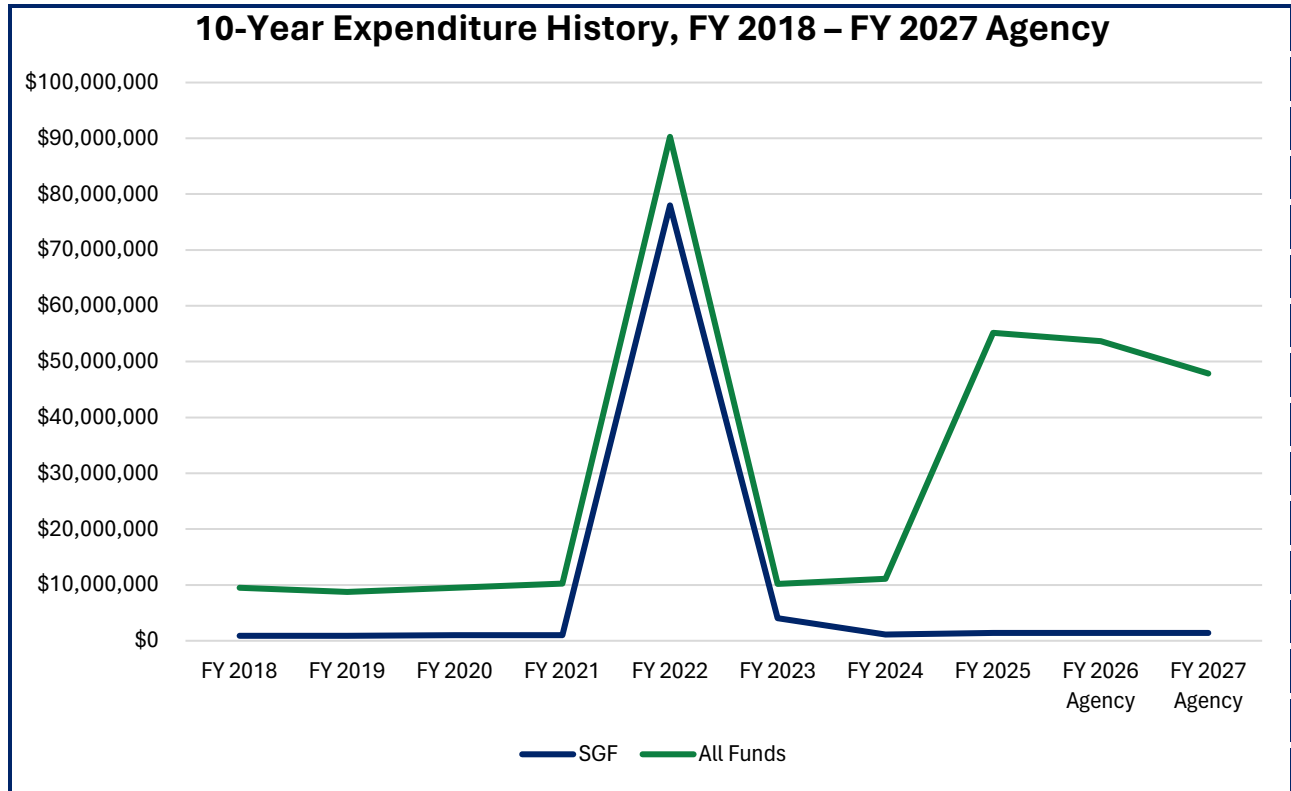
FY 2027

Item	Amount	Source	Note
 SWPF One-Time Adjustments	\$ (2,358,745)	SWPF	FY 2026 funding that does not repeat for FY 2027.
 FY 2027 SWPF Enhancement	3,770,000	SWPF	Includes \$2.3 million for Water Planning and Project Development and \$1.5 million for new Reservoir Sediment Initiatives.

KANSAS WATER OFFICE

Budget Summary – Agency Request

Summary of Expenditures



Fiscal Year	SGF		All Funds		FTE	CPI-U* Change (%)
	Amount	Change (%)	Amount	Change (%)		
FY 2018	\$ 874,376	(3.3)	\$ 9,506,982	(21.6)	19.00	0.2
FY 2019	896,722	2.6	8,767,111	(7.8)	20.00	--
FY 2020	1,020,024	13.8	9,520,341	8.6	20.00	0.8
FY 2021	1,013,608	(0.6)	10,244,332	7.6	16.00	2.4
FY 2022	77,961,087	7,591.4	90,236,796	780.8	18.00	9.2
FY 2023	4,055,965	(94.8)	10,199,526	(88.7)	19.00	5.8
FY 2024	1,129,825	(72.1)	11,112,728	9.0	22.00	3.0
FY 2025	1,399,735	23.9	55,130,564	396.1	24.00	3.0
FY 2026 Agency	1,414,754	1.1	53,643,382	(2.7)	24.00	2.8
FY 2027 Agency	1,426,145	0.8	47,877,440	(10.7)	24.00	2.4

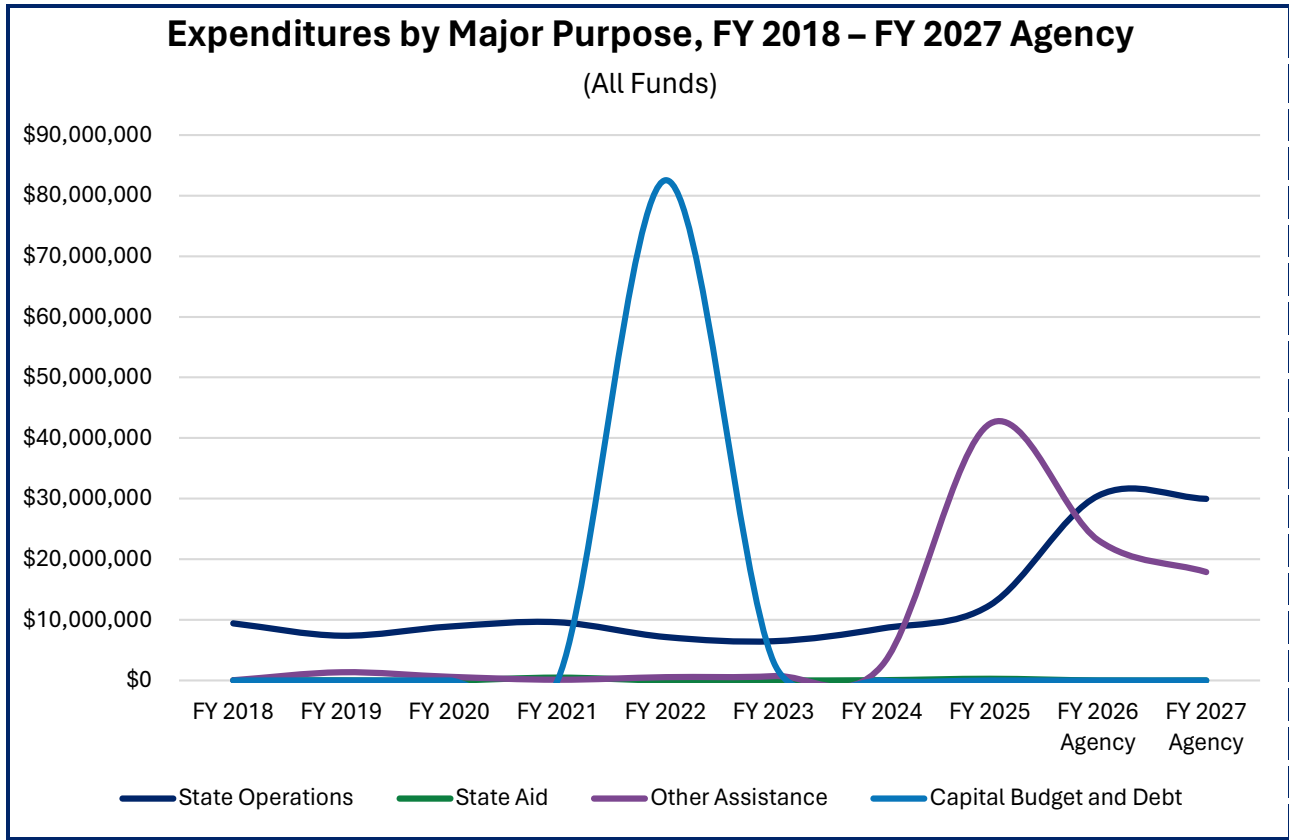
5-Year Change (FY 2023–2027)	\$ (2,629,820)	(64.8)	\$ 37,677,914	369.4	5.00	11.6
10-Year Change (FY 2018–2027)	551,769	63.1	38,370,458	403.6	5.00	33.1
3-Year Average** (FY 2023–2025)	2,195,175	N/A	25,480,939	N/A	21.67	N/A

* Note : Consumer Price Index for All Urban Consumers estimate for FY 2026–2027 is from the Consensus Revenue Estimating Group.

** Note : Reflects the three most recent years of actuals data.

KANSAS WATER OFFICE

Budget Summary – Agency Request



Expenditures by Category, FY 2024 – FY 2027 Agency

(All Funds)

	FY 2026 Agency % of Total	FY 2024 Actual	FY 2025 Actual	FY 2026 Approved	FY 2026 Agency	FY 2027 Agency
State Operations						
Salaries and Wages	4.6 %	\$ 1,735,350	\$ 1,999,852	\$ 2,352,867	\$ 2,489,360	\$ 2,513,757
Contractual Services	51.9	6,418,045	10,282,680	20,746,659	27,814,108	27,286,033
Commodities	0.3	157,133	135,083	153,950	142,900	143,900
Capital Outlay	0.1	277,120	26,910	312,950	36,700	33,750
Operating Adjustments	--	-	-	(21,120)	-	-
Subtotal	56.8 %	\$ 8,587,648	\$ 12,444,525	\$ 23,545,306	\$ 30,483,068	\$ 29,977,440
State Aid and Assistance						
Aid to Locals	-- %	\$ 50,000	\$ 300,000	\$ -	\$ -	\$ -
Other Assistance	43.2	2,475,080	42,386,039	21,700,668	23,160,314	17,900,000
Subtotal	43.2 %	\$ 2,475,080	\$ 42,386,039	\$ 21,700,668	\$ 23,160,314	\$ 17,900,000
Capital Budget and Debt						
Capital Improvements	-- %	\$ -	\$ -	\$ -	\$ -	\$ -
Debt Service Principal	--	-	-	-	-	-
Debt Service Interest	--	-	-	-	-	-
Subtotal	-- %	\$ -	\$ -	\$ -	\$ -	\$ -
Reappropriations	-- %	\$ -	\$ -	\$ 7,895,641	\$ -	\$ -
GRAND TOTAL	100.0 %	\$ 11,112,728	\$ 55,130,564	\$ 53,141,615	\$ 53,643,382	\$ 47,877,440

KANSAS WATER OFFICE

Budget Summary – Agency Request

State Operations

Expenditures by Classification, FY 2024 – FY 2027 Agency							
(State Operations, All Funds)							
	FY 2026 Agency % of Total	FY 2024 Actual	FY 2025 Actual	FY 2026 Approved	FY 2026 Agency	FY 2027 Agency	
Salaries and Wages							
Employee Pay	3.4 %	\$ 1,298,624	\$ 1,509,518	\$ 1,683,073	\$ 1,837,390	\$ 1,840,716	
Employee Benefits	1.2	436,726	490,334	669,794	651,970	673,041	
Shrinkage	--	-	-	-	-	-	
Subtotal	4.6 %	\$ 1,735,350	\$ 1,999,852	\$ 2,352,867	\$ 2,489,360	\$ 2,513,757	
Contractual Services							
Communication	0.1 %	\$ 27,809	\$ 29,590	\$ 38,399	\$ 38,398	\$ 41,109	
Fees (Professional)	0.6	1,060,966	1,473,331	304,500	304,500	504,500	
Fees (Other Services)	0.2	82,076	87,782	89,366	88,367	88,350	
Freight and Express	--	-	-	-	-	-	
Printing and Advertising	0.1	1,692	9,333	2,650	2,650	2,150	
Rent and Leases	0.4	376,124	229,095	226,559	226,561	226,917	
Repair and Servicing	0.1	17,376	152,711	10,000	10,000	7,000	
Travel and Subsistence	0.2	135,587	152,931	127,442	122,442	123,050	
Utilities	--	-	-	-	-	-	
Other	50.4	4,716,415	8,147,907	19,947,743	27,021,190	26,292,957	
Subtotal	51.9 %	\$ 6,418,045	\$ 10,282,680	\$ 20,746,659	\$ 27,814,108	\$ 27,286,033	
Commodities							
Clothing	-- %	\$ 1,752	\$ 1,132	\$ -	\$ -	\$ -	
Equipment and Parts	0.1	6,524	400	2,700	2,700	2,700	
Food	0.2	103,181	102,549	92,500	92,500	92,500	
Fuel	--	-	-	-	-	-	
Motor Vehicle Parts	0.1	13,723	16,850	20,000	18,800	20,000	
Supplies (Office)	0.1	6,767	7,602	3,900	3,900	3,500	
Supplies (Professional)	--	8,334	-	-	-	-	
Supplies (Research)	--	-	-	-	-	-	
Other	0.1	16,852	6,550	34,850	25,000	25,200	
Subtotal	0.3 %	\$ 157,133	\$ 135,083	\$ 153,950	\$ 142,900	\$ 143,900	
Capital Outlay							
Books	-- %	\$ -	\$ -	\$ -	\$ -	\$ -	
Computer Hardware	0.1	9,525	24,172	5,000	5,000	9,500	
Computer Software	0.1	(120)	810	9,500	9,400	9,500	
Equipment, Furniture	0.1	266,545	-	13,200	21,500	13,700	
Information Processing	0.1	1,170	1,928	800	800	1,050	
Telecommunications	--	-	-	-	-	-	
Other	--	-	-	284,450	-	-	
Subtotal	0.1 %	\$ 277,120	\$ 26,910	\$ 312,950	\$ 36,700	\$ 33,750	
Operating Adjustments	-- %	\$ -	\$ -	\$ (21,120)	\$ -	\$ -	
TOTAL	56.8 %	\$ 8,587,648	\$ 12,444,525	\$ 23,545,306	\$ 30,483,068	\$ 29,977,440	

KANSAS WATER OFFICE

Budget Summary – Agency Request

State Aid

Expenditures by Classification, FY 2024 – FY 2027 Agency						
(State Aid, All Funds)						
	FY 2026 Agency % of Total	FY 2024 Actual	FY 2025 Actual	FY 2026 Approved	FY 2026 Agency	FY 2027 Agency
State Aid						
Federal Aid Payments	-- %	\$ 50,000	\$ -	\$ -	\$ -	-
State Aid Payments	--	-	300,000	-	-	-
TOTAL	-- %	\$ 50,000	\$ 300,000	\$ -	\$ -	-

Other Assistance

Expenditures by Classification, FY 2024 – FY 2027 Agency						
(Other Assistance, All Funds)						
	FY 2026 Agency % of Total	FY 2024 Actual	FY 2025 Actual	FY 2026 Approved	FY 2026 Agency	FY 2027 Agency
Other Assistance						
State Aid Payments	9.6 %	\$ 2,083,379	\$ 3,291,442	\$ 3,700,668	\$ 5,160,314	\$ 900,000
State Special Grants	33.6	-	38,594,597	18,000,000	18,000,000	17,000,000
Other	--	391,701	500,000	-	-	-
TOTAL	43.2 %	\$ 2,475,080	\$ 42,386,039	\$ 21,700,668	\$ 23,160,314	\$ 17,900,000

Expenditures by Program

Expenditures by Program, FY 2024 – FY 2027 Agency						
(All Funds)						
	FY 2026 Agency % of Total	FY 2024 Actual	FY 2025 Actual	FY 2026 Approved	FY 2026 Agency	FY 2027 Agency
Water Planning & Administration	81.4 %	\$ 7,905,968	\$ 51,999,563	\$ 35,292,930	\$ 43,690,338	\$ 36,837,915
Public Water Supply	18.6	3,206,760	3,131,001	9,953,044	9,953,044	11,039,525
Reappropriations	--	-	-	7,895,641	-	-
TOTAL	100.0 %	\$ 11,112,728	\$ 55,130,564	\$ 53,141,615	\$ 53,643,382	\$ 47,877,440

FTE Positions by Program, FY 2024 – FY 2027 Agency						
	FY 2026 Agency % of Total	FY 2024 Actual	FY 2025 Actual	FY 2026 Approved	FY 2026 Agency	FY 2027 Agency
Water Planning & Administration	54.2 %	11.5	13.0	13.0	13.0	13.0
Public Water Supply	45.8	10.5	11.0	11.0	11.0	11.0
TOTAL	100.0 %	22.0	24.0	24.0	24.0	24.0

KANSAS WATER OFFICE

Budget Summary – Agency Request

Expenditures by Fund

Expenditures by Fund, FY 2024 – FY 2027 Agency							
	FY 2026 Agency % of Total	FY 2024 Actual	FY 2025 Actual	FY 2026 Approved	FY 2026 Agency	FY 2027 Agency	
State General Fund	2.6 %	\$ 1,129,825	\$ 1,399,735	\$ 1,414,754	\$ 1,414,754	\$ 1,426,145	
State Water Plan Fund	37.9	4,749,673	9,543,261	20,343,944	20,343,944	13,859,558	
Fee Funds	0.4	183,558	169,959	225,000	225,000	225,000	
Federal Funds	3.2	397,243	130,313	1,700,241	1,700,240	1,320,812	
All Other Funds	55.8	4,652,429	43,887,296	29,457,676	29,959,444	31,045,925	
TOTAL	100.0 %	\$ 11,112,728	\$ 55,130,564	\$ 53,141,615	\$ 53,643,382	\$ 47,877,440	

KANSAS WATER OFFICE

Budget Summary – Agency Request

FY 2026 Analysis

Summary of Agency Budget Request, FY 2026						
	SGF	SWPF	All Other Funds	Total	FTE Positions	
Approved, FY 2026						
1. 2025 SB 125, without Reappropriations	\$ 1,414,754	\$ 12,448,303	\$ 31,382,917	\$ 45,245,974	24.0	
Reappropriations						
2. State Water Plan Fund	\$ -	\$ 7,895,641	\$ -	\$ 7,895,641	-	
Subtotal – Approved, with Reappropriations	\$ 1,414,754	\$ 20,343,944	\$ 31,382,917	\$ 53,141,615	24.0	
Supplemental Requests						
No Supplemental Requests	\$ -	\$ -	\$ -	\$ -	-	
Other Changes						
3. NFWF Grant	\$ -	\$ -	\$ 500,000	\$ 500,000	-	
4. All Other Adjustments	-	-	1,767	1,767	-	
Subtotal – Other Changes	\$ -	\$ -	\$ 501,767	\$ 501,767	-	
TOTAL	\$ 1,414,754	\$ 20,343,944	\$ 31,884,684	\$ 53,643,382	24.0	

Approved Budget

1. 2025 SB 125

The 2025 Legislature passed, and the Governor enacted, one bill appropriating and adjusting funding for state agencies. A total of \$31.4 million, including \$1.4 million SGF and \$7.9 million from the State Water Plan Fund (SWPF), was approved for the Kansas Water Office in FY 2026.

Reappropriations

2. SWPF Reappropriations

The agency reappropriated \$7.9 million in unspent SWPF funds from FY 2025 to FY 2026. This includes:

- **Assessment and Evaluation:** \$1.4 million. This funding is utilized to contract for a variety of data collection and studies. The overall objective of this funding is to provide the state water planning process with background information necessary to make decisions and improve implementation.
- **MOU – Storage Operations and Maintenance:** \$114,973. This funding is used to pay a proportional amount of operation and maintenance costs associated with storage of water supply with the U.S. Army Corps of Engineers.
- **Technical Assistance to Water Users:** \$239,939. This funding is used to provide technical assistance to municipalities to improve operations and maintenance of public water supply systems, as well as water conservation planning and emergency response.
- **Reservoir and Water Quality Research:** \$104,704. This funding is used to coordinate and support data collection, analysis, and research to address needs and goals identified in the Kansas Water Plan.

KANSAS WATER OFFICE

Budget Summary – Agency Request

- **Water Quality Partnerships:** \$1.5 million. This funding is used to support efforts to improve the state’s water quality through watershed conservation through developing and strengthening partnerships.
- **Kansas Water Plan Education and Outreach:** \$750,946. This funding is used to increase awareness of water issues in the state and to increase knowledge of those working within water-related careers.
- **High Plains Aquifer Partnerships:** \$2.4 million. The funding is used to support efforts to conserve and extend the High Plains Aquifer, including showcasing conservation efforts, and to develop partnerships to demonstrate practices, tools, and technologies that promote water conservation.
- **Kansas Reservoir Protection Initiative:** \$89,888. This funding is used to provide direct financial assistance to producers to implement best management practices that reduce sediment runoff within priority water sheds. Moving forward, funding for this initiative can be found in the budget for the Department of Agriculture.
- **Equus Beds:** \$66,786. This funding is used to address the chloride plume found in the Equus Beds Aquifer.

Other Changes

3. National Fish and Wildlife Foundation (NFWF) Grant

The agency’s revised request includes a new \$500,000 NFWF grant for FY 2027. The agency indicates the funding will go toward restoring playas and surrounding grass buffers, increasing groundwater recharge in the Ogallala Aquifer. These efforts are also expected to support a more resilient landscape, benefiting approximately 200 bird species. The agency plans to collaborate with Playa Lake Joint Venture to assist with [*Tomorrow’s Water: Connecting People, Playas and the Ogallala Aquifer*](#). Federal funding for this purpose is estimated to be received over a five-year period.

4. All Other Adjustments

All other adjustments made by the agency total an increase of \$1,767, all from agency fee funds, in FY 2026. The increase is attributable to the agency budgeting higher expenditures from the Water Supply Storage Assurance Fund, while decreasing expenditures from the Water Marketing Fund for operating expenditures in FY 2026.

KANSAS WATER OFFICE

Budget Summary – Agency Request

FY 2027 Analysis

Summary of Agency Budget Request, FY 2027						
	SGF	SWPF	All Other Funds	Total	FTE Positions	
Approved, FY 2026						
2025 SB 125	\$ 1,414,754	\$ 12,448,303	\$ 31,382,917	\$ 45,245,974	24.0	
1. One-Time Adjustments	-	(2,358,745)	-	(2,358,745)	-	
Subtotal – Approved with Adjustments	\$ 1,414,754	\$ 10,089,558	\$ 31,382,917	\$ 42,887,229	24.0	
Enhancement Requests						
2. FY2027 SWPF Enhancement Request	\$	\$ 3,770,000	\$ -	\$ 3,770,000	-	
Other Changes						
3. FY 2027 Health Insurance Rate Change	\$ 11,857	\$ -	\$ -	11,857	-	
4. FY 2027 KPERS Rate Change	(466)	-	-	(466)	-	
5. SWPF - MOU Storage Operations and Maintenance	-	514,890	-	514,890	-	
6. SWPF - Water Planning and Project Development	-	230,000	-	230,000	-	
7. SWPF - Streamgaging	-	100,000	-	100,000	-	
8. SWPF - Arbuckle Study	-	(230,000)	-	(230,000)	-	
9. SWPF - Water Quality Partnerships	-	(614,890)	-	(614,890)	-	
10. NFWF Grant	-	-	1,500,000	1,500,000	-	
11. Water Marketing Fund	-	-	1,142,117	1,142,117	-	
12. Water Projects Grants Fund	-	-	(500,000)	(500,000)	-	
13. Water Technical Assistance Fund	-	-	(500,000)	(500,000)	-	
14. All Other Adjustments	-	-	(433,297)	(433,297)	-	
Subtotal – Other Changes	\$ 11,391	\$ -	\$ 1,208,820	1,220,211	-	
TOTAL	\$ 1,426,145	\$ 13,859,558	\$ 32,591,737	47,877,440	24.0	

Approved Budget

1. One-Time Adjustments

The approved budget includes expenditures in FY 2026 that are not included in the agency allocation for FY 2027. These expenditures are not included for FY 2027 as to better provide a point of comparison. For this agency, these adjustments include the following:

- **Assessment and Evaluation (SWPF):** The agency’s SWPF allocation was reduced by \$268,745 for Assessment and Evaluation for FY 2027. The 2025 Legislature added \$268,745 for airborne electromagnetic surveys of the Ogallala Aquifer in partnership with the Kansas Geological Survey. Those expenditures were considered to be one-time and do not repeat for FY 2027.
- **Water Planning and Project Development (SWPF):** The agency’s SWPF allocation was reduced by \$500,000 for Water Planning and Project Development for FY 2027. The 2025 Legislature added \$500,000 for this line in FY 2026. Those expenditures were considered to be one-time and do not repeat for FY 2027.

KANSAS WATER OFFICE

Budget Summary – Agency Request

- **Independent Program Evaluation (SWPF):** The agency’s SWPF allocation was reduced by \$90,000 for Independent Program Evaluation for FY 2027. The 2025 Legislature added \$90,000 for Independent Program Evaluation for FY 2027. Those expenditures were considered to be one-time and were not included in the agency’s allocation for FY 2027.
- **John Redmond Reservoir Hydro-suction Pilot (SWPF):** The agency’s SWPF allocation was reduced by \$1.5 million for John Redmond Reservoir for FY 2027. The 2025 Legislature added \$1.5 million for John Redmond Reservoir as matching funds for the John Redmond Hydro-suction Pilot. Those expenditures were considered to be one-time and were not included in the agency’s allocation for FY 2027.

Enhancement Requests

2. FY 2027 SWPF Enhancement Request

The agency’s request includes \$3.8 million SWPF, with \$2.3 million allocated for water planning and project development and \$1.5 million for reservoir sediment management initiatives for FY 2027. This brings the agency’s total request for water planning and project development to \$3.5 million. The \$1.5 million for reservoir sediment management initiatives represents a new line of funding for the agency for FY 2027 and beyond.

The water planning and project development line of appropriation was created by the 2025 Legislature. The agency indicates the objective of the funding is to create long-term regional water planning to optimize management of water resources, identify potential vulnerabilities, evaluate funding needs, target funding use for maximum benefit, and ensure sufficient water supply for future generations.

The proposed regional water planning effort will include compiling existing information, such as available reservoir storage and current sedimentation rates, and updating water supply and demand forecasts to create models and projections of existing conditions. The model can be updated to examine the impacts of different parameters and identify the benefits of future proposed projects.

The reservoir sediment management initiatives line is a new budget line requested by the agency. The goal of the funding is to implement initiatives aimed at reducing sedimentation in Kansas reservoirs. Past appropriations from the SWPF have funded projects aimed at reducing and understanding sedimentation issues, such as Tuttle Creek Lake water injection dredging demonstration, funding recently approved for the hydro-suction of John Redmond Reservoir, and the Kansas Water Sustainment Evaluation PAS study with the U.S. Army Corp of Engineers.

Other Changes

3. FY 2027 Health Insurance Rate Change

The agency’s request includes \$11,857 SGF for a health insurance rate change for FY 2027. This increase is due to annual adjustments made to budget cost indices by the Department of Administration. These indices are used by all state agencies, and employer contribution rates are projected to rise for all state agencies.

The agency’s total request for group health insurance is \$294,875, from all funding sources, for FY 2027. This represents an increase of 7.8 percent over the FY 2026 approved amount.

4. FY 2027 KPERS Rate Change

The agency’s request includes a \$466 reduction from the SGF for a Kansas Public Employees Retirement System (KPERS) rate change in FY 2027. The decrease is due to annual adjustments to

KANSAS WATER OFFICE

Budget Summary – Agency Request

budget cost indices produced by the Department of Administration. These indices are used by all state agencies, and employer contribution rates are expected to decrease for all state agencies.

The agency's request for KPERs employer contributions totals \$226,327, from all funding sources, for FY 2027. This reflects a decrease of 5.1 percent compared with the FY 2026 approved amount.

5. SWPF – MOU Storage Operations and Maintenance

The agency's request includes adding \$514,890 SWPF for a total of \$1.3 million for MOU Storage Operations and Maintenance for FY 2027. This represents an increase of 66.1 percent over the FY 2026 approved amount.

The agency indicates that the request includes adding \$514,890 SWPF to the MOU Storage Operations and Maintenance line, and reducing the Water Quality Partnership line by the same amount for FY 2027.

6. SWPF – Water Planning and Project Development

The agency's request includes adding \$230,000 SWPF for a total of \$1.2 million for Water Planning and Project Development for FY 2027. This represents a decrease of 18.0 percent below the FY 2026 approved amount.

The agency indicates that the request includes adding \$230,000 SWPF to the Water Planning and Project Development line, and reducing the Arbuckle Study line by the same amount for FY 2027.

7. SWPF – Streamgaging

The agency's request includes adding \$100,000 SWPF for a total of \$798,708 for Streamgaging for FY 2027. This represents an increase of 14.3 percent above the FY 2026 approved amount.

The agency indicates that the request includes adding \$100,000 SWPF to the Streamgaging line, and reducing the Water Quality Partnership line for FY 2027.

8. SWPF – Arbuckle Study

The agency's request includes deleting \$230,000 SWPF for a total of \$70,000 for Arbuckle Study for FY 2027. This represents a decrease of 76.7 percent below the FY 2026 approved amount.

The agency indicates that the request includes adding this amount to the Water Planning and Project Development line. The agency further indicates that expenditures related to the Arbuckle Study are estimated to decrease, and requests these moneys be reallocated to the Water Planning and Project Development line for FY 2027.

9. SWPF – Water Quality Partnerships

The agency's request includes deleting \$614,890 SWPF for a total of \$850,000 for Water Quality Partnerships for FY 2027. This represents a decrease of 42.0 percent below the FY 2026 approved amount.

The agency indicates that the request includes adding \$514,890 to the MOU Storage Operations and Maintenance line and \$100,000 to the Streamgaging line. The agency further indicates that expenditures related to the Milford Lake Regional Conservation Partnership Program are estimated to decrease, as matching requirements were met in FY 2026, and requests these moneys be reallocated to the Water Planning and Project Development line for FY 2027.

10. National Fish and Wildlife Foundation (NFWF) Grant

The agency is requesting a new \$1.5 million NFWF grant for FY 2027. This grant is also part of the agency's revised FY 2026 request. The agency indicates the funding will go to restore playas and surrounding grass buffers, increasing groundwater recharge in the Ogallala Aquifer. These efforts are

KANSAS WATER OFFICE

Budget Summary – Agency Request

also expected to support a more resilient landscape, benefiting approximately 200 bird species. The agency plans to collaborate with Playa Lake Joint Venture to assist with [Tomorrow's Water: Connecting People, Playas and the Ogallala Aquifer](#). Federal funding for this purpose is estimated to be received over a five-year period.

11. Water Marketing Fund

The agency's request includes an increase of \$1.1 million, for a total of \$7.2 million, for FY 2027. This represents an increase of 11.3 percent over the FY 2026 approved amount. The Water Marketing Fund generates revenues from fees on water supplied under contracts with public water suppliers and industries from state-owned storage in federal reservoirs.

The agency estimates increased expenditures for contractual services from the Water Marketing Fund for FY 2027. The agency indicates that contract costs to the U.S. Army Corp of Engineers for operations and maintenance at Kansas reservoirs are increasing, and the agency is also increasing budgeted expenditures for potential reservoir protection and restoration projects at Kansas reservoirs for FY 2027.

12. Water Projects Grant Fund

The agency's request includes a decrease of \$500,000, for a total of \$12.0 million, for FY 2027. This represents a 9.1 percent decrease from the FY 2026 approved amount. The Water Projects Grant Fund does not generate any revenue from fees. Instead, it is funded through transfers from SWPF.

KSA 82a-955 directs a transfer of \$12.5 million from the SWPF to the Water Projects Grant Fund for FY 2027. KSA 82a-955 was amended by the 2025 Legislature through enactment of SB 125, the appropriations bill, to include transfers totaling \$12.5 million SWPF to the Water Projects Grant Fund in FY 2026 and FY 2027. Previously, the statute had directed \$12.0 million from the SWPF to the Water Projects Grant Fund for FY 2027.

The agency's request includes deleting the additional \$500,000 SWPF transfer to the Water Projects Grant Fund for FY 2027, as approved by the 2025 Legislature.

13. Water Technical Assistance Fund

The agency's request includes a decrease of \$500,000, for a total of \$5.0 million, for FY 2027. This represents a 4.0 percent decrease from the FY 2026 approved amount. The Water Projects Grant Fund does not generate any revenue from fees; instead, it is funded through transfers from SWPF.

KSA 82a-955 directs a transfer of \$5.5 million from the SWPF to the Water Technical Assistance Fund for FY 2027. KSA 82a-955 was amended by the 2025 Legislature through enactment of SB 125, the appropriations bill, to include transfers totaling \$12.5 million SWPF to the Water Technical Assistance Fund in FY 2026 and FY 2027. Previously, the statute had directed \$5.0 million from the SWPF to the Water Technical Assistance Fund for FY 2027.

The agency's request includes deleting the additional \$500,000 SWPF transfer to the Water Projects Grant Fund, as approved by the 2025 Legislature, for FY 2027.

14. All Other Adjustments

All other adjustments made by the agency result in a decrease of \$433,297, all from agency fee and federal funds, for FY 2027. The decrease is primarily attributable to estimated decreased expenditures from the High Hazard Potential Dam (HHPD) Rehabilitation Federal Fund.

The HHPD Rehabilitation Federal Fund is used for the rehabilitation of dams classified as high hazard potential. The agency was awarded a one-time grant from the Federal Emergency Management Agency (FEMA) for this purpose. The agency estimates spending \$1.4 million in FY 2026 and the remaining \$1.2 million for FY 2027.