

OFFICE OF THE SECRETARY OF STATE

Budget Summary – Agency Request

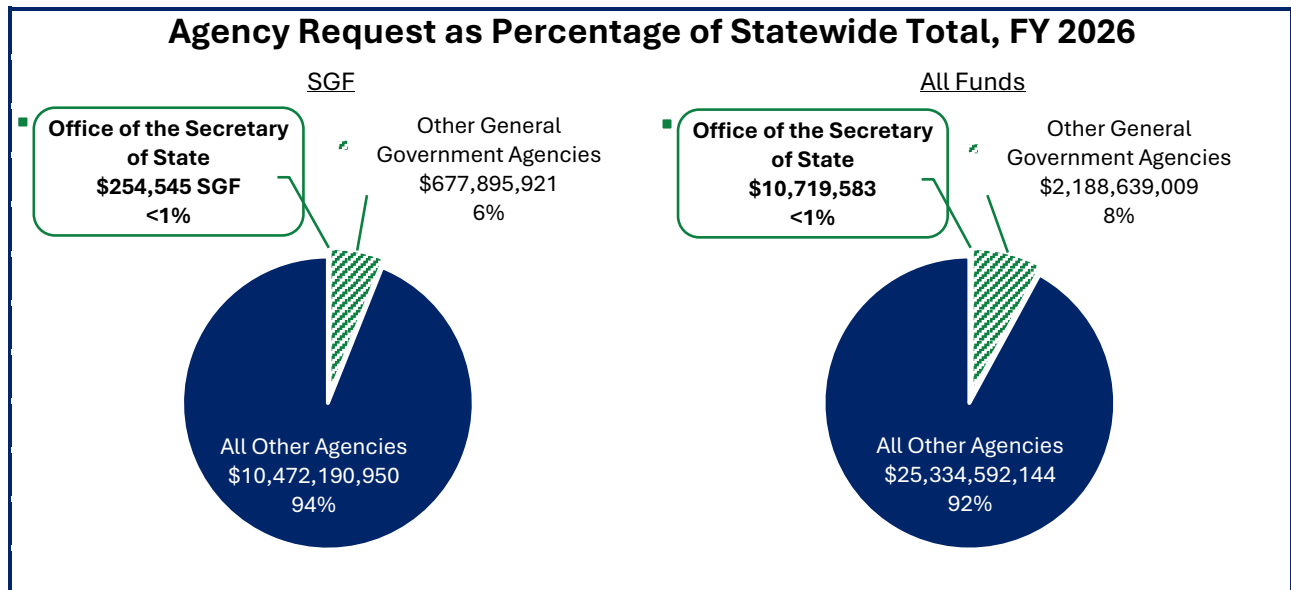
Executive Summary

The Office of the Secretary of State, created by Article 1, § 1 of the *Kansas Constitution*, is led by an elected Secretary serving a four-year term who may appoint an Assistant Secretary of State and up to five Deputy Assistant Secretaries. The Secretary’s duties include countersigning gubernatorial commissions, filing declarations of candidacies, indexing charter ordinances, publishing regulations for constitutional amendments, administering elections, collecting certain Kansas business records, and publishing the *Kansas Statutes Annotated (KSA)* and *Session Laws of Kansas*. The office has three divisions:

- The **Administration Division**, which manages operations, publications, legal services, and IT;
- The **Business Services Division**, which handles filings for Kansas businesses and the Uniform Commercial Code; and
- The **Elections Division**, which oversees elections, lobbyist registrations, campaign finance disclosure, Help America Vote Act (HAVA)¹ compliance, Kansas flag sales, and Statements of Substantial Interest.

The agency is located in Topeka in the Docking State Office Building, 915 SW Harrison Street.

Expenditures by Fiscal Year and Version				
	SGF	All Funds	Note	
FY 2024 Actual	\$ 2,779,024	\$ 9,316,657	Actual expenditures	
FY 2025 Actual	-	6,864,943	Actual expenditures	
FY 2026 Approved	-	8,706,173	2025 SB 125	
FY 2026 Agency	254,545	10,719,583	Revised estimate, submitted September 2025	
FY 2027 Agency	-	10,233,884	Agency request, submitted September 2025	



¹ [Help America Vote Act of 2002](#), Pub. L. No. 107-252, 116 Stat. 1666 (2002).

OFFICE OF THE SECRETARY OF STATE

Budget Summary – Agency Request

Budget and Policy Snapshot

The tables below provide a selection of items that inform the agency budget request. These items include **supplemental and enhancement requests** (NEW), adjustments related to **reappropriated funds** (E), **language-only policy changes** requested for inclusion in legislation, changes in **federal or state policy** that impact agency funding, and other budgetary items.

These tables are not intended to be a comprehensive list of changes in the agency budget request. For more detail on individual fiscal year requests, please refer to the [FY 2026 Analysis](#) and [FY 2027 Analysis](#) sections later in this document.

FY 2026

Item	Amount	Source	Note
NEW 2024 Election Security State Match	\$ 200,000	SGF	\$200,000 SGF for the 2024 HAVA match was appropriated in FY 2025 but not deposited into the Democracy Fund.
NEW 2025 Election Security State Match	54,545	SGF	20 percent state match for federal grant.
Regulation Modernization Software	1,450,000	Information Service Fee Fund	Replace paper-based system with a digital system.
Federal HAVA Funds for Counties	800,000	HAVA Election Security Fund	Funding to provide election security grants to counties, including an increase of \$300,000 above the FY 2026 approved amount.

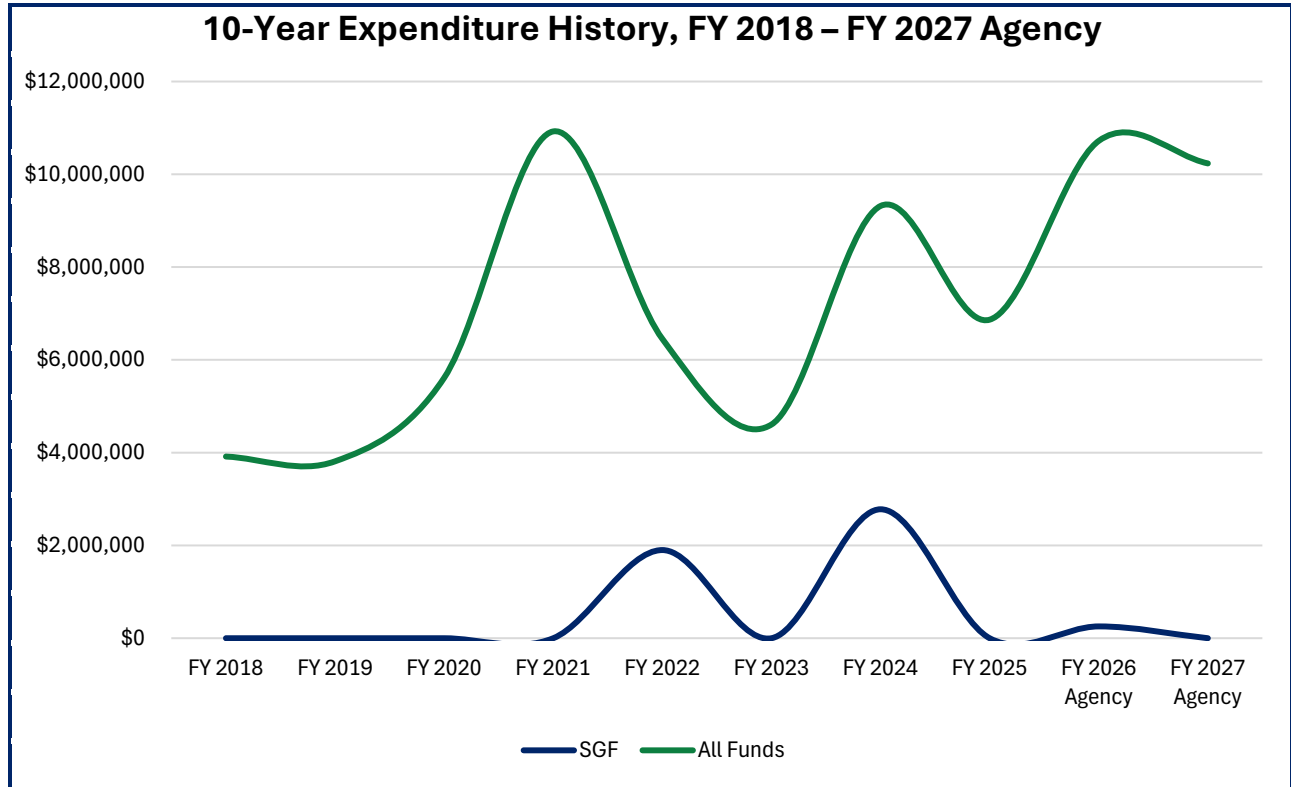
FY 2027

Item	Amount	Source	Note
Regulation Modernization Software	\$ 1,450,000	Information Service Fee Fund	Replace paper-based system with a digital system.
Federal HAVA Funds for Counties	800,000	HAVA Election Security Fund	Funding to provide election security grants to counties, including an increase of \$300,000 above the FY 2026 approved amount.

OFFICE OF THE SECRETARY OF STATE

Budget Summary – Agency Request

Summary of Expenditures



Fiscal Year	SGF		All Funds		FTE	CPI-U*
	Amount	Change (%)	Amount	Change (%)		
FY 2018	\$ -	(100.0)	\$ 3,913,797	(12.9)	36.00	0.2
FY 2019	-	--	3,810,644	(2.6)	32.00	--
FY 2020	-	--	5,610,445	47.2	36.00	0.8
FY 2021	-	--	10,923,601	94.7	37.00	2.4
FY 2022	1,900,000	--	6,451,029	(40.9)	41.47	9.2
FY 2023	-	(100.0)	4,604,174	(28.6)	38.00	5.8
FY 2024	2,779,024	--	9,316,657	102.4	36.00	3.0
FY 2025	-	(100.0)	6,864,943	(26.3)	42.47	3.0
FY 2026 Agency	254,545	--	10,719,583	56.1	42.47	2.8
FY 2027 Agency	-	(100.0)	10,233,884	(4.5)	42.47	2.4

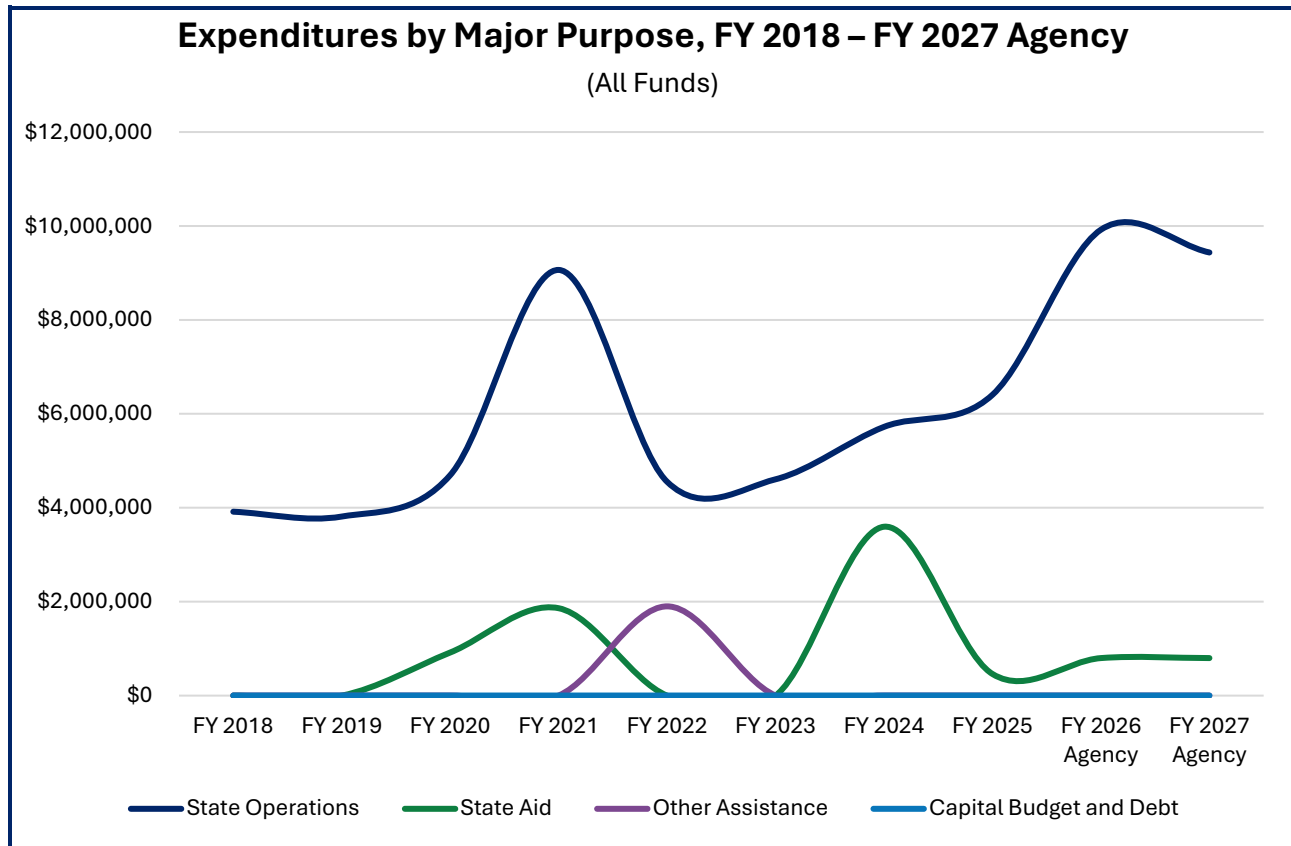
5-Year Change (FY 2023–2027)	\$ -	--	\$ 5,629,710	122.3	4.47	11.6
10-Year Change (FY 2018–2027)	-	--	6,320,087	161.5	6.47	33.1
3-Year Average** (FY 2023–2025)	926,341	N/A	6,928,591	N/A	38.82	N/A

* Note : Consumer Price Index for All Urban Consumers for FY 2026–2027 is from the Consensus Revenue Estimating Group.

** Note : Reflects the three most recent years of actuals data.

OFFICE OF THE SECRETARY OF STATE

Budget Summary – Agency Request



Expenditures by Category, FY 2024 – FY 2027 Agency

(All Funds)

	FY 2026 Agency % of Total	FY 2024 Actual	FY 2025 Actual	FY 2026 Approved	FY 2026 Agency	FY 2027 Agency
State Operations						
Salaries and Wages	36.3 %	\$ 2,979,375	\$ 3,315,553	\$ 3,833,930	\$ 3,894,203	\$ 4,017,554
Contractual Services	40.6	2,656,547	2,857,448	4,270,243	4,347,480	3,863,280
Commodities	0.5	40,114	55,625	49,150	48,400	46,250
Capital Outlay	15.2	44,338	175,555	52,850	1,629,500	1,506,800
Operating Adjustments	--	-	-	-	-	-
Subtotal	92.5 %	\$ 5,720,374	\$ 6,404,181	\$ 8,206,173	\$ 9,919,583	\$ 9,433,884
State Aid and Assistance						
Aid to Locals	7.5 %	\$ 3,596,283	\$ 460,762	\$ 500,000	\$ 800,000	\$ 800,000
Other Assistance	--	-	-	-	-	-
Subtotal	7.5 %	\$ -	\$ -	\$ -	\$ -	\$ -
Capital Budget and Debt						
Capital Improvements	-- %	\$ -	\$ -	\$ -	\$ -	\$ -
Debt Service Principal	--	-	-	-	-	-
Debt Service Interest	--	-	-	-	-	-
Subtotal	-- %	\$ -	\$ -	\$ -	\$ -	\$ -
Reappropriations	-- %	\$ -	\$ -	\$ -	\$ -	\$ -
GRAND TOTAL	100.0 %	\$ 9,316,657	\$ 6,864,943	\$ 8,706,173	\$ 10,719,583	\$ 10,233,884

OFFICE OF THE SECRETARY OF STATE

Budget Summary – Agency Request

State Operations

Expenditures by Classification, FY 2024 – FY 2027 Agency						
(State Operations, All Funds)						
	FY 2026 Agency % of Total	FY 2024 Actual	FY 2025 Actual	FY 2026 Approved	FY 2026 Agency	FY 2027 Agency
Salaries and Wages						
Employee Pay	26.7 %	\$ 2,178,751	\$ 2,458,880	\$ 2,842,570	\$ 2,865,325	\$ 2,945,678
Employee Benefits	9.6	800,624	856,673	991,360	1,028,878	1,071,876
Shrinkage	--	-	-	-	-	-
Subtotal	36.3 %	\$ 2,979,375	\$ 3,315,553	\$ 3,833,930	\$ 3,894,203	\$ 4,017,554
Contractual Services						
Communication	1.8 %	\$ 99,176	\$ 186,743	\$ 86,080	\$ 195,750	\$ 153,200
Fees (Professional)	1.6	116,458	206,976	274,200	174,505	96,600
Fees (Other Services)	7.6	939,739	723,179	1,238,825	818,850	805,400
Freight and Express	0.6	84,456	92,570	90,000	66,500	69,500
Printing and Advertising	1.3	45,771	109,228	269,500	139,000	53,000
Rent and Leases	18.9	1,102,501	1,601,886	1,236,075	2,030,220	1,764,025
Repair and Servicing	7.9	203,798	(130,582)	1,000,293	844,050	840,400
Travel and Subsistence	0.5	45,242	47,475	54,350	54,050	56,100
Utilities	0.1	633	-	-	5,000	5,000
Other	0.2	18,773	19,973	20,920	19,555	20,055
Subtotal	40.6 %	\$ 2,656,547	\$ 2,857,448	\$ 4,270,243	\$ 4,347,480	\$ 3,863,280
Commodities						
Clothing	0.1 %	\$ 502	\$ 138	\$ 600	\$ 150	\$ 150
Equipment and Parts	0.1	66	409	100	400	400
Food	0.1	3,493	3,156	4,500	3,500	3,600
Fuel	--	-	-	-	-	-
Motor Vehicle Parts	0.1	1,865	799	3,500	1,000	1,000
Supplies (Office)	0.2	14,108	27,041	18,550	19,500	18,450
Supplies (Professional)	--	-	-	-	-	-
Supplies (Research)	--	-	-	-	-	-
Other	0.2	20,080	24,082	21,900	23,850	22,650
Subtotal	0.5 %	\$ 40,114	\$ 55,625	\$ 49,150	\$ 48,400	\$ 46,250
Capital Outlay						
Books	-- %	\$ -	\$ -	\$ -	\$ -	\$ -
Computer Hardware	0.6	31,838	15,449	39,500	65,000	15,000
Computer Software	13.5	10,355	-	12,000	1,450,000	1,450,000
Equipment, Furniture	1.0	1,829	150,328	1,000	107,000	40,000
Information Processing	0.1	316	692	350	500	800
Telecommunications	0.1	-	9,086	-	7,000	1,000
Other	--	-	-	-	-	-
Subtotal	15.2 %	\$ 44,338	\$ 175,555	\$ 52,850	\$ 1,629,500	\$ 1,506,800
Operating Adjustments	-- %	\$ -	\$ -	\$ -	\$ -	\$ -
TOTAL	92.5 %	\$ 5,720,374	\$ 6,404,181	\$ 8,206,173	\$ 9,919,583	\$ 9,433,884

OFFICE OF THE SECRETARY OF STATE

Budget Summary – Agency Request

State Aid

Expenditures by Classification, FY 2024 – FY 2027 Agency						
(State Aid, All Funds)						
	FY 2026 Agency % of Total	FY 2024 Actual	FY 2025 Actual	FY 2026 Approved	FY 2026 Agency	FY 2027 Agency
State Aid						
Federal Aid Payments	7.5 %	\$ 817,259	\$ 460,762	\$ 500,000	\$ 800,000	\$ 800,000
State Aid Payments	--	2,779,024	-	-	-	-
TOTAL	7.5 %	\$ 3,596,283	\$ 460,762	\$ 500,000	\$ 800,000	\$ 800,000

Expenditures by Program

Expenditures by Program, FY 2024 – FY 2027 Agency						
(All Funds)						
	FY 2026 Agency % of Total	FY 2024 Actual	FY 2025 Actual	FY 2026 Approved	FY 2026 Agency	FY 2027 Agency
Administration	56.1 %	\$ 3,429,421	\$ 3,692,579	\$ 4,373,585	\$ 6,018,848	\$ 5,664,469
Business Services	9.2	793,427	961,916	885,208	982,040	966,031
Elections Legislative Matters	7.2	3,297,467	855,915	481,037	772,645	628,184
Help America Vote Act	27.5	1,796,342	1,354,533	2,966,343	2,946,050	2,975,200
TOTAL	100.0 %	\$ 9,316,657	\$ 6,864,943	\$ 8,706,173	\$ 10,719,583	\$ 10,233,884

FTE Positions by Program, FY 2024 – FY 2027 Agency						
	FY 2026 Agency % of Total	FY 2024 Actual	FY 2025 Actual	FY 2026 Approved	FY 2026 Agency	FY 2027 Agency
Administration	61.2 %	21.0	25.0	25.0	26.0	26.0
Business Services	24.7	11.0	11.5	11.0	10.5	10.5
Elections Legislative Matters	14.1	4.0	6.0	6.0	6.0	6.0
Help America Vote Act	--	--	--	--	--	--
TOTAL	100.0 %	36.0	42.5	42.0	42.5	42.5

OFFICE OF THE SECRETARY OF STATE

Budget Summary – Agency Request

Expenditures by Fund

Expenditures by Fund, FY 2024 – FY 2027 Agency						
	FY 2026 Agency % of Total	FY 2024 Actual	FY 2025 Actual	FY 2026 Approved	FY 2026 Agency	FY 2027 Agency
State General Fund	2.4 %	\$ 2,779,024	\$ -	\$ -	\$ 254,545	\$ -
Information and Services Fee Fund	59.3	3,731,089	3,954,143	4,641,725	6,356,860	6,057,866
Technology	8.2	791,973	1,083,244	836,599	881,948	910,544
Communication Fee Fund						
Fee Funds	2.6	211,595	211,736	261,506	280,180	290,274
Federal Funds	27.5	1,781,809	1,901,599	2,966,343	2,946,050	2,975,200
All Other Funds	--	21,167	(285,779)	-	-	-
TOTAL	100.0 %	\$ 9,316,657	\$ 6,864,943	\$ 8,706,173	\$ 10,719,583	\$ 10,233,884

Fee Fund Analysis

The Information and Services Fee Fund allows the Office of the Secretary of State to charge and collect an information services fee. Per statute, all monies received by the agency are remitted to the State Treasurer. Upon receipt of said money, the State Treasurer deposits the entire amount in the treasury, but the money is credited to the Office of the Secretary of State under the Information and Services Fee Fund.

Revenue projections for the Information and Services Fee Fund are based on receipt trends, the economy, changes in law, fee increases and decreases, and the volume of documents filed electronically. (In many cases, the electronic fee is lower.) The Information and Services Fee Fund is one of the primary funds for operating expenses, including salaries and wages.

Information and Services Fee Fund				
FY 2024 – FY 2027 Agency				
	FY 2024 Actual	FY 2025 Actual	FY 2026 Agency	FY 2027 Agency
Beginning Balance	\$ 5,737,473	\$ 5,808,911	\$ 5,337,773	\$ 3,583,413
Revenue				
Clerical Services	\$ 2,231,093	\$ 1,661,127	\$ 1,600,000	\$ 1,700,000
Other Services Charges	1,569,170	2,910,172	3,000,000	3,100,000
State Publications	2,674	6,308	6,500	7,000
Refunds	688	570	-	-
Other Nonrevenue Receipts	300	-	-	-
Operating Transfer In	3,404	-	-	-
Residual Transfers Out	-	(1,091,800)	-	-
Subtotal – Revenue	\$ 3,807,329	\$ 3,486,377	\$ 4,606,500	\$ 4,807,000
Total Amount Available	\$ 9,544,802	\$ 9,295,288	\$ 9,944,273	\$ 8,390,413
Expenditures				
Salaries and Wages	\$ 2,046,450	\$ 2,295,221	\$ 2,732,075	\$ 2,816,736
Contractual Services	1,648,338	1,465,497	1,946,885	1,688,080
Commodities	31,059	38,475	48,400	46,250
Capital Outlay	5,242	154,950	1,629,500	1,506,800
Non-Expense	4,809	3,372	4,000	4,000
Subtotal – Expenditures	\$ 3,735,898	\$ 3,957,515	\$ 6,360,860	\$ 6,061,866
Ending Balance	\$ 5,808,904	\$ 5,337,773	\$ 3,583,413	\$ 2,328,547

OFFICE OF THE SECRETARY OF STATE

Budget Summary – Agency Request

FY 2026 Analysis

Summary of Agency Budget Request, FY 2026							
	Information and Services			Total	FTE Positions		
	SGF	Fee Fund	All Other Funds				
Approved, FY 2026							
1. 2025 SB 125	\$ -	\$ 4,641,725	\$ 4,064,448	\$ 8,706,173	42.0		
Reappropriations							
No Reappropriations	\$ -	\$ -	\$ -	\$ -	--		
Supplemental Requests							
2. 2024 Election Security State Match	\$ 200,000	\$ -	\$ -	\$ 200,000	--		
3. 2025 Election Security State Match	54,545	-	-	54,545	--		
Subtotal – Supplementals	\$ 254,545	\$ -	\$ -	\$ 254,545	--		
Other Changes							
4. Regulation Modernization Software	-	1,450,000	-	1,450,000	--		
5. Federal HAVA Funds for Counties	-	-	300,000	300,000	--		
6. Contractual Services	-	142,985	(320,293)	(177,308)	--		
7. All Other Adjustments	-	122,150	64,023	186,173	0.5		
Subtotal – Other Changes	\$ -	\$ 1,715,135	\$ 43,730	\$ 1,758,865	0.5		
TOTAL – Agency Revised Estimate	\$ 254,545	\$ 6,356,860	\$ 4,108,178	\$ 10,719,583	42.5		

Approved Budget

1. 2025 SB 125

The 2025 Legislature passed, and the Governor enacted, one bill appropriating and adjusting funding for state agencies. Select appropriations for this agency include:

- **Regulation Modernization Software:** The Legislature approved adding **\$1.5 million**, all from special revenue funds, in FY 2025 for the agency to modernize the state regulation-making process by implementing an electronic regulation system. The state’s regulatory process is paper-based and largely unchanged since the 1960s. The agency did not expend these funds in FY 2025 as the procurement process was still underway.
- **2024 Election Security State Match:** The Legislature approved adding **\$200,000 SGF** in FY 2025 to meet the state match requirement of 20.0 percent for a \$1.0 million HAVA Election Security Grant from the [U.S. Election Assistance Commission](#) (EAC). This match is required to be provided by May 2026. Although the 20.0 percent match was appropriated to the agency in 2025, the funds were not deposited into the Democracy Fund.
- **2025 Pay Plan:** The Legislature approved the 2025 Pay Plan, which included adding **\$90,203**, all from special revenue funds, to provide salary increases for most state employees based on the Department of Administration’s market survey for FY 2026.

OFFICE OF THE SECRETARY OF STATE

Budget Summary – Agency Request

Supplemental Requests

2. 2024 Election Security State Match

The agency's revised estimate includes adding **\$200,000 SGF** to provide the required state match for the 2024 HAVA Election Security Grant and to transfer the funds to the Democracy Fund for FY 2026. Although the agency received a \$1.0 million federal grant from the EAC in 2025 and the 2025 Legislature appropriated the matching funds, the state match was not deposited into the interest-bearing Democracy Fund, making this supplemental request necessary. The Help America Vote Act of 2002 (HAVA) requires states to establish an interest-earning election fund into which grant funds are deposited and maintained to support the implementation of HAVA Title III activities.

3. 2025 Election Security State Match

The agency's revised estimate includes adding **\$54,545 SGF** to provide the required state match for the 2025 HAVA Election Security Grant and to transfer the funds to the Democracy Fund for FY 2026. In 2025, the agency received a federal grant of \$272,727 from the EAC, for which \$54,545 represents the required state match. This state match is separate from the funding provided for the 2024 HAVA Election Security Grant.

Other Changes

Absent of supplemental requests, the agency's revised estimate for FY 2026 reflects an increase of **\$1.8 million, or 20.2 percent, and 0.5 FTE position**, all from special revenue funds, above the approved FY 2026 amount. This increase includes a \$1.7 million increase from the Information and Services Fee Fund, primarily attributable to the implementation of regulation modernization software.

4. Regulation Modernization Software

The agency's revised estimate includes an increase of \$1.45 million, all from the Information and Services Fee Fund, for the implementation of regulation modernization software. This expenditure is classified as capital outlay. As of August 2025, the agency completed the request for proposal (RFP) process and selected Esper as the official platform for managing all state regulations. The agency signed a three-year contract with Esper. Beginning in early 2026, all state agencies, boards, and commissions will use Esper to submit, track, and edit regulations through a centralized electronic system. A total of four agencies will have the capability to electronically review, approve, and adopt regulations within the platform: the Department of Administration, including the Division of the Budget, the Office of the Attorney General, and the Office of the Secretary of State. Full implementation and system go-live are expected in FY 2026, which is anticipated to streamline the regulation process and reduce reliance on paper-based systems.

5. Federal HAVA Funds for Counties

The agency's request includes an increase of \$300,000, all from federal HAVA Election Security Funds, for a total of \$800,000 for election security grants to counties. These grants are intended to help enhance security measures by funding upgrades to physical equipment and systems in anticipation of increased election activities. Counties will be reimbursed for approved expenses related to their election security upgrades.

6. Contractual Services

Contractual services expenditures decrease by \$177,308 (4.2 percent) in all funds, including an increase of \$142,985 in the Information Services Fee Fund, compared with the FY 2026 approved amount. Except for the HAVA Program, contractual services expenditures for the FY 2026 revised estimate are funded through the Information and Services Fee Fund. The decrease occurs mainly in the

OFFICE OF THE SECRETARY OF STATE

Budget Summary – Agency Request

Administration and HAVA programs, and is partially offset by increases in Business Services and Elections/Legislative Matters (ELM).

- **Administration:** Expenditures decrease for repairing and servicing (\$176,350), freight and express (\$89,500), printing and advertising (\$52,800), rents (\$35,100), and other contractual services (\$3,365). These decreases are partially offset by increases in professional services (\$14,305) and fees and other services (\$81,525). Contractual services expenditures for the Administration Program decreased by \$268,615 from the FY 2026 approved amount. Repairing and servicing decrease due to the end-of-life of the I-Series database (computer system modernization). Freight and express costs are expected to decrease in the Administration Division due to reductions in certain publication mailings. Printing and advertising costs remain relatively flat, reflecting flyers and handouts associated with the Kansas State Fair and other events. Rent expenditures decrease due to retirement of a warehouse lease following the move to the Docking Building.
- **HAVA:** Expenditures decrease for fees and other services (\$504,000); printing and advertising (\$200,000); and fees professional services (\$186,000), including election consulting and certification training. These decreases are partially offset by increases for rents for the Election Voter Information System (ELVIS) maintenance and support fees (\$549,600) and repairing and servicing (\$20,000), which includes ELVIS training for election officials and ELVIS hosting services and election tokens and maintenance. Part of the reduction is due to reimbursements from the counties, which create a credit balance. FY 2025 included additional payments in the state fiscal year, while county fiscal years follow the calendar year, resulting in timing differences for expense payments and related reimbursements. Budgeting includes expenditures for the voter registration database but does not record reimbursements because they are not guaranteed.

These decreases are partially offset by increases in the Business Services and Elections/Legislative Matters (ELM) programs.

- **Business Services:** Contractual services expenditures for the Business Services Program increase by \$113,300 from the FY 2026 approved amount. Expenditures increase for communications (\$101,000), printing (\$8,000), and fees and other services (\$2,000). Business Services communications expenditures increase due to the agency providing mailers for businesses regarding due dates for required filings. The increase is partially due to rising costs and partially driven by an increase in the number of filing entities.
- **ELM:** Contractual services expenditures for the ELM Program increase by \$298,300 from the FY 2026 approved amount. Expenditures increase for fees for professional services (\$72,000), printing and advertising (\$114,300), and freight and express (\$66,000) for shipping legal publications. ELM expenditures increase in printing and advertising, professional services, and freight and express. Advertising is planned prior to the mid-term elections, and FY 2026 increases are for voter information purposes.

7. All Other Adjustments

The agency requests an increase of \$186,173, all from special revenue funds, including an increase of \$122,150 from the Information and Services Fee Fund, above the FY 2026 approved amount for all other adjustments. This includes an increase of 1.0 FTE position in the Administration Program and a decrease of 0.5 FTE position in the Business Services Program, for a total FTE change of 0.5.

Salaries and wages increase by \$60,273, primarily due to higher health insurance costs (\$33,340, 8.2 percent) and employee pay adjustments (\$22,755, 0.08 percent).

OFFICE OF THE SECRETARY OF STATE

Budget Summary – Agency Request

The total increase of 0.5 FTE position, including a 1.0 FTE position increase in the Administration Program and a 0.5 FTE position decrease in the Business Services Program, results from the FY 2025 budget including part-time employees totaling 41.47 FTE positions, which were rounded to 42.0. The 0.5 increase reflects this rounding, and one approved FTE position was added to the Administration Division.

Absent the expenditure for the regulation modernization software, other capital outlay costs increase by \$126,650 to support equipment, furniture, computer hardware, and telecommunications in the Administration Program. These increases (excluding regulation modernization software) are expenditures for furniture, fixtures, and equipment related to the move to the Docking State Office Building. Additional purchases include computers and hardware to outfit conference rooms associated with the move.

Additionally, commodities expenditures decrease by \$750 from the approved amount.

OFFICE OF THE SECRETARY OF STATE

Budget Summary – Agency Request

FY 2027 Analysis

Summary of Agency Budget Request, FY 2027							
	SGF	Information and Services Fee Fund	All Other Funds	Total	FTE Positions		
Approved, FY 2026							
2025 SB 125	\$ -	\$ 4,641,725	\$ 4,064,448	\$ 8,706,173	42.0		
Enhancement Requests							
No Enhancement Requests	\$ -	\$ -	\$ -	\$ -	--		
Agency Changes							
1. Regulation Modernization Software	\$ -	\$ 1,450,000	\$ -	\$ 1,450,000	--		
2. Federal HAVA Funds for Counties	-	-	300,000	300,000	--		
3. Contractual Services	-	(115,820)	(291,143)	(406,963)	--		
4. All Other Adjustments	-	81,961	102,713	184,674	0.5		
Subtotal – Agency Changes	\$ -	\$ 1,416,141	\$ 111,570	\$ 1,527,711	0.5		
TOTAL – Agency Request	\$ -	\$ 6,057,866	\$ 4,176,018	\$ 10,233,884	42.5		

Agency Changes

The agency’s request for FY 2027 reflects an increase of **\$1.5 million**, or **17.5 percent**, and **0.5 FTE position**, all from special revenue funds, above the approved FY 2026 amount. This increase includes \$1.4 million in expenditures from the Information and Services Fee Fund, primarily attributable to the implementation of regulation modernization software.

1. Regulation Modernization Software

The agency’s FY 2027 estimate includes \$1.45 million, all from the Information and Services Fee Fund, for the continued use and support of the regulation modernization software. The agency estimates that full implementation of the system will be completed by FY 2027. Because the system replaces a paper-based process with a digital platform, ongoing costs for the system are expected in future years.

2. Federal HAVA Funds for Counties

The agency’s FY 2027 estimate includes an increase of \$300,000, all from federal HAVA Election Security Funds, for a total of \$800,000 to provide grants to counties for election security improvements. The funds may be used for upgrades to equipment and systems, and counties will be reimbursed for approved expenditures.

3. Contractual Services

Contractual services expenditures decrease by \$406,963, or 9.5 percent, below the approved FY 2026 amount. The decrease occurs mainly in the Administration and HAVA Programs.

- **Administration:** Expenditures primarily decrease for repairing and servicing (\$200,650), freight and express (\$89,500), printing and advertising (\$52,800), and rents (\$37,350). Repairing and servicing decreases because there are no planned expenditures for the I-Series database in FY 2027. Freight and express costs decline because fewer publications are mailed as more services become available online. Printing and advertising costs remain flat, reflecting consistent materials for events such as the Kansas State Fair. Rent expenditures decrease following the warehouse lease retirement and the move to the Docking State Office Building.

OFFICE OF THE SECRETARY OF STATE

Budget Summary – Agency Request

These increases are offset by increases in fees and other services (\$64,075). Contractual services expenditures for the Administration Program decreased by \$322,720 from the FY 2026 approved amount.

- **HAVA:** Expenditures decrease for fees and other services (\$500,000), printing and advertising (\$200,000), and fees professional services (\$184,000), which include an election consultant and certification and maintenance. These decreases are partially offset by increases for rents (\$552,100) for ELVIS maintenance and support fees, and repairing and servicing fees (\$40,757) for election officials and ELVIS hosting services and election tokens and maintenance.

Decreases in the Administration and HAVA programs are partially offset by increases in the Business Services and Elections programs.

- **Business Services:** Contractual services expenditures for the Business Services Program increase by \$68,800 from the FY 2026 approved amount. Increases are primarily related to communications (\$62,000). Communications expenditures increase to support mailers notifying businesses of required filing due dates. The increase is driven by both higher costs and a growth in the number of business filings, consistent with agency practices.
- **ELM:** Contractual services expenditures for the ELM Program increase by \$138,100 from the FY 2026 approved amount. Some increases include freight and express (\$69,000) for shipping legal publications, printing and advertising (\$33,800), communications (\$11,400), and rents (\$11,200).

4. All Other Adjustments

The agency's request for FY 2027 includes an increase of \$184,674, all from special revenue funds, and an increase of 0.5 FTE position above the FY 2026 approved amount for all other adjustments. This includes an \$81,961 decrease from the Information and Services Fee Fund.

Salaries and wages increase by \$183,624, or 4.8 percent, above the FY 2026 approved amount. This includes a \$103,108 increase in employee pay and an \$80,516 increase in employee benefits. The increase in employee pay reflects the 2025 Legislature's approval of a 2.5 percent salary increase for classified state employees for FY 2026. From the FY 2026 agency's revised estimate to the FY 2027 request, employee pay increases by approximately 2.7 percent. This also includes an increase of 1.0 FTE position in the Administration Program and a decrease of 0.5 FTE position in the Business Services Program, for a total FTE change of 0.5.

The increase in employee benefits is primarily attributable to higher health insurance costs, which rise by \$68,429, or 16.9 percent, above the FY 2026 approved amount. Compared with the FY 2026 revised estimate, health insurance costs increase 8.0 percent, consistent with state budget indices showing a 7.8 percent increase in Single Member, Dependent, and Healthy Kids premiums.

Additionally, commodities expenditures on motor vehicle parts, fuel, clothing, and office supplies decrease by \$2,900.

OFFICE OF THE SECRETARY OF STATE

Budget Summary – Agency Request

Fees

Uniform Commercial Code Filing Fees, FY 2026			
Fee	Current Fee	Statutory Limit ²	Previous Fee ³
Financing Statement (Paper / Electronic)	\$ 20 / 10	\$ N/A	\$ -
IRS Filings (10 years)	20	N/A	-
Transmitting Utility	50	N/A	-
Public Utilities	20	N/A	-
Public Finance Transaction	20	N/A	-
Manufactured Homes Transaction	20	N/A	-
Assignments (Paper / Electronic)	20 / 10	N/A	-
Amendments (Paper / Electronic)	20 / 10	N/A	-
Continuations (Paper / Electronic)	20 / 10	N/A	-
Termination (Paper / Electronic)	20 / 5	N/A	-
Debtor Amendment (Paper / Electronic)	20 / 10	N/A	-
Secured Party Amendment (Paper / Electronic)	20 / 10	N/A	-
Collateral Amendment (Paper / Electronic)	20 / 10	N/A	-
Statement of Claim (Paper / Electronic)	20 / 10	N/A	-
Debtor Termination (Paper / Electronic)	20 / 10	N/A	-

Information Reporting Fees, FY 2026			
Fee	Current Fee	Statutory Limit ²	Previous Fee ³
Domestic For Profit (Paper / Electronic)	\$ 110 / 100	\$ N/A	\$ 55 / 50
Domestic Non-Profit (Paper and Electronic)	80	N/A	40
Foreign For Profit (Paper / Electronic)	110 / 100	N/A	55 / 50
Professional Association (Paper / Electronic)	110	N/A	55
Professional Association - Electronic	100	N/A	50
Domestic LP (Paper / Electronic)	110 / 100	N/A	55 / 50
Foreign LP (Paper / Electronic)	110 / 100	N/A	55 / 50
Domestic Business Trust (Paper / Electronic)	110 / 100	N/A	55 / 50
Foreign Business Trust (Paper / Electronic)	110 / 100	N/A	55 / 50
Domestic LLC (Paper / Electronic)	110 / 100	N/A	55 / 50
Foreign LLC (Paper / Electronic)	110 / 100	N/A	55 / 50
Domestic LLP (Paper / Electronic)	110 / 100	N/A	55 / 50
Foreign LLP (Paper / Electronic)	110 / 100	N/A	55 / 50
Electric Cooperative NonProfit (Paper and Electronic)	80	N/A	55 / 50
Renewable Energy Cooperative (Paper and Electronic)	80	N/A	40
Foreign Cooperatives (Paper and Electronic)	110	N/A	55
Foreign NonProfit (Paper and Electronic)	80	N/A	40
Cooperative Marketing NonProfit (Paper and Electronic)	80	N/A	40
Professional LLC (Paper and Electronic)	110	N/A	55
Cooperative Society	110	N/A	55
Foreign Series LLC	110	N/A	55
Professional NonProfit Cooperation	80	N/A	40

² The authority for these fees is found in [KSA 17-7506](#).

³ These fees were changed within the last two fiscal years due to implementation of biennial filing.

OFFICE OF THE SECRETARY OF STATE

Budget Summary – Agency Request

Business Entity Fees, FY 2026			
Fee	Current Fee	Statutory Limit ⁴	Previous Fee ⁵
Articles For Profit (Paper / Electronic)	\$ 90 / 85	\$ 250 / 250	\$ -
Articles NonProfit (Paper and Electronic)	20	50	-
Foreign Applications	115	250	-
Professional Association	90	250	-
Domestic Limited Partnership (Paper / Electronic)	165 / 160	N/A	-
Foreign Limited Partnership	165	N/A	-
Domestic Business Trust	65	N/A	-
Foreign Business Partnership	65	N/A	-
Domestic LLC (Paper / Electronic)	165 / 160	N/A	-
Foreign LLC	165	N/A	-
General Partnership	35	N/A	-
Domestic LLP (Paper / Electronic)	165 / 160	N/A	-
Electric Cooperative NonProfit (Paper and Electronic)	20	150	-
Renewable Energy Cooperative (Paper and Electronic)	20	150	-
Appointment of Service Agent	35	150	-
Foreign NonProfit (Paper and Electronic)	115	N/A	-
Foreign LLP (Paper / Electronic)	165 / 0	N/A	-
Cooperative Market NonProfit	20	N/A	-
Irrevocable Consent to Jurisdiction (ABC)	35	N/A	-
Domestic Professional LLC	165	N/A	-
Cooperative Society	90	N/A	-
Bank	90	N/A	-
Tobacco Products	15	N/A	-
Tobacco Manufacturers	35	N/A	-
Gaming Irrevocable Consent to Jurisdiction	35	N/A	-
Insurance Company	90	N/A	-
Credit Union	20	N/A	-
Foreign Cooperative	115	N/A	-
Firefighter Relief Association	20	N/A	-
Domestic Series LLC	165	N/A	-
Foreign Series LLC	165	N/A	-
Professional NonProfit Cooperation	20	N/A	-
Name Reservation (Paper / Electronic)	35 / 30	N/A	-

⁴ The authority for these fees is found in [KSA 17-7506](#).

⁵ These fees were changed within the last two fiscal years due to implementation of biennial filing.

OFFICE OF THE SECRETARY OF STATE

Budget Summary – Agency Request

Amendment Fees, FY 2026				
Fee	Current Fee	Statutory Limit ⁶	Previous Fee ⁷	
Dissolutions (Paper / Electronic)	\$ 35 / 30	\$ 150	\$ -	-
Cancellations (Paper / Electronic)	35 / 30	N/A	-	-
Restated Articles For Profit	35	150	-	-
Withdrawals (Paper / Electronic)	35 / 30	150	-	-
Certificate of Correction For Profit	35	N/A	-	-
Reg. Office/Resident Agent Chg. by Entity (Paper)	35	N/A	-	-
Reg. Office/Resident Agent Chg. by Entity (Electronic)	30	N/A	-	-
Cross Entity Merger Certificate	75	N/A	-	-
Reinstatement	35	150	-	-
Charitable Organization	-	N/A	-	-
Designation of Service Agent	35	N/A	-	-
Dissolution of Stockholders' Meeting	35	N/A	-	-
Amendment NonProfit (Paper and Electronic)	20	N/A	-	-
Name Change For Profit (Paper / Electronic)	35 / 30	N/A	-	-
Name Change NonProfit (Paper and Electronic)	20	N/A	-	-
Dissolution Prior to Commencing For Profit	35	N/A	-	-
Revocation of Dissolution For Profit	35	150	-	-
Termination of Filing (For Profit / NonProfit)	35 / 20	N/A	-	-
NonProfit Reinstatement	20	N/A	-	-
Dissolution by Written Consent	35	N/A	-	-
Dissolution Prior to Commencing NonProfit	20	N/A	-	-
Revocation of Dissolution NonProfit	20	N/A	-	-
Converting to KS (Agreement / Certificate)	150 / 75	N/A	-	-
Converting to Foreign (Agreement / Certificate)	150 / 75	N/A	-	-
Domesticating to KS (Agreement / Certificate)	150 / 75	N/A	-	-
Domesticating to Foreign (Agreement / Certificate)	150 / 75	N/A	-	-
Interest Exchange (Agreement / Certificate)	150 / 75	N/A	-	-
Cross Entity Consolidation Agreement	150	N/A	-	-
Certificate of Correction NonProfit	20	N/A	-	-
Insurance Domesticating In / Out	35	N/A	-	-
Restated Articles NonProfit	20	N/A	-	-
Reg. Agent Resignation with(out) Successor - Blanket	150	N/A	-	-
Statement of Denial or Dissociation	35	N/A	-	-
Closing of Entity	35	N/A	-	-
Corporation Merger Agreement	150	150	-	-
Corporation Consolidation (Agreement / Certificate)	150 / 75	N/A	-	-
LLC Merger (Agreement / Certificate)	150 / 75	N/A	-	-
LLC Consolidation (Agreement / Certificate)	150 / 75	N/A	-	-
Certificate of Designation	35	150	-	-
Penalty Fee	85	N/A	-	-
Trademarks	40	N/A	-	-
Servicemarks	40	N/A	-	-
Trademark/Servicemark - Cancellation	15	N/A	-	-
Trademark/Servicemark - Renewal	40	N/A	-	-
Trademark/Servicemark - Name Change	15	N/A	-	-

⁶ The authority for these fees is found in [KSA 17-7506](#).

⁷ These fees were changed within the last two fiscal years due to implementation of biennial filing.

OFFICE OF THE SECRETARY OF STATE

Budget Summary – Agency Request

Candidate Filing Fees ⁸ , FY 2026					
Fee	Current Fee		Statutory Limit ⁹		Previous Fee
President	\$	N/A	\$	N/A	\$ N/A
U.S. Senate		1,760		1% of Salary +\$20	N/A
U.S. House		1,760		1% of Salary +\$20	N/A
Governor / Lt. Governor		2,840		1% of Salary +\$650	N/A
Secretary of State		2,280		1% of Salary +\$650	N/A
Attorney General		2,367		1% of Salary +\$650	N/A
State Treasurer		2,280		1% of Salary +\$650	N/A
Commissioner of Insurance		2,280		1% of Salary +\$650	N/A
Kansas Senate		145		145	N/A
Kansas House		120		120	N/A
State Board of Education		95		95	N/A
Supreme Court Justice		20		20	N/A
Court of Appeals Judge		20		20	N/A
District Court Judge – Elected		1,926		1% of Salary +\$70	N/A
District Court Judge – Retained		70		70	N/A
District Magistrate Judge – Elected		170		100 +\$70	N/A
District Magistrate Judge – Retained		70		70	N/A
District Attorney		N/A		1% of Salary	N/A

⁸ The Public Disclosure Commission receives a statutory \$50 campaign finance report fee from candidates for state and county offices except retention judges. The Secretary of State receives a statutory \$20 administrative fee for Candidates for all state and national offices except president.

⁹ The authority for these fees is found in [KSA 25-205](#), [25-206](#), and [25-4119f](#).